ᓄᓇᕗᑦ ᒐᕙᒪᖔᑦ

ᐊᖏᕐᑲᑎᒋᖕᓂᒃᑯᑦ ᐱᓕᕆᑎᑦᑎᓂᐅᔪᓂᒃ ᕐᑲᓄᐃᓕᐅᕐᓂᖏᓐᓂᑦ ᐅᓂᒃᑳᑦ

ᐋᕿᒃᓱᕐᑕᐅᔪᕐᑲ
ᓄᓇᓕᖕᓂ ᒐᕙᒪᒃᑯᓐᓂᑦᑐ ᐱᔨᑦᑎᕋᖅᑎᒃᑯᑦ
Nunalingni Kavamatkunnilu Pivikhaqautikkut
Department of Community and Government Services
Ministère des Services communautaires et gouvernementaux

ᑮᓇᐅᔭᓕᕆᓂᒃᑯᑦ ᐊᕐᕌᒍᒧ 2018/19

ᐃᓗᓕᖏᑦ

ᐱᔾᔪᓯᖅ 3
ᐊᑐᖅᑕᐅᓇᓱᒃᑐᑦ 3
ᐱᒋᐊᕈᑎᖓ 3
ᐅᓂᒃᑳᓕᐊᓂᒃ ᕿᒥᕐᕈᐊᖅᓂᖅ 3
ᑕᒪᐃᓐᓂ ᕿᒥᕐᕈᓂᖅ 5
ᐊᑐᖅᑕᐅᙱᑦᑐᑦ 7
ᐊᑕᐅᓯᑐᐊᖅ ᐱᑖᕐᕕᐅᔪᓐᓇᖅᑐᖅ ᐊᖏᖅᑲᑎᑏᖕᓂᒃᑯᑦ ᐱᓕᕆᑎᑕᐅᖅᑲᑦᑕᖅᓂᖏ 8
ᓇᐃᓈᕐᓯᒪᔪᑦ ᐅᓂᒃᑳᑦ
1. ᑕᒪᕐᒥ ᐊᖏᖅᑲᑎᑏᖕᓂᒃᑯ ᐱᓕᕆᑎᑦᑎᓂᐅᔪᑦ 9
2. ᖃᓄᐃᑦᑑᓂᖏᑦ ᐊᖏᖅᑲᑎᑏᖕᓂᒃᑯᑦ ᐱᓕᕆᑎᑦᑎᓂᐅᔪᑦ 15
3. ᐊᖏᖅᑲᑎᑏᖕᓂᒃᑯᑦ ᐱᓕᕆᑎᑦᑎᓂᖅ 33
4. ᐊᖏᖅᑲᑎᑏᖕᓂᒃᑯᑦ ᐱᓕᕆᑎᑦᑎᓂᖅ ᓇᖕᒥᓂᕆᔭᐅᔪᓂᒃ ᓄᓇᓕᖕᓂ 46
5. ᐱᓇᓱᒍᑎᒋᔭᐅᓯᒪᔪᑦ 50
6. ᐃᓄᖕᓂᒃ ᓴᓇᑎᑦᑎᓂᖅ 52
7. ᓄᓇᕗᒥᑦ ᓇᖕᒥᓂᖅᑲᖅᑐᓂᒃ ᐃᑲᔫᑎᒃᑯᑦ ᐋᕿᒋᐊᖅᓂᐅᔪᑦ 53
8. ᐊᖅᑖᒍ ᖃᖏᖅᑐᒥ ᐊᔾᔨᒌᙱᓐᓂᖏᓐᓂᒃ ᖃᐅᔨᓴᖅᓂᖅ 55

ᐃᓚᒍᑕᖅ A: ᑕᐃᒍᓯᑦ ᑐᑭᖏᑦ ᐊᒻᒪ ᐅᖃᐅᓯᑦ ᑐᑭᖏᑦ 57

ᐱᔾᔪᓯᖅ

ᑖᓐᓇ ᑎᑎᖅᑲᖅ ᐱᔾᔪᑎᖅᑲᖅᑐᖅ ᐃᑲᔪᖅᑐᖅᑎᖅᑕᒃ ᐅᒃᐱᖅᓇᖅᓂᖕᒐᓂᒃ ᐊᒻᒪ ᑕᑯᒃᓴᐅᑦᑎᐊᖅᓂᖕᒐᓂ ᓄᓇᕗᑦ ᒐᕙᒪᒃᑯᑦ (GN) ᐊᖏᖅᑲᑎᒌᓂᒃᑯᑦ ᐱᓕᕆᑎᑦᑎᓂᖅᒥ ᐊᒻᒪ ᐱᑖᕋᓱᒋᑎᓄᑦ ᐊᑐᖅᓂᕆᕙᒃᑕᖏᓐᓂᒃ ᐊᖅᑏᒍᑕᒫᑦ ᐅᓂᒃᑳᓕᐅᖅᓂᒃᑯᑦ ᐊᒻᒪᓗ ᖃᐅᔨᓇᓱᒍᑎᑦᓗᒍ ᓄᓇᕗᑦ ᒐᕙᒪᒃᑯᑦ ᐱᕙᓪᓕᐊᓂᕆᔭᖕᒐᑦ ᐊᑐᖅᑯᔭᐅᓕᖅᓯᒪᔪᓂᒃ ᐋᑎᑯᓪ 24-ᒥᑦ ᐅᕙᓂ ᓄᓇᕗᑦ ᐊᖏᕈᑎᓂᒃ.

ᐊᑐᖅᑕᐅᓇᓱᒃᑐᑦ

ᓄᓇᕗᑦ ᒐᕙᒪᒃᑯᑦ ᐱᓇᓱᐊᒐᖅᑲᖅᐳᑦ ᑭᐅᔨᐅᔪᓐᓇᖅᓂᖅᒥᒃ, ᓴᖅᑭᔾᔭᒃᑲᓐᓂᖅᑐᒃᑯᑦ ᐱᓕᕆᐊᖅᑲᖅᓂᖅᒥᒃ, ᐊᒻᒪᓗ ᐃᖅᑲᓇᐃᔾᔭᖅᑲᖅᑎᑦᑎᓂᖅᒥᒃ ᓈᒻᒪᓈᖕᓯᒪᓈᒃᑯᑦ ᐊᖏᕈᑎᑎᒍᑦ ᐱᓕᕆᖅᑕᖅᑎᑦᑎᓂᖅᒥᒃ. ᐱᓇᓱᐊᒐᖅᑲᖅᐳᒍᑦ ᐊᔾᔨᒌᒃᑎᑦᑎᖅᑕᖅᓂᖅᒥᒃ ᐊᒻᒪ ᓈᒻᒪᓈᖕᓯᒪᓈᒃᑯᑦ ᐱᓕᕆᐊᖅᑲᖅᓂᖅᒥᒃ ᑲᒪᒋᔭᖅᑎᓐᓂᒃ. ᒪᓕᒋᐊᖅᑲᖅᑐᑦ ᐊᑐᖅᑕᐅᑎᑕᐅᖕᒋᓐᓇᖅᑕᖅᐳᑦ ᐊᑑᑎᖅᑲᖅᑐᒃᑯᑦ ᐱᖁᔭᓂᒃ, ᑕᒪᐅᓈᖕᒐᔪᓂᒃ ᐊᑐᐊᒐᖅᑎᒍᑦ ᐊᑐᖅᑕᐅᕙᖅᑐᑎᒍᓪᓗ ᐃᓕᓐᓂᐊᖅᑎᑦᑎᖅᑕᐃᓐᓇᖅᓂᒃᑯᑦ ᐊᒻᒪ ᐋᖅᑭᓯᐃᕙᓪᓕᐊᓂᖅᒥᓪᓗ ᓄᓇᕗᑦ ᒐᕙᒪᒃᑯᓐᓄᑦ ᐃᖅᑲᓇᐃᔾᔭᖅᑎᖕᒋᓐᓂᒃ, ᐊᒻᒪᓗ ᒪᓕᒃᓯᒪᓪᓗᑕ ᐱᓕᕆᖕᒐᐅᕙᖅᑐᓄᑦ ᓈᒻᒪᓈᖕᓯᒪᖕᒐᖅᑐᓂᒃ. ᓄᓇᕗᑦ ᒐᕙᒪᒃᑯᑦ ᐱᓇᓱᐊᕈᒪᕗᑦ ᐋᖅᑭᒃᓱᐃᕙᓪᓕᐊᓂᖅᒥᒃ ᓄᓇᓕᖕᓂ ᓇᖕᒥᓂᕆᔭᐅᔪᑦ ᐱᕈᖅᐸᓪᓕᐊᓗᑎᒃ, ᐊᖏᒡᓕᕙᓪᓕᐊᓗᑎᒃ ᐊᒻᒪ ᐃᖅᑲᓇᐃᔾᔭᖅᓴᓂᒃ ᓴᖅᑭᑎᑦᑎᔾᔪᑎᐅᓗᑎᒃ ᓄᓇᕗᒥᑦ ᐊᒻᒪᓗ ᐊᖏᒡᓕᒋᐊᕈᑎᐅᓗᑎᒃ ᑮᓇᐅᔭᓕᐅᕈᑎᐅᔪᓐᓇᖅᑐᓂᒃ. ᓄᓇᕗᒥᐅᓂᒃ ᑭᐅᔨᐅᔪᓐᓇᕈᒪᓪᓗᑎᒃ ᐃᒪᓐᓇ ᐱᓕᕆᖅᑕᖅᑐᑦ:

ᐱᐅᓂᖅᐹᒃᑯᑦ ᐊᑭᖏᑦᑎᒍᑦ ᓄᓇᕗᒻᒥᐅᓄᑦ ᐱᓇᓱᐊᕐᓗᑎᒃ;

ᐋᖅᑭᒃᓯᓗᑎᒃ ᐊᔾᔨᒌᒃᑎᑦᑎᓂᖅᒥᒃ, ᒪᑐᖕᒐᔪᒥᒃ ᐊᒻᒪ ᓴᖅᑭᔾᔭᖅᑐᒥᒃ ᐱᓕᕆᑎᑦᑎᖅᑕᖅᑕᖅᓂᖅᒥᒃ ᐅᓂᕈᑎᖅᑲᖅᐸᒃᑐᓄᑦ;

ᒫᓐᓇᓕᓴᐅᔪᓂᒃ ᐊᒻᒪ ᑕᒻᒪᖅᑕᖅᓯᒪᖕᒋᑦᑐᓂᒃ ᑐᓴᐅᒪᑎᑦᑎᕙᒃᓗᑎᒃ; ᐊᒻᒪ

ᐊᑑᑎᖅᑲᖅᑐᒃᑯᑦ ᐱᓕᕆᐊᖅᑲᖅᐸᓪᓕᐊᓗᑎᒃ ᓄᓇᕗᑦ ᒐᕙᒪᒃᑯᑦ ᐱᔭᕆᐊᖅᑲᖅᑕᖕᒋᓐᓂᒃ.

ᐱᒋᐊᕈᑎᖕᒐ

ᐅᓇ ᐅᓂᒃᑳᖅ ᓴᖅᑭᑎᑦᑎᓯᒪᔪᖅ ᓇᓗᓇᐃᔭᐅᑎᒃᑯᑦ ᐊᖏᕈᑎᑎᒍᑦ ᐱᓕᕆᑎᑦᑎᓂᐅᔪᓂᒃ ᐱᒋᐊᖅᑕᐅᓯᒪᔪᓂᒃ ᓄᓇᕗᑦ ᒐᕙᒪᒃᑯᑦ ᐱᓕᕆᕝᕕᖏᓐᓂᒃ ᐅᓂᒃᑳᖅᑕᐅᓂᒃᑯᑦ ᓄᓇᓕᖕᓂ ᒐᕙᒪᒃᑯᓐᓂᓪᓗ ᐱᔾᑎᕋᖅᑎᒃᑯᑦ ᓴᓇᓕᖅᑎᑦᑎᓂᖕᒋᑦᑎᒍᑦ, ᐃᓂᖅᑲᖅᑎᑦᑎᓂᖅᒥ ᐊᒻᒪ ᓴᓇᑎᑦᑎᓂᒃᑯᑦ ᐃᑲᔪᖅᑐᐃᓂᖅᒥᒃ (ᐃᓚᐅᖕᒋᓗᓂ ᓇᖕᒥᓂᖅ ᓄᓇᑯᑎᒋᔭᐅᒧᓂᒃ ᐊᑐᖅᑕᐅᓂᖅ ᑖᒃᑯᐊᓕ ᐃᒻᒥᒃᑯᑦ ᐅᓂᒃᑳᓕᐊᖑᓯᒪᖕᒪᑕ). ᐋᖅᑭᒃᓱᖅᑕᐅᓂᖕᒐ ᑖᔅᓯᒪ ᐅᓂᒃᑳᑉ ᒪᓕᒃᓯᒪᔪᖅ ᓵᔅᑕ 10-ᒥᑦ (Chapter 10) ᐅᑯᓇᓂ ᓄᓇᕗᑦ ᒐᕙᒪᒃᑯᑦ ᐊᖏᕈᑎᑎᒍᑦ ᐱᓕᕆᑎᑦᑎᓂᖅᒥᒃ ᒪᓕᒋᐊᓕᖕᓂᒃ, ᑐᓴᒐᒃᓴᐃᑦ ᑕᕝᕙᓂ ᐅᓂᒃᑳᒥ ᐅᖅᑲᐅᓯᖅᑲᖅᑐᑎ ᓄᓇᕗᑦ ᒐᕙᒪᒃᑯᑦ ᐊᖏᕈᑎᑎᒍᑦ ᐱᓕᕆᑎᑦᑎᓂᖕᒋᓐᓂᒃ 2018/19 ᐊᕐᕌᒍᒧᑦ ᐃᓚᖅᑲᖅᓱᑎᒃ ᐃᓄᐃᑦ ᓴᓇᑎᑕᐅᓂᖕᒋᓐᓂᒃ ᖃᓄᐃᓕᐅᕈᑎᖕᒋᓐᓄᑦ ᓄᑖᙵᕆᐊᖅᓯᒪᔪᓂᒃ ᐃᒡᓗᓕᐅᖅᑲᑦᑐᑦ ᑐᓐᓂᖅᑯᑎᕕᓂᐅᔪᓂᒃ ᐊᖏᕐᓂᐅᓚᐅᖅᑐᖅ.

ᑯᐃᓐ ᐱᓕᕆᕝᕕᖕᒋᑦ ᐊᒻᒪ ᐱᓕᕆᕝᕕᐅᕙᖅᑐᑦ, ᑲᑎᒪᔨᑦ ᐊᒻᒪ ᒪᓕᒐᓕᕆᕝᕕᖕᒧᑦ ᐊᖏᕈᑎᑎᒍᑦ ᐱᓕᕆᑎᑦᑎᓂᐅᔪᑦ ᐅᖅᑲᐅᓯᐅᓯᒪᖕᒋᑦᑐᑦ ᓄᓇᓕᓐᓂᒃ ᒐᕙᒪᒃᑯᓐᓂᓪᓗ ᐱᔾᑎᕋᖅᑎᒃᑯᓐᓄᑦ ᐊᒻᒪᓗ ᑕᐃᒪᐃᓐᓂᖕᒐᓄᑦ ᐃᓚᐅᑎᑕᐅᖕᒋᑦᑐᑦ ᑖᒃᑯᓇᓂ ᐅᓂᒃᑳᓂᒃ.

ᓄᓇᓕᓐᓂ ᒐᕙᒪᒃᑯᓐᓂᓪᓗ ᐱᔾᑎᕋᖅᑎᒃᑯᑦ ᐅᖅᑲᒪᓇᒍᓐᓇᖕᒋᑦᑐᑦ ᐱᐊᓂᒃᓯᒪᓪᓚᓇᒋᐊᒃᓴᖏᓐᓂᒃ ᑕᒪᖅᓯᒪᖕᒋᑦᑎᐊᕋᓗᐊᓇᐊᒃᓴᖏᓐᓂᓗ ᐅᓂᒃᑳᓕᐊᑦ ᐱᓕᕆᕝᕕᐅᔪᓂᒃ, ᑭᓯᐊᓂᓕ, ᐱᓇᓱᐊᓪᓚᓇᒃᐳᑦ ᑐᓴᒐᒃᓴᐅᑎᑕᐅᔪᑦ ᓱᓕᒐᓗᐊᓇᐊᒃᓴᖏᓐᓂᒃ ᐊᒻᒪᓗ ᐱᓕᕆᕝᕕᐅᔪᑦ ᖃᐅᔨᒪᑎᑦᑎᐊᕋᓱᒃᓗᑎᒍᑦ ᐅᓂᒃᑳᓕᐊᓂᖅᓗᒍᑦ ᒪᓕᒋᐊᓕᖕᓂᒃ ᐋᖅᑭᒃᑕᐅᓯᒪᔪᓂ ᓄᓇᕗᒻᒥ ᓇᖕᒥᓂᖅᑲᖅᑐᓂᒃ ᐃᑲᔫᑎᓄᑦ ᐱᖁᔭᓂᒃ ᐊᒻᒪᓗ ᓄᓇᕗᑦ ᒐᕙᒪᒃᑯᑦ ᐱᓕᕆᓕᖅᑎᑦᑎᓂᖅᒧᑦ ᒪᓕᒐᖅᓂᒃ.

ᐅᓂᒃᑳᓕᐊᓂᒃ ᖁᒥᖅᕈᐊᖅᓂᖅ

ᐊᒥᓱᑦ ᖃᓄᐃᓕᐅᕈᓱᑦ ᐊᒃᑐᐃᔪᓐᓇᖅᐳᑦ ᑲᑎᖅᓱᒐᖅᓂᒃ. ᖁᑦᑎᓗᐊᒪᔾᔭᖅᑐᑦ ᐅᕝᕙᓘᓐᓃᑦ ᐊᑦᑎᓗᐊᖅᑐᑦ ᐊᑭᐅᑎᑕᐅᔪᓂᒃ ᐅᓂᒃᑳᓂᒃ ᐱᔾᔪᑎᐅᔪᓐᓇᖅᑐᖅ ᐊᔾᔨᒌᙱᑦᑎᓄᑦ ᖃᓄᐃᓕᐅᕈᓱᖅᓄᑦ ᑕᒪᒃᑯᐊᓗ ᐅᔾᔨᖅᓇᓗᐊᖅᑐᓂᒃ ᒪᑯᓂᖕᒐ ᓱᖅᓗ ᐊᖅᑏᒍᒧᑦ ᐊᔾᔨᒌᙱᔾᔪᑎᐅᕙᖅᑐᑦ ᐊᐅᓚᑦᑎᔾᔪᑎᒍᑦ ᐅᕝᕙᓘᓐᓃᑦ ᐊᐅᓚᔾᔪᑎᒃᓴᑎᒍᑦ. ᐊᑐᐊᒐᖅᓂᒃ ᓄᑖᙵᕆᐊᕈᑎᑎᒍᑦ ᐊᒻᒪᓗ ᐊᑕᐅᓯᖅᑕᐅᑐᐃᓐᓇᖅᓗᑎᒃ ᐱᓕᕆᐊᒃᓴᑎᒍᑦ. ᑖᔅᓱᒥᖕᒐ ᐅᓂᒃᑳᒥ ᐊᑐᕋᔭᖅᑐᑦ ᖃᐅᔨᓇᓱᑦᑕᐊᕆᐊᖅᑲᖅᑐᑦ ᑐᑭᓕᐅᕈᑎᒋᔭᐅᔪᓂᒃ ᐊᒃᑐᐃᒍᑎᓂᒃ ᖃᓄᐃᓕᐅᖅᓂᕐᒧᑦ ᐃᓱᒪᓕᐅᕆᓚᐅᕋᑎᒃ ᐊᒻᒪᓗ ᐃᓱᒪᓕᐅᕆᓪᓗᑎᒃ ᑕᑯᑐᐃᓐᓇᖅᓂᒃᑯᑦ ᓇᓗᓇᐃᒃᑯᑎᒋᔭᐅᔪᓂᒃ ᑎᑎᕋᐅᔭᖅᓯᒪᔪᓂᒃ ᐊᒻᒪ ᓇᓗᓇᐃᒃᑯᑎᓂᒃ ᐅᕙᓂᑦᑐᓂᒃ ᐅᓂᒃᑳᒥ ᐅᖅᑲᓕᒫᖅᑐᑦ ᐊᓯᖏᓐᓂᒃ ᐊᒥᓱᒃᑲᓂᖅᓂᒃ ᐅᓂᒃᑳᓂ ᐊᒻᒪ ᐅᖅᑲᓕᒫᒐᓕᐊᖑᓯᒪᔪᓂᒃ ᑐᓴᒐᒃᓴᓂ ᐊᑐᐃᓐᓇᐅᑎᑕᐅᔪᓂᒃ ᓄᓇᕗᑦ ᒐᕙᒪᒃᑯᓐᓂ.

ᐅᓇ ᐅᓂᒃᑳᖅ ᐱᓕᕆᐊᖅᑲᓗᐊᖅᑐᖅ ᑐᓂᔭᐅᓯᒪᔪᓂᒃ ᐊᖏᕈᑎᑎᒍᑦ ᐱᓕᕆᓂᐅᔪᓂᒃ ᑐᓂᔭᐅᓂᑯᑦ ᐅᓄᖕᒐ ᑲᒻᐸᓂᐅᔪᓄᑦ, ᐃᒻᒥᑰᖕᒐᔪᓄᑦ ᐅᕝᕙᓘᓐᓃᑦ ᑲᑐᔾᔨᖅᑎᒌᓄᑦ ᐱᖓᓱᓂᒃ ᖃᓄᐃᓕᖕᒐᓂᖏᑦᑎᒍᖕᒐᓪᓗᑎᒃ:

1. ᐃᓄᐃᑦ – ᑎᑎᕋᖅᑕᐅᓯᒪᔪᑦ ᓄᓇᕗᑦ ᑐᙵᕕᒃᑯᑦ ᐃᓄᐃᑦ ᓇᖕᒥᓂᖕᒋᓐᓂᒃ ᑎᑎᕋᖅᓯᒪᔪᑎᖁᑎᖕᒋᓐᓂᒃ,
2. ᓄᓇᕗᑦ – ᑎᑎᕋᖅᑕᐅᓯᒪᔪᑦ ᓄᓇᕗᑦ ᒐᕙᒪᖕᒐᑦᑕ ᓄᓇᕗᒻᒥ ᓇᖕᒥᓂᕆᔭᐅᔪᑦ ᑎᑎᕋᖅᑕᐅᓯᒪᔪᖁᑎᖕᒋᓐᓂᒃ (ᐃᓚᐅᑎᑦᑎᖕᒋᓗᑎᒃ ᐱᓕᕆᕝᕕᖕᓂᒃ ᓄᓇᕗᑦ ᑐᙵᕕᒃᑯᑦ ᐃᓄᐃᑦ ᓇᓗᓇᐃᖅᑕᐅᓯᒪᓂᖕᒋᓐᓂᒃ),
3. ᐊᓯᖏᑦ – ᑎᑎᖅᑲᖅᑕᐅᓯᒪᖕᒋᑦᑐᑦ ᐃᓄᖕᓄᑦ ᐅᕝᕙᓘᓐᓃᑦ ᓄᓇᕗᒻᒥᐅᓄᑦ ᓇᖕᒥᓂᕆᔭᐅᓂᕐᒥ.

ᐅᓂᒃᑳᓕᐊᖅ ᖃᐅᔨᓴᕐᒥᔪᖅ ᐃᓚᐅᓂᖏᓐᓂᒃ ᐃᓄᐃᑦ ᓇᖕᒥᓂᖏᑦ ᐊᑭᑦᑐᕋᐅᑎᖃᑕᐅᓂᒃᑯᑦ ᓄᓇᕗᑦ ᐊᖏᕐᑲᑎᒌᒍᑎᒃᑯᑦ ᐱᓕᕆᑦᑎᓂᖏᓐᓂᒃ, ᐊᒻᒪ ᐃᖅᑲᓇᐃᔭᖅᑎᑕᐅᓂᖏᑦ ᐃᓄᐃᑦ ᓄᓇᕗᑦ ᒐᕙᒪᖓᓄᑦ ᓴᓇᓂᐅᔪᓂᒃ ᐊᒻᒪ ᓱᕋᒃᓯᒪᑎᑦᑕᐃᓕᓂᕐᒧᑦ ᐱᓕᕆᑦᑎᓂᐅᔪᓂᒃ. ᓇᓗᓇᐃᔭᐅᑎᑦ ᑎᑎᖅᑐᒐᐃᑦ ᐊᑐᖅᑕᐅᕙᒃᑐᑦ ᑕᑯᑎᑦᑎᔾᔪᑕᐅᓪᓗᑎᒃ ᑲᑎᑦᓯᒐᐃᑦ ᖃᓄᐃᓕᖓᓂᖏᓐᓄᑦ.

ᐱᔾᔪᑎᒋᓪᓗᒋᑦ ᓇᐃᓴᐅᑏᑦ ᐋᑭᒋᐊᖅᑕᐅᓯᒪᓂᖏᑦ ᖃᓂᓐᓂᖅᐸᒧᑦ ᑕᐅᓴᖏᓐᓄᑦ, ᐃᓚᖏ ᑎᑎᖅᑐᒐᐃᑦ ᐊᒻᒪ ᐳᓴᓐᑎᐅᔪᑦ (%) ᓇᓗᓇᐃᔭᐅᑎᓂᒃ ᓇᓕᖅᑲᓇᙱᑐᐃᓐᓇᓇᐊᖅᑲᖅᑐᑦ 100%-ᓄᑦ.

ᓇᖏᒥᓂᓇᔭᐅᔪᑦ ᖃᓄᐃᑦᑑᓂᖏᑦ

ᐆᒧᖓ ᐅᓂᒃᑳᒧᑦ, ᓇᖕᒥᓂᓇᔭᐅᔪᑦ ᐊᑎᓕᐅᖅᑕᐅᓯᒪᓚᐅᖅᑐᑦ ᑕᒪᐃᓐᓂᑦ ᓄᓇᕗᑦ ᑐᙵᕕᒃᑯᓐᓂᒃ ᐊᒻᒪ ᓄᓇᕗᑦ ᒐᕙᒪᖓᓂᒃ ᐃᓚᐅᑎᑕᐅᔪᑦ **ᐃᓄᐃᑦ** ᓇᓗᓇᐃᔭᐅᑎᖓᒍᑦ ᐊᒻᒪ **ᓄᓇᕗᑦ** ᓇᖕᒥᓂᖏᓐᓄᑦ ᐃᓕᔭᐅᓯᒪᙱᓗᑎᒃ.

'ᐊᓯᖏᑦ' ᐃᓚᖃᖅᑐᑦ ᐄᐊᒻᒪᓚᓂᒃ, ᓄᓇᓕᖕᓂᑦ ᐃᒡᓗᓕᓇᔨᒃᑯᓐᓂᒃ, ᐊᒻᒪ ᐃᓄᐃᑦ ᑲᑐᔾᔨᖃᑎᒌᖏᓐᓂᒃ ᐊᒻᒪ ᓄᓇᕗᑦ ᓯᓚᑐᕐᓴᖅᕕᒃᒥᑦ, ᐊᒻᒪᓗ ᑭᒃᑯᑐᐃᓐᓇᐃᑦ ᐊᒻᒪ/ᐅᕝᕙᓘᓐᓃᑦ ᓇᖕᒥᓂᓇᔭᐅᔪᓂᒃ ᐊᑎᓕᐅᖅᑕᐅᓯᒪᙱᑦᑐᓂᒃ ᐃᓄᖕᓄᑦ ᐅᕝᕙᓘᓐᓃᑦ ᓄᓇᕗᑦ ᓇᖕᒥᓂᓇᕋᖅᑕᐅᓯᒪᓂᕐᒧᑦ; ᐊᓯᖏᑦ ᐃᓚᖃᖅᑲᑕᐅᔪᑦ ᓇᖕᒥᓂᓇᔭᐅᔪᓂᒃ ᓄᓇᕗᑦ ᓯᓚᑎᖓᓃᑦᑐᓂᒃ ᐳᕌᕕᓐᓯᓂᒃ ᐊᒻᒪ ᑎᐅᓇᑑᓇᓂᒃ ᑲᓇᑕᒥ, ᐊᒻᒪᓗ ᐱᓕᕆᕝᕕᖕᓂᒃ ᑲᓇᑕᒥᙱᑦᑐᓂᒃ.

ᑕᒪᐃᓐᓂ ᐱᓕᕆᑦᑎᓂᐅᔪᑦ ᐃᓚᖃᖅᑐᑦ ᖃᓄᐃᑦᑐᓚᒫᓂᒃ ᖃᓄᐃᑦᑑᓂᖏᑦᑎᒍᑦ ᐊᒻᒪ ᐊᑭᖏᑦᑎᒍᑦ ᐱᓕᕆᑦᑎᓂᐅᔪᓄᑦ ᐅᓂᒃᑳᔭᓯᐅᔪᓂᒃ. ᖃᔅᓯᐅᓂᖏᑦ ᐊᒻᒪᓗ ᐊᑭᖏᑦ ᐱᓕᕆᑦᑎᓂᐅᔪᑦ ᐅᑯᓄᖓ ᐃᓄᐃᑦ ᐊᒻᒪ ᓄᓇᕗᑦ ᓇᖕᒥᓂᓇᔭᖏᓐᓄᑦ ᑕᒪᐃᓐᓄᑦ ᐱᓕᕆᑦᑎᓂᐅᔪᓂᒃ ᐱᖁᑎᓄᑦ ᐱᓕᕆᑦᑎᓂᐅᔪᓂᒃ ᐊᒻᒪ ᑕᒪᐃᓐᓄᑦ ᐊᔾᔨᖏᑦᑕᖏᓐᓄᑦ ᐱᓕᕆᑦᑎᓂᕐᒧᑦ ᖃᓄᐃᓕᖓᓂᐅᔪᑦ ᑐᓂᔭᐅᓯᒪᖕᒥᔪᑦ.

ᐱᓕᕆᑦᑎᓂᐅᔪᑦ ᖃᓄᐃᑦᑑᓂᖏᑦ ᐃᒪᐃᑦᑑᓐᑦ: ᖃᖓᑕᓲᓂᒃ ᐊᑐᖅᑐᐊᕐᓂᖅ, ᐃᒡᓗᔪᐊᓂᒃ ᑎᑎᕋᐅᔭᕐᓂᖅ/ᓴᓇᓕᕆᐊᓕᓕᕆᓂᕐᒧᑦ ᐱᔨᑦᑎᕋᐅᑎᑦ, ᐊᖏᔪᓂᒃ ᐊᒻᒪ ᒥᑭᑦᑐᓂᒃ ᐃᒡᓗᓕᐅᕐᓂᕐᒧᑦ ᐊᒻᒪ ᓱᕋᒃᓯᒪᑎᑦᑎᑦᑕᐃᓕᓂᕐᒧᑦ ᐱᔨᑦᑎᕋᐅᑎᓂᒃ, ᓂᐅᕕᕈᓐᓇᐅᑎᑦ ᐊᒻᒪ ᐱᔨᑦᑎᕋᕐᓂᕐᒧᑦ ᐱᓕᕆᑦᑎᓂᐅᔪᑦ. ᖃᔅᓯᐅᓂᖏᑦ ᐊᒻᒪ ᐊᑭᖏᑦ ᐱᓕᕆᑦᑎᓂᐅᔪᑦ ᑕᒪᐃᓐᓄᑦ ᖃᓄᐃᑦᑑᓂᖏᑦᑎᒍᑦ ᑐᓂᔭᐅᓯᒪᔪᑦ ᐊᒻᒪ ᓇᓗᓇᐃᖅᑕᐅᓯᒪᓪᓗᑎᒃ ᑎᑎᖅᑐᒐᖅᓯᒪᔪᓂᒃ ᐊᒻᒪ ᓇᐃᓈᖅᓯᒪᔪᓂᒃ ᐅᓂᒃᑳᐅᓯᐊᖑᓪᓗᑎᒃ ᓇᓗᓇᐃᒃᑯᑎᑎᒍᑦ. ᖃᐅᔨᓴᕐᓂᐅᔪᑦ ᓇᓗᓇᐃᖅᑕᐅᓯᒪᓂᖏᓐᓄᑦ, ᐱᓕᕆᑦᑎᓂᐅᔪᑦ ᖃᐅᔨᓴᖅᑕᐅᕙᒃᑐᑦ ᑮᓇᐅᔭᑦ ᐊᑭᑐᓂᖏᑦᑎᒍᑦ ᐃᒪᓐᓇ:

ᐱᓕᕆᑦᑎᓂᐅᔪᑦ >$5,000-ᒥ ᒪᐅᖓ <=$25,000-ᒧ

ᐱᓕᕆᑦᑎᓂᐅᔪᑦ >$25,000-ᒥᑦ ᒪᐅᖓ <=$100,000-ᒧ

ᐱᓕᕆᑦᑎᓂᐅᔪᑦ >$100,000.

ᐊᖏᕐᑲᑎᒌᖕᓂᒃᑯᑦ ᐱᓕᕆᑦᑎᓂᖅ ᐃᓚᖃᖅᑐᖅ ᐱᓕᕆᑦᑎᓂᐅᔪᓂᒃ ᑐᓂᔭᐅᓯᒪᔪᓂᒃ ᑭᒃᑯᓕᒫᑎᒍᑦ, ᑐᙵᓴᐅᑎᒃᑯᑦ ᐊᒻᒪ ᐊᑕᐅᓯᕐᒥ ᐱᑖᕐᕕᐅᔪᓐᓇᖅᑐᒥᒃ ᐱᓕᕆᑦᑎᓂᐅᔪᓂᒃ ᐱᓕᕆᑦᑎᓂᐅᔪᑦ ᖃᐃᓄᑦᑑᓂᖏᑦ ᖃᐅᔨᓴᖅᑕᐅᖏᔪᑦ ᐃᓗᐊᒍᑦ ᐊᔾᔨᖓᓂᒃ ᑮᓇᐅᔭᑎᒍᑦ ᐊᑭᑐᓂᖏᑦᑎᒍᑦ ᐅᓂᒃᑳᓇᔭᐅᔪᓂᒃ ᐱᓕᕆᑦᑎᓂᐅᔪᑦ ᖃᓄᐃᑦᑑᓂᖏᑦᑎᒍᑦ. ᖃᔅᓯᐅᓂᖓ ᐊᒻᒪ ᐱᓕᕆᑦᑎᓂᐅᔪᑦ ᑕᒪᐃᓐᓄᑦ ᐱᓕᕆᑦᑎᔾᔪᑎᓂᒃ ᑕᑯᑎᑕᐅᓯᒪᖕᒥᔪᑦ ᑎᑎᖅᑐᒐᖅᑎᒍᑦ ᐊᒻᒪ ᓇᐃᓈᖅᓯᒪᔪᓂᒃ ᐅᓂᒃᑳᓇᔭᐅᔪᓂᒃ. ᐊᑕᐅᓯᕐᒥ ᐱᑖᕐᕕᐅᔪᓐᓇᖅᑐᓄᑦ ᐱᓕᕆᑦᑎᓂᐅᔪᒃ ᖃᐅᔨᓴᖅᑕᐅᒋᕗᖅ ᐊᕕᒃᑐᐃᒃᑲᓐᓂᕐᓂᒃᑯᑦ ᐱᓕᕆᑦᑎᓂᐅᔪᑦ ᖃᓄᐃᑦᑑᓂᖏᑦᑎᑦ ᑐᓂᔭᐅᓯᒪᔪᑦ ᓇᓗᓇᐃᔭᐅᑎᑎᒍᑦ ᐊᓯᖏᑦ-ᐅᓂᕋᖅᑕᐅᔪᓄᑦ (ᐊᑎᓕᐅᖅᑕᐅᓯᒪᙱᑦᑐᓄᑦ).

ᐊᖏᕐᑲᑎᒌᖕᓂᒃᑯᑦ ᐱᓕᕆᑦᑎᓂᖅ ᓄᓇᓕᖕᓂ ᓇᖕᒥᓂᓇᔭᐅᔪᓂᒃ ᓴᖅᑭᑎᑦᑎᓯᒪᔪᖅ ᖃᔅᓯᐅᓂᖏᓐᓂᒃ ᐊᒻᒪ ᐊᑭᑐᓂᖏᓐᓂᒃ ᐱᓕᕆᑦᑎᓂᐅᔪᑦ ᑐᓂᔭᐅᓯᒪᔪᑦ ᐃᓄᐃᑦ ᓇᖕᒥᓂᓇᔭᖏᓐᓄᑦ ᐊᒻᒪ ᓄᓇᕗᒥᐅᑕᑦ ᓇᖕᒥᓂᓇᔭᖏᓐᓄᑦ ᓄᓇᓕᖕᓃᑦᑐᓂᒃ ᓄᓇᒋᔭᐅᔪᒥ ᒪᑯᓄᖓ ᐱᑯᑎᓄᑦ, ᓴᓇᔭᒃᓴᓄᑦ, ᐊᒻᒪ/ᐅᕝᕙᓘᓐᓃᑦ ᐱᔨᑦᑎᕋᐅᑎᓄᑦ ᐱᔭᐅᔭᓇᐊᖅᑲᖅᑐᓂᒃ ᓄᓇᒋᔭᐅᔪᒥ. ᖃᔅᓯᐅᓂᖏᑦ ᐊᒻᒪ ᐊᑭᑐᓂᖏᑦ ᐱᓕᕆᑦᑎᓂᐅᔪᑦ ᓄᓇᖃᖅᑐᓄᑦ ᓴᕿᔭᖅᑎᑕᐅᔪᑦ ᑎᑎᖅᑐᒐᖅᑎᒍᑦ ᐊᒻᒪ ᓇᐃᓈᖅᓯᒪᔪᓂᒃ ᐅᓂᒃᑳᑎᓄᑦ ᓇᓗᓇᐃᒃᑯᑎᑎᒍᑦ. ᖃᔅᓯᐅᓂᖏᑦ ᐊᒻᒪ ᐊᑭᑐᓂᖏᑦ ᐱᓕᕆᑦᑎᓂᐅᔪᑦ ᓄᓇᖃᖅᑐᓄᑦ ᓴᕿᔭᖅᑎᑕᐅᔪᑦ ᑎᑎᖅᑐᒐᖅᑎᒍᑦ ᐊᒻᒪ ᓇᐃᓈᖅᓯᒪᔪᓂᒃ ᐅᓂᒃᑳᑎᓄᑦ ᓇᓗᓇᐃᒃᑯᑎᑎᒍᑦ.

ᐱᓇᓱᒍᑎᐅᓯᒪᔪᑦ ᐱᔭᐅᔪᑦ ᖃᐅᔨᒪᒍᑎᐅᕗᖅ ᖃᔅᓯᐅᓂᖏᓐᓂᒃ ᐊᒻᒪ ᖃᐃᑦᑑᓂᖏᓐᓂᒃ ᓇᖕᒥᓂᓇᔭᐅᔪᓂᒃ ᐱᓇᓱᒃᓯᒪᔪᓂᒃ ᐊᖏᕈᑎᑎᒍᑦ ᐱᓕᕆᑦᑎᓂᒃᑯᑦ – ᐃᓚᐅᖏᓗᑎᒃ ᐱᖁᑎᓄᑦ ᐊᒻᒪ ᐊᑕᐅᓯᕐᒥᒃ ᐱᑖᕐᕕᐅᔪᓐᓇᖅᑐᓂᒃ ᑐᓂᓯᓂᐅᔪᑦ. ᖃᔅᓯᐅᓂᖏᑦ ᐊᑭᑐᕋᐅᑎᓂᐅᔪᑦ ᐊᒻᒪ ᖃᔅᓯᐅᓂᖏᑦ ᐃᓄᐃᑦ ᓇᖕᒥᓂᓇᔭᖏᓐᓂᒃ ᐱᓇᓱᑎᐅᓯᒪᔪᑦ ᐊᑭᑐᕋᐅᑎᒍᑎᓄᑦ ᑐᓂᔭᐅᓯᒪᔪᑦ ᐅᑯᓄᖓ ᐱᓕᕆᑦᑎᓂᕐᒧᑦ ᖃᓄᐃᑦᑑᓂᖏᑦᑎᒍᑦ ᐊᒻᒪᓗ ᓇᓗᓇᐃᖅᑕᐅᓯᒪᓪᓗᑎᒃ ᑎᑎᖅᑐᒐᖅᒥᑦ ᐊᒻᒪ ᓇᓗᓇᐃᒃᑯᑎᓂᒃ.

ᐃᓄᐃᑦ ᓴᓇᑎᑕᐅᓂᖏᑦ ᖃᐅᔨᒍᑎᐅᕗᖅ ᐃᓄᐃᑦ ᓴᓇᑎᑕᐅᓂᖏᓐᓂᒃ ᒪᑯᓂᖓ ᒥᑭᑦᑐᓂᒃ ᐃᒡᓗᓕᐅᕐᓂᕐᒥᒃ ᐊᒻᒪ ᓱᕋᒃᓯᒪᔪᓕᓇᓂᕐᒥ ᐱᔨᑦᑎᕋᐅᑎᓂᒃ ᐊᒻᒪ ᐊᖏᔪᓂᒃ ᐃᒡᓗᓕᐅᕐᓂᕐᒧᑦ ᐱᓕᕆᑦᑎᓂᐅᔪᓂᒃ.

ᓄᓇᕗᒻᒥ ᓇᖕᒥᓂᖅᖅᑐᓂᒃ ᐃᑲᔫᑎᒃᑯᑦ ᐋᕿᒋᐊᕈᑎᑦ ᐅᓇ ᐃᓚᖓ ᓴᕿᑎᑦᑎᓯᒪᔪᖅ ᑐᑭᓯᒋᐊᕈᑎᒃᓴᓂᒃ ᐱᔾᔪᑎᖃᖅᑐᓂᒃ ᐱᓕᕆᑦᑎᓂᐅᔪᑦ ᓄᓇᕗᒥᑦ ᓇᖕᒥᓂᖅᖅᑐᓂᒃ ᐃᑲᔫᑎ ᐋᕿᒋᐊᕈᑕᐅᓂᖓᓂᒃ, ᑖᓐᓇᓚ ᓇᖕᒥᓂᓇᔭᐅᔪᖅ ᐊᓯᐊᒍᑦ ᑐᓂᔭᐅᓇᓴᐅᙱᑦᑎᓪᓗᒍ ᐋᕿᒋᐊᖅᓂᖅᑕᖅᑲᙱᑎᓪᓗᒍ. ᖃᔅᓯᐅᓂᖏᑦ ᐊᒻᒪ ᑮᓇᐅᔭᑎᒍᑦ ᐊᑭᑐᓂᖏᑦ ᐱᓕᕆᑦᑎᓂᐅᔪᑦ ᑐᓂᔭᐅᓯᒪᔪᑦ ᓄᓇᕗᒥᑦ ᓇᖕᒥᓂᖅᖅᑐᓂᒃ ᐃᑲᔫᑎ ᐋᕿᒋᐊᖅᓂᐅᔪᑦ ᐊᑐᖅᑕᐅᓪᓗᓂ ᑐᓂᔭᐅᓯᒪᔪᑦ ᐃᓄᐃᑦ ᐊᒻᒪ ᓄᓇᕗᒥᐅᑦ ᓇᖕᒥᓂᓇᔭᖏᓐᓄᑦ ᓇᓗᓇᐃᖅᑕᐅᓯᒪᕗᑦ.

ᐊᕐᕌᒍ ᖃᖏᖅᑐᒥᒃ ᐊᔾᔨᒌᙱᔾᔪᑎᖏᓐᓂᒃ ᖃᐅᔨᓴᕐᓂᖅ ᐅᓇ ᐃᓚᖓ ᓴᕿᑎᑦᑎᓯᒪᔪᖅ ᖃᔅᓯᐅᓂᖏᓐᓂᒃ ᐊᒻᒪ ᑮᓇᐅᔭᑎᒍᑦ ᐊᑭᖏᓐᓂᒃ ᐱᓕᕆᑦᑎᓂᐅᔪᑦ ᐃᓄᐃᑦ, ᓄᓇᕗᑦ ᐊᒻᒪ ᐊᓯᖏᑦ ᓇᖕᒥᓂᖏᓐᓄᑦ, ᑐᓂᔭᐅᔪᑦ ᑕᒪᐃᓐᓂ ᐱᓕᕆᕝᕕᐅᔪᓂᒃ ᒐᕙᒪᒃᑯᓐᓂᒃ ᐅᑑᓇ ᐋᕿᒋᐊᖅᓯᒪᔪᒃᑯᑦ ᓄᓇᕗᒻᒥ ᓇᖕᒥᓂᖅᖅᑐᓂᒃ ᐃᑲᔫᑎᓄᑦ ᐱᖁᔭᑦ ᐊᑐᓕᖅᓂᑯ ᐃᐳᕈᑦ 1, 2017-ᒥᑦ, ᐅᓇ ᐊᑐᖅᑕᐅᔪᓐᓂᖅᓗᓂ ᓄᓇᕗᒻᒥ ᓇᖕᒥᓂᖅᖅᑐᓂᒃ ᐃᑲᔫᑎ ᐊᑐᐊᒐᖅ.

ᓄᓇᕗᒻᒥ ᓇᖕᒥᓂᖃᖅᑐᓂᒃ ᐃᑲᔫᑎᑦ ᐋᖅᑭᒋᐊᕈᑎᖓ (ᐱᖁᔭᐃᑦ)

ᓄᓇᕗᒻᒥ ᓇᖕᒥᓂᖃᖅᑐᓂᒃ ᐃᑲᔫᑎ ᐊᑐᓕᖅᑎᑦᑎᓂᕐᒧᑦ ᒪᓕᒐᖅ ᐊᒻᒪ ᐱᖁᔭᖕᒋᑦ ᐊᑐᓕᓚᐅᕐᓯᒪᔪᑦ ᐃᐳᕈᑦ 1, 2017-ᒥ. ᓄᑖᖅ ᓄᓇᕗᒻᒥ ᓇᖕᒥᓂᖃᖅᑐᓂᒃ ᐃᑲᔫᑎᓄᑦ ᒪᓕᒐᐃᑦ ᐊᖏᖅᓕᒋᐊᖅᓯᒪᔪᖅ ᑲᑎᓯᐊᕐᕕᐅᕙᖅᑐᓂᖅᓗᒐᖅᑐᓂᒃ. ᐊᖏᑎᑦᑎᓂᕐᒧᑦ ᑐᓴᒐᔭᑦ ᐅᓂᒃᑳᓕᐊᖑᖃᑦᑕᖅᑐᑦ ᑕᒪᐃᓐᓂ ᓄᓇᕗᑦ ᒐᕙᒪᒃᑯᑦ ᐱᓕᕆᕝᕕᖕᒋᓐᓂᒃ. ᐃᒪᓐᓇᐃᑐᐃᓐᓇᓇᐊᖃᖅᓱᓂ ᑕᒪᒃᑯᐊ ᐊᖏᖅᑲᑎᖏᖅᓂᒃᑯᑦ ᐱᓕᕆᑎᑦᑎᓂᕐᒧᑦ ᑎᑎᕋᖅᑕᐅᕙᓪᓕᐊᑎᓪᓗᒋᑦ ᑲᑎᑦᓯᐃᒍᑎᒧᑦ ᐃᓚᖏᑦ ᑕᒪᖅᑕᐅᓯᒪᑐᐃᓐᓇᓇᐊᖃᖅᓯᒪᑕ ᓄᓇᓕᖕᓂ ᒐᕙᒪᒃᑯᓐᓂᓪᓗ ᐱᔾᑎᑦᑎᖅᑎᒃᑯᑦ (CGS) ᐱᓇᓱᐊᖃᑦᑕᖅᑐᑦ ᖃᐅᔨᓴᖅᐸᓪᓕᐊᖃᑦᑕᕐᓂᕐᒥᒃ ᑕᒻᒪᕐᓯᒪᙱᒃᑲᓗᐊᓇᒃᓴᖕᒋᓐᓂᒃ ᐊᒻᒪᓗ ᑖᓐᓇ ᑕᑕᑎᓇᕝᕕᐅᔪᖅ ᐱᐊᓂᒃᓯᒪᑎᑕᐅᑦᑎᐊᕋᓱᒃᓗᒍ. ᐊᑐᖅᑲᑦᑕᖅᐳᒍᑦ ᐋᔾᑎᙱᑦᑑᑎᓂᒃ ᑐᓴᒐᔭᓴᓂᒃ (Freelbalance, ᐱᑖᕈᒪᔾᔪᑎᓄᑦ ᑎᑎᕋᖅᕕᒃ ᐊᒻᒪ ᐱᓕᕆᑎᑦᑎᓂᕐᒧᑦ ᐊᑎᓕᐅᕐᑕᐅᓯᒪᔪᓂᒃ) ᓇᓗᓇᐃᔭᕋᓱᒃᓗᒋᑦ ᑲᑎᑕᐅᕙᓪᓕᐊᕙᖅᑐᑦ. ᐊᔪᕐᓇᕐᒪᑦ ᑕᒻᒪᕐᓯᒪᙱᑦᑎᐊᕐᒪᓇᒋᐊᒃᓴᖅ 100%-ᒥᑦ. ᑭᓯᐊᓂᓕ, ᑕᒪᓐᓇ ᐱᐅᓪᓚᓇᒃᑐᐊᓘᙱᒃᑲᓗᐊᖅᓗᓂ, ᒪᓕᒍᓐᓇᑦᑎᐊᖃᑦᑕᖅᐳᒍᑦ ᐅᓄᕐᑐᓂᒃ ᐊᑐᖅᑕᐅᖃᑦᑕᐃᓐᓇᖅᐸᒃᑐᓂᒃ ᐊᖏᕋᒍᓴᓐᓄᑦ ᖃᓄᐃᓕᐅᕈᓯᐅᔪᓂᒃ ᑲᑎᕐᓱᖅᑕᐅᕙᓪᓕᐊᔪᓂᒃ ᖃᐅᔨᓴᖅᑕᐅᓂᖏᑦᑎᒍᑦ. ᑭᖑᓪᓕᖅ ᐅᕙᓂ ᐅᓂᒃᑳᒥ ᓇᐃᑦᑐᒥ ᓇᓗᓇᐃᔭᐃᓂᐊᕐᑦ ᐊᖏᕋᒍ 2018/19 ᐱᓕᕆᓂᕐᒧᑦ ᐊᒻᒪᓗ ᓇᓗᓇᐃᕐᓱᓂᐊᓇᓪᓗᑎᒃ ᐃᓚᖏᓐᓂᒃ ᐊᖏᕋᒍᓴᖕᓂᒃ ᖃᓄᐃᓕᐅᕈᑎᐅᕙᓪᓕᐊᔪᓂᒃ.

- ᓇᓗᓇᐃᔭᐅᑎᑎᒍᑦ 14-ᓂ ᐊᖏᕋᒍᓂᒃ ᖃᑎᕐᓱᖅᑕᐅᓯᒪᔪᓂ ᓇᓗᓇᐃᔭᐅᑎᖃᖅᑐᒍᑦ ᖃᐅᔨᓴᕈᑎᐅᔫᓇᖅᑐᓂᒃ ᓇᓗᓇᐃᔭᐅᑎᓂᒃ.
- ᑲᑎᖕᓗᑎᒃ ᐊᑭᖏᑦᑎᒍᑦ ᐱᓕᕆᑎᑦᑎᓂᐅᔪᑦ ᑐᓂᔭᐅᔪᑦ ᓄᓇᕗᑦ ᒐᕙᒪᒃᑯᓐᓂᒃ ᐅᓂᒃᓯᕝᕙᓪᓕᕐᓯᒪᕗᖅ 2%-ᒥᑦ ᐅᕙᙱᑦ 2017/18-ᒥᑦ 2018/19ᒧᑦ. ᐊᕕᒃᑐᖅᓯᒪᐅᕐᓂᒃᑯᑦ ᐱᓕᕆᑎᑦᑎᓂᐅᔪᑦ ᑐᓂᔭᐅᔪᑦ ᓄᓇᕗᒥᑦ ᓇᖕᒥᓂᔭᐅᔪᓄᑦ ᓱᖁᓱᙱᑦᑐᖅ 1%-ᒥᑦ ᐊᒻᒪ ᑲᑎᓕᒫᖅᓗᑎᒃ ᐊᑭᖏᑦᑎᒍᑦ ᐊᒻᒪᓗ ᐱᓕᕆᑎᑦᑎᓂᐅᔪᑦ ᑐᓂᔭᐅᔪᑦ ᐃᓄᐃᑦ ᓇᖕᒥᓂᖏᓐᓄᑦ ᐅᓄᕐᓯᕝᕙᓪᓕᖅᑐᖅ 2%-ᒥᑦ. ᐱᓕᕆᑎᑦᑎᓂᐅᔪᑦ ᐊᓯᖏᑦ ᓇᖕᒥᓂᖏᓐᓄᑦ ᒥᒃᓵᕝᕙᓪᓕᖅᑐᖅ 2%-ᒥᑦ.
- ᖃᔅᓯᐅᓂᖏᑦ ᐱᓕᕆᑎᑦᑎᓂᐅᔪᑦ ᑐᓂᔭᐅᔪᑦ ᐊᖏᓕᕝᕙᓪᓕᖅᑐᖅ 7%-ᒥ ᐅᕙᙱᑦ 2017/18-ᒥ ᐅᕗᖓ 2018/19. ᐅᓇ ᓴᖅᑭᑎᑦᑎᓯᒪᔪᖅ 12% ᐊᖏᓕᕝᕙᓪᓕᕐᓂᕐᒥᒃ, ᐊᖏᕋᒍᓂᒃ ᐱᖓᓱᓂᒃ ᐅᓂᒃᑲᐅᓯᐅᔪᓂᒃ ᐅᕙᓂ ᐅᓂᒃᑳᓂᒃ.
- ᖃᔅᓯᐅᓂᖏᑦ ᐱᓕᕆᑎᑦᑎᓂᐅᔪᑦ ᑐᓂᔭᐅᔪᑦ ᐃᓄᐃᑦ ᓇᖕᒥᓂᓇᔭᖏᓐᓄᑦ ᐅᓄᕐᓯᐊᖅᑐᑦ ᐊᕕᒃᑐᕐᓯᒪᓂᒃᑯᑦ 1%-ᒥᑦ, ᐊᒻᒪ ᖃᔅᓯᐅᓂᖏᑦ ᐱᓕᕆᑎᑦᑎᓂᐅᔪᑦ ᓄᓇᕗᑦ ᓇᖕᒥᓂᖏᓐᓂ ᐅᓄᕐᓯᕝᕙᓪᓕᖅᑐᑦ 19%-ᒥᑦ ᒪᑯᐊᓕ ᑲᑎᖕᓗᑎᒃ ᐱᓕᕆᑎᑦᑎᓂᐅᔪᑦ ᐊᓯᖏᑦ ᐱᓕᕆᐊᖏᓐᓄᑦ ᒥᒃᓵᕝᕙᓪᓕᖅᓗᓂ 2%-ᒥᑦ.
- ᑕᒪᐃᓐᓂ 2018/19-ᒥ ᑕᑯᓯᒪᕗᒍᑦ ᑲᑎᓯᒪᓪᓗᑎ ᐊᖏᑎᒋᓂᖏᑦ ᐊᐅᖏᕈᑎᒃᑯᑦ ᐱᓕᕆᑎᑦᑎᓂᐅᔪᑦ ᐅᑯᓄᖓ ᐃᓄᐃᑦ ᐊᒻᒪ ᓄᓇᕗᒥᑦ ᓇᖕᒥᓂᕆᔭᐅᔪᑦ ᐊᖏᕝᕙᓪᓕᐊᖏᓂᖏᓐᓂᒃ 15%-ᒥᑦ.
- ᐊᑭᓕᕆᖏᑦᑎᒍᑦ ᐱᓕᕆᑎᑦᑎᓂᐅᔪᑦ ᑐᓂᔭᐅᔪᑦ ᐃᓄᐃᑦ ᓇᖕᒥᓂᕆᔭᖏᓐᓄᑦ ᐅᓄᕐᓯᐊᖅᑐᑦ ᐊᕕᒃᑐᕐᓯᒪᓂᒃᑯᑦ 1%-ᒥᑦ, ᐊᒻᒪ ᖃᔅᓯᐅᓂᖏᑦ ᐱᓕᕆᑎᑦᑎᓂᐅᔪᑦ ᓄᓇᕗᑦ ᓇᖕᒥᓂᖏᓐᓂ ᐅᓄᕐᓯᕝᕙᓪᓕᖅᑐᑦ 19%-ᒥᑦ ᒪᑯᐊᓕ ᑲᑎᖕᓗᑎᒃ ᐱᓕᕆᑎᑦᑎᓂᐅᔪᑦ ᐊᓯᖏᑦ ᐱᓕᕆᐊᖏᓐᓄᑦ ᒥᒃᓵᕝᕙᓪᓕᖅᓗᓂ 2%-ᒥᑦ.
- ᐊᑭᓪᓚᕆᖏᑦᑎᒍᑦ ᐱᓕᕆᑎᑦᑎᓂᐅᔪᑦ ᑐᓂᔭᐅᔪᑦ ᐃᓄᐃᑦ ᓇᖕᒥᓂᕆᔭᖏᓐᓄᑦ ᐊᖏᕝᕙᓪᓕᐊᖅᑐ 6%-ᒥᑦ, ᐊᒻᒪ ᐊᑭᖏᑦᑎᒍᑦ ᑐᓂᔭᐅᔪᑦ ᓄᓇᕗᒥᑦ ᓇᖕᒥᓂᕆᔭᐅᔪᓄᑦ ᐊᖏᕝᕙᓪᓕᖅᑐᖅ 27%-ᒥᑦ ᐊᒻᒪᓗ ᐊᑭᖏᑦᑎᒍ ᑐᓂᔭᐅᔪᑦ ᐊᓯᖏᑦ ᓇᖕᒥᓂᖏᓐᓄᑦ ᒥᒃᓵᕝᕙᓪᓕᖅᑐᖅ 2%-ᒥᑦ.
- ᖃᐅᔨᒪᔭᕆᐊᖃᖅᐳᓯ ᐊᒥᓱᑦ ᐱᓕᕆᕝᕕᐅᔪᑦ ᑕᒪᐃᓐᓂ ᓇᓗᓇᐃᕐᓯᒪᒻᒪᑕ ᐃᓄᐃᑦ ᐊᒻᒪ ᓄᓇᕗᒥᑦ ᓇᖕᒥᓂᕆᔭᐅᓂᕐᒧᑦ. ᐆᒧᖓᓕ ᐅᓂᒃᑳᓕᐊᒧᑦ, ᐱᓕᕆᕝᕕᐅᔪᑦ ᑕᐃᒪᓐᓇ ᓇᓗᓇᐸᕐᓯᒪᔪᑦ ᑎᑎᕋᐅᓯᐅᓯᒪᔪᑦ ᐃᓄᐃᑦ ᓇᖕᒥᓂᖏᓐᓂᒃ.
- ᑕᐃᒪᙱᑦ ᐊᕐᕌᒍᓚᐅᕐᑐᒥᑦ 2016/17-ᒥᑦ, ᐊᖏᓂᖏᑦᑎᒍ ᐱᓕᕆᑎᑦᑎᓂᐅᔪᑦ ᐊᖏᓕᕆᐊᕐᓯᒪᔪᑦ 12%-ᒥᑦ, ᑭᓯᐊᓂᓕ ᑕᑯᓐᓇᕆᕗᖅ ᐊᖏᓂᖏᑦᑎᒍᑦ ᐱᓕᕆᑎᑦᑎᓂᐅᔪᑦ ᑐᓂᔭᐅᔪᑦ ᐊᓯᖏᑦ ᓇᖕᒥᓂᖏᓐᓄᑦ ᐊᖏᓕᕆᐊᖏᓂᖏᓐᓂᒃ 11%-ᒥ ᓇᓕᒧᑏᑎᑦᑎᓂᒃᑯᑦ. ᐊᖏᓂᖏᑦ ᐱᓕᕆᑎᑦᑎᓂᐅᔪᑦ ᑲᑎᖕᓗᑎᒃ ᐃᓄᐃᑦ ᐊᒻᒪ ᓄᓇᕗᑦ ᓇᖕᒥᓂᖏᓐᓄᑦ ᐊᖏᓕᕝᕙᓪᓕᖅᑐᖅ 13%-ᒥᑦ.

<u>ᐊᕐᕌᒍᓴᖕᓂᒃ ᐊᑐᖅᑕᐅᕙᓪᓕᐊᓂᐅᔪᑦ</u>

- ᐊᕐᕌᒍᓕᖅᑐᓂᒃ 13-ᓂᒃ, ᑕᐃᒪᙱᓂᑦ 2006/07-ᒥᑦ, ᐊᖏᓂᖏᑦᑎᒍᑦ ᐱᓕᕆᑎᑦᑎᓂᐅᔪᑦ ᐊᖏᓕᕆᐊᖅᓯᒪᔪᑦ 160%-ᒥᑦ (Lᑯᓇᙱᑦ 1053 ᐱᓕᕆᑎᑦᑎᓂᐅᔪᓂᒃ 2745 ᐱᓕᕆᑎᑦᑎᓂᐅᔪᓄᑦ). ᐊᖏᑎᒋᓂᖏᑦᑎᒍᑦ ᑐᓂᔭᐅᔪᑦ ᐅᓄᖓ "ᐊᓯᖏᑦ" ᓇᖕᒥᓂᖏᓐᓄᑦ ᐊᖏᓕᕆᐊᖅᑐᖅ 220%-ᒥᑦ, ᐊᖏᓂᖏᑦᑎᒍᑦ ᑐᓂᔭᐅᔪᑦ ᐃᓄᐃᑦ ᓇᖕᒥᓂᖏᓐᓄᑦ ᐊᖏᓕᕆᐊᖅᑐᖅ 73%-ᒥᑦ ᐊᒻᒪ ᓄᓇᕗᑦ ᓇᖕᒥᓂᖏᑦ ᐊᖏᓕᕆᐊᖅᓗᑎᒃ 46%-ᒥᑦ.
- ᐊᕐᕌᒍᓕᖅᑐᓂᒃ 12-ᓂ, ᐱᒋᐊᖅᓗᓂ 2006/07-ᒥᑦ 2017/18-ᒧᑦ, ᑕᒪᐃᑎᒍᑦ ᐊᑭᖏᑦᑎᒍᑦ ᐊᒻᒪ ᐊᖏᓂᖏᑦᑎᒍᑦ ᐱᓕᕆᑎᑦᑎᓂᐅᔪᑦ ᐅᑯᓄᖓ "ᐊᓯᖏᑦ" ᐱᓕᕆᕝᕕᖕᓄᐊᖅᑕᐅᔪᑦ ᐊᒻᒪ "ᐃᓄᐃᑦ" ᓇᖕᒥᓂᖏᓐᓄᑦ ᐊᖏᓕᕆᐊᖅᐸᓪᓕᐊᕗᖅ. ᐊᑭᖏᑦᑎᒍᑦ ᐅᑯᓄᖓ "ᓄᓇᕗᑦ" ᓇᖕᒥᓂᖏᓐᓄᑦ ᒥᑭᓕᕝᕙᓪᓕᐊᓯᒪᕗᖅ. ᖃᐅᔨᒪᔪᑦ ᐅᓄᕐᑐᐃᑦ ᓇᖕᒥᓂᕆᔭᐅᔪᑦ ᑎᑎᕋᖅᑕᐅᓯᒪᖕᒪᑕ ᑕᒪᐃᓐᓂ ᐃᓄᐃᑦ ᐊᒻᒪ ᓄᓇᕗᒧᑦ ᓇᖕᒥᓂᕆᔭᐅᓂᕐᒧᑦ. ᖃᐅᔨᒪᔪᑦ ᐅᓄᕐᑐᐃᑦ ᓇᖕᒥᓂᕆᔭᐅᔪᑦ ᑎᑎᕋᖅᑕᐅᓯᒪᖕᒪᑕ ᑕᒪᐃᓐᓂ ᐃᓄᐃᑦ ᐊᒻᒪ ᓄᓇᕗᒧᑦ ᓇᖕᒥᓂᕆᔭᐅᓂᕐᒧᑦ. ᖃᐅᔨᒪᕗᑦ ᐅᓄᕐᑐᑦ ᓇᖕᒥᓂᕆᔭᐅᔪᑦ ᑎᑎᕋᖅᑕᐅᓯᒪᖕᒪᑕ ᑕᒪᐃᓐᓂ ᓇᖕᒥᓂᕆᔭᐅᓂᖏᓐᓂᒃ ᐅᑯᓄᖓ ᐃᓄᐃᑦ ᐊᒻᒪ ᓄᓇᕗᑦ ᓇᖕᒥᓂᖏᑦ. ᐅᓇ ᖃᓄᐃᓕᐅᕐᐸᓪᓕᐊᓂᐅᔪᑦ ᓴᖅᑭᑎᑦᑎᓯᒪᔪᖅ ᐅᓄᕐᓯᕝᕙᓪᓕᐊᓂᖏᓐᓂᒃ ᓇᖕᒥᓂᕆᔭᐅᔪᑦ ᐊᑎᓕᐅᖅᑕᐅᓯᒪᔪᑦ ᑕᒪᐃᓐᓂᒃ ᐃᓄᐃᑦ ᓇᖕᒥᓂᖏᓐᓂᒃ ᐊᒻᒪ ᓄᓇᕗᒦᓐᓂᖏᓐᓂᒃ ᐊᒻᒪᓗ ᓇᖕᒥᓂᕆᔭᐅᔪᑦ ᐅᓄᙱᓐᓂᖕᓴᐅᕝᕙᓪᓕᐊᔪᑦ ᓇᓗᓇᐃᖅᑕᐅᓯᒪᓪᓗᑎᒃ ᓄᓇᕗᒥᑦ ᓇᖕᒥᓂᕆᔭᐅᓂᕐᒥᑦ. ᖃᐅᔨᒪᕗᑦ ᐅᓄᕐᑐᑦ ᓇᖕᒥᓂᕆᔭᐅᔪᑦ ᑎᑎᕋᖅᑕᐅᓯᒪᖕᒪᑕ ᑕᒪᐃᓐᓂ ᓇᖕᒥᓂᕆᔭᐅᓂᖏᓐᓂᒃ ᐅᑯᓄᖓ ᐃᓄᐃᑦ ᐊᒻᒪ ᓄᓇᕗᑦ ᓇᖕᒥᓂᖏᑦ. ᐅᓇ ᖃᓄᐃᓕᐅᕐᐸᓪᓕᐊᓂᐅᔪᑦ ᓴᖅᑭᑎᑦᑎᓯᒪᔪᖅ ᐅᓄᕐᓯᕝᕙᓪᓕᐊᓂᖏᓐᓂᒃ ᓇᖕᒥᓂᕆᔭᐅᔪᑦ ᐊᑎᓕᐅᖅᑕᐅᓯᒪᔪᑦ ᑕᒪᐃᓐᓂᑦ ᐃᓄᐃᑦ ᓇᖕᒥᓂᖏᑎᑦᑎᓂᒃ ᐊᒻᒪ ᐊᒻᒪ ᓄᓇᕗᒦᓐᓂᕐᒥᑦ ᐊᒻᒪᓗ ᐅᓄᙱᓐᓂᖕᓴᐃᑦ ᐱᓕᕆᕝᕕᐅᔪᑦ ᐊᑎᓕᐅᖅᑕᐅᓯᒪᓪᓗᑎᒃ ᓄᓇᕗᒥᑦ ᐱᓕᕆᕝᕕᐅᓂᕐᒥᒃ. ᐅᑯᓄᖓᓕ ᐊᑐᖅᑎᑕᐅᓂᕐᒧᑦ ᓄᓇᕗᒻᒥ ᓇᖕᒥᓂᖃᖅᑐᓂᒃ ᐃᑲᔫᑎᓄᑦ ᐱᔭᑯᔭᓂᒃ, ᐊᑎᓕᐅᕐᑕᐅᓯᒪᓂᖅ ᐊᖏᕋᓱᖅᑕᐅᓂᖏᑦᑎᒍᑦ. ᑭᖑᓪᓕᖅ ᐅᕙᓂ ᐅᓂᒃᑳᒥ ᓇᐃᑦᑐᒥ ᓇᓗᓇᐃᔭᐃᓂᐊᕐᑦ ᐊᖏᕋᒍ 2018/19-ᒥᑦ ᐊᒻᒪᓗ ᐅᑭᖏᑦᑎᒍᑦ ᐊᑭᖏᑦᑎᒍᑦ ᐅᓄᕐᑐᑦ ᓇᖕᒥᓂᖏᓐᓄᑦ ᖃᑯᕝᕙᖅᐸᓪᓕᐊᓂᐅᔪᑦ.

- ᐅᓄᕐᓂᖅᓴᐃᑦ ᐊᑭᖏᑦᑎᒍᑦ ᐊᒻᒪ ᐊᖏᓂᖏᑦᑎᒍᑦ ᐱᓕᕆᑦᑎᓂᐅᔪᓂᒃ ᐊᕕᒃᑐᕐᓯᒪᓂᒃᑯᑦ ᒫᓃᑦᑐᓂᒃ ᑎᑎᕋᐅᔭᕐᓂᖅ ᐊᒻᒪ ᓴᓇᔭᕆᐊᓕᕆᕆᓂᕐᒧᑦ, ᖃᐅᔨᓴ)ᖕᓂᕐᒧᑦ ᐱᔨᑦᑎᕋᐅᑎᑦ ᐊᒻᒪ ᐱᔨᑦᑎᕋᐅᑎᓕᕆᓂᕐᒥᑦ ᐱᓕᕆᑦᑎᓂᖅ ᑐᓂᔭᐅᕙᒃᑐᑦ ᐊᓯᖏᑦ (ᓇᖕᒥᓂᕆᔭᐅᑎᖕᒋᑦᑐ ᐃᓄᖕᓂᑦ ᓄᓇᕗᒻᒥᓪᓗᓐᓃᑦ) ᐱᓕᕆᕝᕕᐅᔪᓄᑦ. ᐃᓄᐃᑦ ᐊᒻᒪ ᓄᓇᕗᑦ ᓇᖕᒥᓂᖏᑦ ᑐᓂᔭᐅᓂᖅᓴᐅᖃᑦᑕᖅᑐᑦ ᒪᑯᓂᖓ ᐊᖏᔪᓂᒃ ᐊᒻᒪ ᒥᑭᑦᑐᓂᒃ ᐃᒡᓗᓕᕆᓂᐅᔪᓂᒃ ᐊᒻᒪ ᖃᖓᑕᓲᓂᒃ ᐊᑐᕐᓂᕐᒧᑦ. ᐅᓇ ᓴᕿᔭᖅᑎᑦᑎᓯᒪᔪᖅ ᐊᕋᒍᓕᖅᑐᓂᒃ 11-ᓂ ᐊᑐᖅᑕᐅᕙᓪᓕᐊᓂᒃᑯ.
- ᑲᑎᓯᒪᓪᓗᑎᒃ ᐃᓄᐃᑦ ᐊᒻᒪ ᓄᓇᕗᑦ ᓇᖕᒥᓂᕆᔭᖏᑦ ᓵᓕᖃᕐᓂᖅᓴᐅᖃᑦᑕᖅᑐᑦ ᐱᓕᕆᑦᑎᓂᕐᒥᒃ ᐊᑭᖃᖅᑐᓂᒃ $25,000 ᑐᖓᓃᑦᑐᓂᒃ. ᐊᑭᖏᑦᑎᒍᑦ ᐱᓕᕆᑦᑎᓂᕆᐅᔪᑦ ᐊᖏᒡᓕᕆᐊᖅᐸᓪᓕᐊᑎᓪᓗᒋᑦ ᐅᓄᕐᓂᖏᑦᑎᒍᑦ ᐱᓕᕆᑦᑎᓂᐅᔪᑦ ᐅᑯᓂᖓ ᐃᓄᐃᑦ ᐊᒻᒪ ᓄᓇᕗᒻᒥᑦ ᓇᖕᒥᓂᕆᔭᐅᔪᑦ ᓵᓚᒃᓴᖃᑦᑕᕐᓂᖏᑦ ᒥᒃᓕᕙᓪᓕᐊᕗᑦ. ᐅᓇ ᐃᖏᕋᕙᓪᓕᐊᓂᖅ ᐊᔾᔨᒌᖃᑦᑕᕐᓯᒪᕗᖅ ᐊᕋᒍᓕᖅᑐᓂᒃ 8-ᓂᒃ.
- ᑐᓂᔭᐅᖃᑦᑕᕐᓂᐅᔪᑦ ᐊᖏᓂᖏᑦᑎᒍᑦ ᐱᓕᕆᑦᑎᓂᐅᔪᑦ ᓵᓚᒃᓴᕈᑎᐅᓯᒪᔪᑦ ᐊᑭᖏᑦᑎᒍᖓᓂᒃᑯᑦ ᑕᐃᒪᓐᓇᑦᑕᐃᓐᓈᕐᓯᒪᕗᖅ ᐊᕋᒍᑦ ᑕᓪᓕᒪᓂᒃ.

<=$25,000	50%
>$25,000 ᐅᕗᖓ <=$100,000	30%
>$100,000	20%

- 2018/19-ᒥ ᓇᓗᓇᐃᒃᑯᑎᐅᔪᑦ ᓴᕿᔭᖅᑎᑦᑎᕗᑦ ᑲᔪᓯᓯᒪᔪᓂᒃ ᐃᓄᐃᑦ ᐊᒻᒪ ᓄᓇᕗᑦ ᓴᖏᕆᓂᕆᔭᖏᑦ ᓵᓚᖃᕐᓂᖅᓴᐅᕙᓂᖏᓐᓂᒃ ᐱᓕᕆᑦᑎᓂᐅᔪᓂᒃ ᑐᖓᓃᑦᑐᓂᒃ $25,000. ᐊᑭᖏᑦᑎᒍᑦ ᐱᓕᕆᑦᑎᓂᐅᔪᑦ ᐊᖏᒡᓕᕆᐊᖅᐸᓪᓕᐊᑎᓪᓗᒋᑦ, ᐃᓄᐃᑦ ᐊᒻᒪ ᓄᓇᕗᑦ ᐱᓕᕆᕝᕕᖏᑦ ᓵᓚᒃᓴᕐᓂᖅᓴᐅᕙᒃᑐᑦ ᐊᑦᑎᖕᓂᖅᓴᓃᑦᑐᓂᒃ ᐳᓴᓐᑎᑎᒍᑦ ᐱᓕᕆᑦᑎᓂᐅᔪᓂᒃ. ᐅᓇ ᐱᔾᔪᑎᖃᓗᐊᖅᑐᖅ ᑐᓂᓯᓂᕐᒧᑦ ᐊᑐᐊᒐᖏᑦ ᓄᓇᕗᑦ ᒐᕙᒪᒃᑯ ᓇᓗᓇᐃᕐᓯᒪᓪᓚᕆᖓᒪᑕ ᒪᑯᐊ ᐱᖁᑎᓄᑦ ᐊᒻᒪ. ᐱᔨᑦᑎᕋᐅᑎᓄᑦ ᓂᐅᕕᕈᑎᐅᔪᑦ ᐊᑭᖃᖅᑐᑦ $25,000 ᑐᖓᓂᑦ ᓄᓇᓕᖕᓃᑦᑐᓂᒃ ᑐᓂᔭᐅᖃᑦᑕᕐᓗᑎᒃ, ᓄᓇᕗᑦ ᐃᓗᐊᓂ, ᐱᖓᓱᓂᒃ ᐅᖓᑖᓂᓪᓗᓐᓃᑦ ᐱᑖᕐᕕᐅᔪᓐᓇᖅᑐᓂᒃ ᐊᑭᑦᑐᕋᐅᑎᔪᖅᑲᓐᓇᕈᓂ ᐊᒻᒪ ᐱᔭᐅᔪᒪᔪᓂᒃ ᐱᖁᑎᓂᒃ ᐱᔨᑦᑎᕋᐅᑎᓂᒡᓗᓐᓃᑦ ᐱᓕᕆᔪᓐᓇᕐᓗᑎᒃ.
- ᐃᓄᐃᑦ ᐊᒻᒪ ᓄᓇᕗᑦ ᓇᖕᒥᓂᖏᑦ ᓵᓚᒃᓴᕐᓂᖅᓴᐅᖃᑦᑕᖅᑐᑦ ᖃᖓᑕᓲᒥ ᐊᑐᕐᓂᕐᒧᑦ ᐊᒻᒪ ᒥᑭᑦᑐᓂᒃ ᐃᒡᓗᓕᕆᓂᕐᒧᑦ ᐱᓕᕆᑦᑎᓂᐅᔪᓂᒃ >$25,000 ᐊᒻᒪ <$100,000 ᓇᓗᓇᐃᒃᑯᑎᓂᒃ. ᐅᓇ 11-ᓂ ᐊᕋᒍᓂ ᑕᐃᒪᐃᖃᑦᑕᕐᓯᒪᔪᖅ.
- ᐃᓄᐃᑦ ᐊᒻᒪ ᓄᓇᕗᑦ ᓇᖕᒥᓂᖏᑦ ᓵᓚᖃᕐᓂᖅᓴᐅᖃᑦᑕᖅᑐᑦ ᐊᖏᒧᓂᒃ ᐊᒻᒪ ᒥᑭᑦᑐᓂᒃ ᐃᒡᓗᓕᕆᓂᐅᔪᓂᒃ ᒪᑯᓇᖕᒐᓪᓕ ᐱᓕᕆᑦᑎᓂᐅᔪᑦ ᖃᐅᔨᓇᓱᖕᓂᕐᒥᒃ ᐅᕝᕙᓗᓐᓃᑦ ᑎᑎᕋᐅᔭᕐᓂᖅ/ᓴᓇᔭᕆᐊᓕᕆᕆᓂᕐᒥᒃ ᒪᑯᓇᓃᑦᑐᓂᒃ $100,000 ᐅᖓᑖᓃᑦᑐᓄᑦ ᐅᓇ 11-ᓂ ᐊᕋᒍᓂ ᑕᐃᒪᐃᖃᑦᑕᕐᓯᒪᒧᖅ.
- ᐊᑕᐅᓯᕐᒥᒃ ᐱᑖᕐᕕᐅᕙᒃᑐᓂᒃ ᐱᓕᕆᑦᑎᓂᐅᔪᑦ ᐊᑭᑐᓂᖅᓴᐅᔪᑦ ᑐᓂᔭᐅᕙᒃᑐᑦ ᐅᑯᓄᖓ ‘ᐊᓯᖏᑦ’ (ᐃᓄᐃᑦ ᓇᖕᒥᓂᕆᖕᒋᑦᑎᑦ ᐊᒻᒪ ᓄᓇᕗᑦ ᓇᖕᒥᓂᕆᖕᒋᑦᑎᑦ) ᐱᓕᕆᕝᕕᖕᓄᑦ. ᑕᒪᓐᓇᑕᐅᖅ ᐊᕋᒍ 11-ᓂ ᑕᐃᒪᐃᖏᓐᓇᖅᑐᖅ.
- 2018/19-ᒥᑦ, 19% ᐊᑭᑦᑐᕋᐅᑎᒍᑎᓂᒃ ᐱᔭᐅᔪᓂᒃ ᐃᓄᐃᑦ ᓇᖕᒥᓂᖏᓐᓂᒃ ᐱᓕᕆᕝᕕᖕᓂᖕᒐᓚᐅᕐᑐᑦ. ᐃᒪᓐᓇᐅᒃᒍᓪᓗᓂ, ᑕᒪᒃᑯᐊ ᓇᐃᓴᐅᑏᑦ ᐊᔾᔨᒌᖏᓐᓇᐸᓗᐃᓐᓇᖅᓱᑎᒃ. ᑕᒪᐃᓐᓂᓕᒫᖅ ᑕᑯᓪᓗᒋᑦ ᐊᖏᓂᖏᑦᑎᒍᑦ ᐱᓕᕆᑦᑎᓂᐅᔪᑦ ᐊᖏᒡᓕᕐᓪᓕᖅᑐᖅ, ᐱᔭᐅᕙᖕᓂᑎᒍᑦ ᐃᓄᐃᑦ ᐊᑭᑦᑐᕋᐅᑎᒍᑎᖏᑦ ᒫᓃᓯᒪᕗᖅ 25-30%. ᑭᓯᐊᓂᓕ 2018/19-ᒥ, ᑕᒪᓐᓇ ᐊᑐᖅᑕᐅᕙᖕᓂᖅ ᓄᖅᑲᓚᐅᕐᑐᖅ. ᐳᓴᓐᑎᑎᒍᑦ ᑲᑎᖕᓂᖅᑲᓚᐅᕐᑐᖅ ᒪᐅᖓ 19%.
- ᐃᓄᐃᑦ ᐊᒻᒪ ᓄᓇᕗᑦ ᓇᖕᒥᓂᖏᑦ (ᐱᓗᐊᕐᑐᒥ ᐃᓄᐃᑦ ᓇᖕᒥᓂᖏᑦ) ᓵᓚᖃᕐᓂᖅᓴᐅᓯᒪᕗᑦ ᐳᓴᓐᑎᑎᒍᑦ ᐱᓕᕆᑦᑎᓂᐅᔪᓂᒃ ᐱᖁᑎᓄᑦ ᐃᓚᐅᔭᕋᖓᑕ ᐱᓕᕆᑦᑎᓂᕐᒧᑦ ᓇᓗᓇᐃᒃᑯᑎᓂᒃ. ᐃᓄᐃᑦ ᐊᒻᒪ ᓄᓇᕗᑦ ᓇᖕᒥᓂᖏᑦ ᐱᒡᒍᓴᐅᑎᓂᖅᓴᐅᓇᖕᓇᕐᒪᑕ ᐱᖁᑎᓄᑦ ᐱᓕᕆᑦᑎᓂᒃᑯᑦ ᒪᑯᑎᒍᓇᐅᖏᓐᓂᖅᓴᖅ ᐱᔨᑦᑎᕋᐅᑎᓂᒃ ᐱᓕᕆᑦᑎᓂᐅᔪᓂᒃᓗ ᐅᓇ ᐊᕋᒍᓂ ᖁᓕᓂᒃ ᐊᑐᕐᓯᒪᓕᖅᑐᖅ.
- ᐅᓄᕐᓂᐅᔪᑦ ᐃᓄᐃᑦ ᓇᖕᒥᓂᖏᑦ ᑭᐅᖃᑦᑕᖅᑐᑦ ᐊᑭᑦᑐᕋᐅᑎᒍᑎᓂᒃ ᒪᑯᓂᖓ ᐃᒡᓗᓕᐅᕐᓂᕐᒧᑦ ᓱᓕ ᖁᑦᑎᒃᑐᒦᑦᑐᖅ ᐊᕋᒍᓂ ᐱᖓᓱᑦ ᐅᓂᒃᑳᓂᒃ ᐅᕙᓂ. ᐅᓇ ᓇᓗᓇᐃᕐᓯᓯᒪᔪᖅ ᓇᓕᒧᑏᖏᓐᓇᕐᓂᖏᓐᓂ ᑕᒪᐅᓇ. ᐊᑭᑦᑐᕋᐅᑎᒍᑏᑦ ᐃᓄᐃᑦ ᓇᖕᒥᓂᖏᓐᓂᒃ ᒥᑭᑦᑐᓄᑦ ᐃᒡᓗᓕᕆᓂᕐᒧᑦ ᓱᓕ ᖁᑦᑎᖕᓂᕐᒦᑦᑐᖅ.
- ᐊᕐᕋᒍᓕᕐᑐᑦ 13, ᐅᖃᐅᓯᐅᔪᓐᓇᖅᑐᖅ ᐃᓄᐃᑦ ᓴᖏᕆᓂᖏᑦ ᓵᓚᖃᕐᓯᒪᓂᖏᓐᓂᒃ 30% ᐊᖏᓂᖏᑦᑎᒍᑦ ᐱᓕᕆᑦᑎᓂᐅᔪᓂᒃ, ᓄᓇᕗᑦ ᓇᖕᒥᓂᖏᑦ 5% ᐊᒻᒪ ᐊᓯᖏᑦ ᓇᖕᒥᓂᖏᑦ 65%.

ᓄᓇᕗᒻᒥ ᓇᖕᒥᓂᖃᖅᑐᓂᒃ ᐃᑲᔫᑎ ᐊᑐᐊᒐᕐᒥ ᖃᐅᔨᓴᕐᓂᖅ:

- 2018/19-ᒥ, ᐅᓄᕐᓂᐅᔪᑦ ᐃᓕᕆᑦᑎᓂᐅᔪᓂᒃ ᑐᓐᓂᕐᑯᑕᐅᓯᒪᔪᑦ ᐅᓇ ᐱᔾᔪᑎᐅᓪᓗᓂ ᓄᓇᕗᒻᒥ ᓇᖕᒥᓂᖃᖅᑐᓂ ᐃᑲᔫᑎᑎᒍᑦ ᐊᑭᑦᑐᕋᐅᑎᓂᕐᒧ ᐋᕿᒋᐊᕈᑎᐅᔪᑦ ᓱᓕ ᐊᕐᑎᒃᑐᒦᑦᑐᑦ ᒫᓂ 3.6%.
- ᕿᒥᕐᕈᐊᖅᑐᒥᑦ ᐱᓕᕆᑦᑎᓂᐅᔪᑦ ᐃᓚᐅᓪᓗᑎᒃ ᐱᖁᑎᓄᑦ ᐊᒻᒪ ᐱᓕᕆᑦᑎᓂᐅᔪᑦ ᐃᓚᐅᓪᓗᑎᒃ ᐱᖁᑎᑖᕈᑎᑦ ᐊᒻᒪ ᐱᓕᕆᑦᑎᓂᐅᔪᑦ ᑐᓂᔭᐅᔪᑦ ᐅᓇ ᐊᑐᖅᑕᐅᓂᖓᓄᑦ ᐋᕿᒋᐊᕈᑎ ᓄᓇᕗᒻᒥ ᓇᖕᒥᓂᖃᖅᑐᓂᒃ ᐃᑲᔫᑎᑦ ᐊᑐᐊᒐᖅᑎᒍᑦ ᓇᓗᓇᐃᕐᓯᓯᒪᕗᖅ ᐃᒪᓐᓇ:

ᐊᕐᕌᒍᒧ	ᐅᓄᕐᓂᖏᑦ ᐱᓕᕆᑎᑦᑎᓂᐅᔪᑦ	%	ᑲᑎᓯᒪᓪᓗᑎᒃ	ᐊᑭᖏᑦᑎᒍᑦ ᐱᓕᕆᓂᐅᔪᑦ	ᐊᑭᓕᐅᑎᐅᒃᑲᓐᓂᕆᐊᓖᑦ ᓄᓇᕗᑦ ᒐᕙᒪᒃᑯᓐᓄᑦ
2018/19	98	3.6%	$ 5,165,688	$1,087,676	
2017/18	71	2.8%	$ 2,938,957	$ 250,931	
2016/17	78	3.2%	$37,483,480	$2,979,282	
2015/16	64	3.2%	$ 5,779,608	$ 388,914	
2014/15	55	2.8%	$ 6,832,142	$ 183,438	
2013/14	41	2.1%	$ 2,302,040	$ 76,958	
2012/13	41	2.3%	$ 2,180,163	$ 89,505	
2011/12	68	3.6%	$22,919,133	$ 616,615	
2010/11	57	3.1%	$11,028,315	$ 166,108	
2009/10	59	3.3%	$23,976,383	$2,055,354	

ᐊᑭᖃᕐᓂᐅᔪᖅ ᐊᑐᓕᖅᑎᑦᑎᓂᕐᒥᒃ ᐆᒥᖓ ᓄᓇᕗᒻᒥ ᓇᖏᓂᖃᖅᑐᓂᒃ ᐃᑲᔫᑎ ᐊᑐᐊᒐᕐᒥ (ᐱᕐᑯᔭᐃᑦ)

ᓇᓗᓇᐃᒃᑯᑎᐅᔪᖅ ᕐᑯᓛᓂ ᓇᓗᓇᐃᕐᓯᓯᒪᕗᖅ ᐊᕐᕌᒍᒥᑦ 2018/19, ᒫᓂ 98 ᐱᓕᕆᑎᑦᑎᓂᐅᔪᑦ ᐊᒃᑐᖅᑕᐅᓯᒪᓚᐅᕐᑐᑦ ᓄᓇᕗᒻᒥ ᓇᖏᓂᖃᖅᑐᓂᒃ ᐃᑲᔫᑎ ᐊᑐᐊᒐᕐᒧᑦ ᐱᕐᑯᔭᓂᒃ, ᐅᓇ ᑐᑭᖃᖅᑐᖅ 98 ᐱᓕᕆᑎᑦᑎᓂᐅᔪᑦ ᑐᓐᓂᕐᑯᑕᐅᒐᔭᓚᐅᕐᑐᑦ ᐊᓯᖏᓐᓄᑦ ᐱᓕᕆᐊᖃᖅᐸᒃᑐᓄᑦ ᐅᓇ ᐊᑐᓚᐅᖕᒋᐸᑦ ᓄᓇᕗᒻᒥ ᓇᖏᓂᖃᖅᑐᓂᒃ ᐃᑲᔫᑎ ᐊᑐᐊᒐᖅ ᐊᑭᓕᐅᑎᐅᒃᑲᓐᓂᕆᐊᖃᖅᑐᖅ ᐊᑐᐊᒐᖅᑎᒍᑦ ᓄᓇᕗᑦ ᒐᕙᒪᒃᑯᓐᓄᑦ 2018/19 ᒫᓃᓛᐅᕐᑐᖅ $1,087,676. ᐃᓚᒋᐊᖅᑕᐅᓯᒪᔪᑦ ᐊᑭᒋᔭᐅᔪᓄᑦ ᐱᔾᔪᑎᖃᖅᑐᖅ ᐊᑭᓕᐅᑎᒃᑲᓐᓂᐅᔭᕆᐊᖃᖅᑐᓂᒃ ᓄᓇᕗᑦ ᒐᕙᒪᒃᑯᓐᓄᑦ ᐅᓇ ᐱᓕᕆᑎᑦᑎᓂᐅᔪᑦ ᑐᓂᔭᐅᖕᒋᒃᑯᓂ ᐊᑭᑭᓛᖑᔪᒧᑦ ᑭᓯᐊᓂᓕ ᐊᑭᑭᓛᒧᑦ ᐊᑭᖓ ᐊᖅᑭᒋᐊᖅᑕᐅᓚᐅᕐᑎᓪᓗᒋᑦ ᐊᒻᒪ ᐊᓯᖏᑦ ᓄᓇᕗᒻᒥ ᓇᖏᓂᖃᖅᑐᓂ ᐃᑲᔫᑎ ᐱᕐᑯᔭᓃᑦᑐᓂᒃ ᐊᑐᖅᑎᑕᐅᒋᓪᓗᑎᒃ. 2009/10-ᒥ ᐊᒻᒪ ᐅᕙᓂ 2016/17-ᒥᑦ ᐊᖏᔪᐊᓗᖕᒥ ᓴᓇᓂᕐᒧᑦ ᐊᖏᕈᑎᑎᒍᑦ ᐱᓕᕆᐊᒃᓴᖅᑕᖅᑲᓚᐅᕐᑐᖅ ᑕᒪᐅᓇᖓᔪᓂᒃ. ᓴᓇᓂᕐᒧᑦ ᐱᓕᕆᑎᑦᑎᓂᐅᔪᑦ ᑐᓂᔭᐅᔭᕋᖓᑕ ᓄᓇᕗᑦᒥ ᓇᖏᓂᖃᖅᑐᓂᒃ ᐃᑲᔫᑎ ᐊᑐᐊᒐᖅᐊᑐᖅᑕᐅᑎᓪᓗᒍ, ᐊᑭᓕᐊᖃᖅᑐᑦ ᓄᓇᕗᑦ ᒐᕙᒪᒃᑯᓐᓄᑦ ᕐᑯᑎᖕᓂᕐᓴᐅᓕᖃᑦᑕᖅᑐ. ᓄᓇᕗᑦᒥ ᓇᖏᓂᖃᖅᑐᓂᒃ ᐃᑲᔫᑎᒃᑯᑦ ᑐᓂᓯᒍᑎᐅᔪᑦ ᐊᖏᓂᖏᑦᑎᒍᑦ ᐅᑯᓇᖕᒐᑦ 98-ᓂ ᐱᓕᕆᑎᑦᑎᓂᐅᔪᓂᒃ ᓴᖅᑭᑎᑦᑎᒍᑎᐅᔪᖅ ᑕᒪᓐᓇ ᖃᖓᓕᒫᓂᑦ ᕐᑯᑎᖕᓂᖅᐸᖕᒐᓯᒪᓂᖕᒐᓂᒃ ᐅᓂᒃᑳᓕᐅᖃᑦᑕᓕᕋᒥᒃ. ᐱᒻᒪᕆᐅᕗᖅ ᖃᐅᔨᒪᓗᓂ ᐅᑯᐊ ᓄᓇᕗᑦᒥ ᓇᖏᓂᖃᖅᑐᓂᒃ ᐃᑲᔫᑎᓄᑦ ᐱᕐᑯᔭᐃᑦ ᐊᓯᔨᖅᑕᐅᓚᐅᕐᓯᒪᓂᖕᒐᓂᒃ ᐅᓂᒃᑳᓕᐅᖃᑦᑕᓕᕋᒥᒃ, ᐱᒻᒪᕆᐅᕗᖅ ᖃᐅᔨᒪᓗᓂ ᐅᑯᐊ ᓄᓇᕗᑦᒥ ᓇᖏᓂᖃᖅᑐᓂᒃ ᐃᑲᔫᑎᓄᑦ ᐱᕐᑯᔭᐃᑦ ᐊᓯᔨᖅᑕᐅᓚᐅᕐᓯᒪᓂᖕᒐᓂᒃ ᐃᓄᐃᑦ ᐃᖅᑲᓇᐃᔭᖅᑎᑕᐅᓂᖏᓐᓄᑦ ᐊᑭᓕᐅᑎᐅᓇᔭᖅᑐᓂᒃ, ᐊᔪᕈᓐᓃᖅᓴᖅᑎᑦᑎᓂᕐᒥᒃ, ᐱᓕᕆᑎᑦᑎᓂᕐᒧᑦ ᐊᐅᓚᑦᑎᓂᕐᒥᒃ ᐊᒻᒪ/ᐅᕝᕙᓘᓐᓃᑦ ᓄᓇᕗᑦᒥ ᓇᖏᓂᖃᖅᑐᓂᒃ ᐃᑲᔫᑎᓄᑦ ᐱᕐᑯᔭᐃᑦ ᐊᑐᖅᑎᑕᐅᓂᖏᓐᓄᑦ ᐊᑭᒃᓴᓂᒃ.

ᐊᕐᕌᒍᓂ ᕐᑯᓕᓂᒃ (10) ᖃᐅᔨᓴᕐᓂᐅᔪᓂᒃ, ᐱᓕᕆᑎᑦᑎᓂᐅᔪᑦ ᓵᓚᖃᕈᑎᐅᓯᒪᔪᑦ ᐊᑐᖅᓗᒍ ᓄᓇᕗᑦᒥ ᓇᖏᓂᐊᖅᑐᓂᒃ ᐃᑲᔫᑎ, ᐊᖏᔪᒻᒪᕆᐅᕗᑦ (83-96%) ᓂᐅᕕᕈᓐᓇᐅᑎᓄᑦ – ᐱᕐᑯᑎᓄᑦ.

ᓂᐅᕕᕈᓐᓇᐅᑎᑦ ᐃᓚᐅᑎᑕᐅᖕᒋᑦᑐᑦ ᑲᑎᑕᐅᓯᒪᔪᓂᒃ ᖃᐅᔨᓴᖅᑕᐅᔪᓂᒃ ᐅᕙᓂ ᐃᓚᖓ 7-ᒥ – ᓄᓇᕗᑦᒥ ᓇᖏᓂᖃᖅᑐᓂᒃ ᐃᑲᔫᑎᓄᑦ ᐋᖅᑭᒋᐊᕈᑎᒃᓴᑦ.

ᐊᑐᖅᑕᐅᖕᒋᑦᑐᑦ

- ᖃᐅᔨᒪᒋᑦᑎ: ᓇᓗᓇᐃᔭᐃᒍᑎᓂᒃ ᓇᐃᓴᐅᑏᑦ ᐅᕙᓂ ᐅᓂᒃᑳᒥ ᐃᓚᖃᖕᒋᑦᑐᑦ ᑎᓴᒪᓂᒃ (4) ᐊᖏᔪᓂᒃ ᐱᓕᕆᑎᑦᑎᔾᔪᑎᐅᕙᒃᑐᓂᒃ: ᐅᑯᐊᖑᔪᑦ:

	2018/2019	2017/2018	2016/2017
ᐋᓐᓂᐊᕕᓕᐊᕐᓂᕐᒧᑦ	$57 ᒥᓕᐊᓐ (ᓇᓛᓂ)	$45 ᒥᓕᐊᓐ (ᓇᓛᓂ)	$44 ᒥᓕᐊᓐ (ᓇᓛᓂ)
ᐅᖅᓱᐊᓗᓕᕆᓂᖅ (PPD)	$174 ᒥᓕᐊᓐ (ᓇᓛᓂ)	$137 ᒥᓕᐊᓐ (ᓇᓛᓂ)	$155 ᒥᓕᐊᓐ (ᓇᓛᓂ)
ᐸᓛᓯᒃᑯ ᐊᒻᒪ ᖃᐅᔨᓴᕐᕕᖕᒥ ᐱᔨᑦᑎᕋᐅᑎᓄᑦ	$43 ᒥᓕᐊᓐ (ᓇᓛᓂ)	$41 ᒥᓕᐊᓐ (ᓇᓛᓂ)	$43 ᒥᓕᐊᓐ (ᓇᓛᓂ)
ᐋᓐᓂᐊᓯᐅᑦᑎᑦ ᐱᔨᑦᑎᕋᐅᑎᖕᒋᓪᓗ	$25 ᒥᓕᐊᓐ (ᓇᓛᓂ)	$19 ᒥᓕᐊᓐ (ᓇᓛᓂ)	$23 ᒥᓕᐊᓐ (ᓇᓛᓂ)

ᐱᓕᕆᑎᑦᑎᓂᐅᔪᑦ ᐋᓐᓂᐊᕕᓕᐊᕐᓂᕐᒧᑦ ᐊᒻᒪ ᐅᖅᓱᐊᓗᓕᕆᓂᕐᒧᑦ ᐃᓚᖃᖕᒋᑦᑐᑦ ᐃᓄᐃᑦ ᓇᖏᓂᖕᒋᓐᓂᒃ, (ᐃᓄᐃᑦ ᑮᓇᐅᔭᓕᐅᕈᑎᖕᒋᑦ ᐊᒻᒪ ᐊᑐᕐᓂᕐᒥᒃ ᐊᐃᓄᐃᑦ᐀ ᓇᖏᓂᖕᒋᑦ-ᑎᑐᑦ).

ᖃᐅᔨᒪᒋ: 2017/18-ᒥ, ᑐᓂᓯᓚᐅᕐᑐᒍᑦ ᐱᓕᕆᑎᑦᑎᓂᒃᑯᑦ ᐆᒧᖓ ᐱᕐᑯᑎᑖᖅᑎᑦᑎᓂᕐᒥᑦ ᐊᒻᒪ ᑎᑭᑎᑦᑎᓂᕐᒥᒃ ᐊᖏᔪᒥᒃ ᐅᖅᓱᐊᓗᖕᒥᑦ (Petroleum fuel) ᐱᒡᒍᓴᐅᑎᑦᑎᓂᒃᑯᑦ. ᐅᓇ ᐱᓕᕆᑎᑦᑎᓂᐅᔪᖅ ᐊᑭᖃᓚᐅᕐᑐᖅ $750 ᒥᓕᐊᓐ ᑖᓚᓂᒃ ᐊᕐᕌᒍᓄᑦ ᑕᓪᓕᒪᓄᑦ. ᐅᓇ ᐱᓕᕆᑎᑦᑎᓂᐅᔪᖅ ᑐᓂᔭᐅᓚᐅᕐᑐᖅ ᐃᓄᐃᑦ ᓇᖏᓂᖕᒐᓄᑦ ᐊᒻᒪ ᓄᓇᕗᒥᑦ ᐱᓕᕆᐊᒧᑦ, AV Nunavut Fuels. ᐆᒧᖓ ᐅᓂᒃᑳᓕᐊᓄᑦ ᓂᕈᐊᕐᓯᒪᕗᒍᑦ ᑖᓐᓇ ᐱᓕᕆᑎᑦᑎᓂᐅᔪᖅ ᐃᓚᐅᑎᖕᒋᓪᓗᑎᒍᑦ ᐱᓕᕆᑎᑦᑎᓂᐅᔪᑦ ᑲᑎᓯᒪᑎᓪᓗᒍ. ᐃᓚᐅᓂᐊᕐᓂᕈᓂ ᐊᑭᖏᑦ ᐊᑕᐅᓯᑐᐊᕐᒥᑦ ᐱᑖᕐᕕᐅᕙᒃᑐᓂᒃ ᐱᓕᕆᑎᑦᑎᓂᐅᔪᑦ 9%-ᖑᓇᔭᕐᑐᖅ. ᐃᓚᐅᑎᖕᒋᓗᒍ ᑖᓐᓇ ᐊᖏᔪᐊᓗᒃ ᐱᓕᕆᑎᑦᑎᓂᖅ ᐊᑭᖓ ᐱᕕᖃᕈᑎᐅᔪᖅ ᑲᔪᓯᔪᓐᓇᐃᓐᓇᕐᒥᒃ ᖃᓄᐃᓕᐅᕐᐸᓪᓕᐊᒍᑎᓂᒃ ᐊᕐᕌᒍᑦ 13-ᓂᑦ ᐊᑐᖅᐸᓪᓕᐊᔪᓄᑦ.

ᐋᐃᖅᑲᑎᑮᒍᑎᒃᑯᑦ ᐱᓕᕆᑦᑎᓂᐅᔪᑦ

ᐊᕐᕌᒍᒧᑦ 2018/19-ᒥᑦ, ᒪᓕᒐᓕᕆᔨᓄᑦ ᑲᑎᒪᔨᑦ ᐱᕐᑯᔨᓚᐅᕐᓯᒪᖕᒪᑕ ᒪᕿᖕᓂᒃ ᐱᓕᕆᑦᑎᓂᐅᔪᒃ "ᐋᐃᖅᑲᑎᑮᒍᑎᐅᓗᑎᒃ". ᐅᑯᐊ ᐱᓕᕆᑦᑎᓂᐅᔪᑦ ᐋᐃᖅᑲᑎᑮᒍᑎᐅᓚᐅᕐᑐᑦ ᓱᖅᑲᐃᒻᒪ ᐱᑕᖅᑲᓗᐊᖕᒋᒻᒪᑦ ᐱᒡᒍᔪᐅᑎᒐᔭᖅᑐᓂᒃ ᑕᒪᑐᖕᒐ ᐱᓕᕆᐊᓕᖕᓂᑦ. ᐅᑯᐊ ᐋᐃᖅᑲᑎᑮᖕᓂᒃᑯᑦ ᐱᓕᕆᑦᑎᓂᐅᓚᐅᕐᑐᑦ ᐃᒪᐃᓕᖕᒐᔪᑦ:

1. **ᐅᕐᓯᐊᓗᖕᒥ ᐊᖏᔪᒥᑦ ᐃᓂᖅᑲᖅᑎᑦᑎᓂᖅ ᐊᒻᒪ ᐅᕐᓯᐊᓗᓕᕆᓂᖅ, ᐃᖅᑲᓗᐃᑦ**
   ᐊᑭᖕᒐ: $16.2 ᒥᓕᐊᓐ
   ᐃᓱᖅᑲᖅᑐᖅ: ᑎᓯᐱᕆ 1, 2018 – ᓄᕕᐱᕆ 30, 2020
   ᓂᐅᕕᐊᒃᓴᓕᒃ: UQSUQ Corporation

2. ***ᕿᑭᖅᑕᓂ ᒪᒥᓴᕐᕕᒃ, ᐃᖅᑲᓗᐃᑦ**
   ᐊᑭᖕᒐ: $73,499,000
   ᐃᓱᖅᑲᖅᑐᖅ: ᑎᓯᐱᕆ 11, 2018 – June 17, 2022
   ᓂᐅᕕᐊᒃᓴᓕᒃ: ᐃᓕᒥᒃ ᐊᓐᑐᐳᕋᐃᔅ ᓕᒥᑎᑦ

*ᖃᐅᔨᒪᒋᑦᑎ ᐅᓇ ᐃᒡᓗᓕᐅᕐᓂᖅ ᐱᓕᕆᐊᖑᔪᖅ ᐱᒡᒍᔪᐅᑎᑦᑎᓂᒃᑯᑦ ᐊᑭᑦᑐᕋᐅᑎᐅᓚᐅᕐᓯᒪᔪᖅ ᑭᓯᐊᓂᓕ ᐊᑕᐅᓯᕐᒥᒃ ᐊᑭᑦᑐᕋᐅᑎᒍᑎᑦᖃᓚᐅᕐᑐᖅ. ᐊᑭᑦᑐᕋᐅᑎᒍᑎᐅᔪᖅ ᖃᖕᒋᐅᑎᓯᒪᓚᐅᕐᓯᒪᖕᒪᑦ ᐋᖅᑭᑕᐅᓯᒪᔪᓂᒃ ᑮᓇᐅᔭᓂᒃ ᑖᔅᓯᒧᖕᒐ ᐃᓕᕆᐊᒃᓴᒧᑦ ᐊᑭᑦᑐᕋᐅᑎᒍᑎ ᓱᖅᑯᑎᒋᔭᐅᔪᓐᓂᓚᐅᕐᑐᖅ ᓄᓇᕗᑦ ᒐᕙᒪᒃᑯᓐᓂᒃ. ᑲᑎᒪᔨᔪᔪᑦ ᓄᓇᕗᑦ ᒐᕙᒪᒃᑯᓐᓂᒃ ᐱᕐᑯᔨᓕᓚᐅᕐᑐᑦ ᐋᐃᖅᑲᑎᑮᖅᑲᑎᖅᑲᖅᑯᔭᐅᓪᓗᑎᒃ ᐱᓇᓱᔪᖅᑐᕕᓂᕐᒥᒃ ᐊᑭᖅᑲᑎᑮᖕᓂᒃᑯᑦ ᐱᓕᕆᓕᖅᑎᑕᐅᔪᓐᓇᕆᐊᒃᓴᖕᒐᓂᒃ.

ᒪᕿᒃ (2) ᐱᓕᕆᑦᑎᓂᐅᔫᑦ ᑐᓂᔭᐅᔪᑦ ᖁᓛᓂ ᓇᓗᓇᐃᕐᑕᐅᓯᒪᔪᑦ ᑐᓂᔭᐅᓂᑯᑦ ᓇᓗᓇᐃᕐᑕᐅᓯᒪᔪᓂᒃ ᐃᓄᐃᑦ ᓇᖕᒥᓂᖕᒐᓂᒃ ᐊᒻᒪ ᓄᓇᕗᒻᒥᓗᓂ ᐊᒻᒪ ᓄᓇᓕᖕᓂᑦ.

ᖃᐅᔨᒪᒋᑦᑎ: ᒪᕿᖕᒪᑎᒃ (2) ᐱᓕᕆᑦᑎᓂᐅᔪᒃ ᐃᓚᐅᑎᑕᐅᖕᒋᑦᑐᑦ ᓇᓗᓇᐃᔭᕈᑎᑎᒍᑦ ᐅᕙᓂ ᐅᓂᒃᑳᒥᑦ. ᐃᓚᐅᖕᒋᓗᑎᒃ ᐱᕕᖃᕈᓐᓇᕐᓂᕐᓴᐅᖕᒪᑕ ᖃᐅᔨᓴᖅᐸᓪᓕᐊᓂᕐᒥᒃ ᐱᓕᕆᑦᑎᓂᒃᑯᑦ ᖃᓄᐃᓕᐅᕈᓯᐅᕙᓪᓕᐊᔪᓂᒃ ᐃᓚᐅᑎᑦᑎᖕᒋᓐᓂᕐᒥ ᓇᓗᓇᐃᔭᕆᐊᖅᖕᒋᓗᑎᒃ ᐊᖏᔪᕈᓗᖕᓂᑦ ᐋᐃᕈᑎᒃᑯᑦ ᐱᓕᕆᑦᑎᓂᐅᔪᓂᒃ.

ᐊᑕᐅᓯᑐᐊᖅ ᐱᑖᕐᕕᐅᔪᓐᓇᖅᑐᖅ ᐊᖏᕐᑲᑎᑮᖕᓂᒃᑯᑦ ᐱᓕᕆᑎᑕᐅᖅᑲᑦᑕᕐᓂᖏ

- ᐊᑕᐅᓯᑐᐊᖅ ᐱᑖᕐᕕᐅᔪᓐᓇᖅᑐᖅ ᐊᖏᕐᑲᑎᑮᖕᓂᒃᑯᑦ ᐱᓕᕆᓂᐅᔪᑦ ᖃᐅᔨᓴᖅᑕᐅᑦᑎᐊᖅᑲᑦᑕᖅᑐᑦ. ᓄᓇᕗᑦ ᒐᕙᒪᖓ ᐅᒃᐱᕈᓱᒃᐳᖅ ᓈᒻᒪᓛᒃᑯᑦ ᑮᓇᐅᔭᐃᑦ ᐊᑐᖅᑕᐅᖅᑲᑦᑕᕐᓂᖏᓐᓂᒃ ᐱᐅᓛᖑᓇᓱᒋᓪᓗᒍ ᐱᒡᒍᔪᐅᑎᑦᑎᖅᑲᑦᑕᕐᓂᒃᑯᑦ. ᐃᓚᖓ 3 ᐅᕙᓂ ᐅᓂᒃᑳᒥ ᐅᖅᑲᐅᓯᖅᑲᖅᐳᖅ ᒪᓕᒃᑕᐅᖅᑲᑦᑕᖅᑐᓂᒃ ᐊᑕᐅᓯᑐᐊᖅ ᐱᑖᕐᕕᐅᔪᓐᓇᖅᑐᓕᕆᓂᕐᒧᑦ.
- ᓄᓇᕗᑦ ᒐᕙᒪᖓ ᑲᔪᓯᓐᓇᖅᑐᖅ ᕿᒥᕐᕈᐊᖅᐸᒃᓗᑎᒃ ᖃᓄᐃᑦᑐᓂᒃ ᐱᔾᔪᑎᖅᑲᓇᐊᒃᓴᖕᒋᓐᓂᒃ ᐱᓕᕆᑦᑎᓂᐅᔪᓂᒃ ᑐᓂᓯᖅᑲᑦᑕᕐᓂᖏᓐᓂᒃ ᐊᑕᐅᓯᑐᐊᖅ ᐱᑖᕐᕕᐅᔪᓐᓇᖅᑐᓄᑦ. ᑲᔪᓯᓂᐊᖅᑐᒍ ᒥᒃᓕᒋᐊᖅᑎᑦᑎᒐᓯᓐᓂᕐᒥᒃ ᐊᑐᖅᑕᐅᕙᒃᑐᒥ ᐱᓕᕆᓕᖅᑎᑦᑎᓂᕐᒧᑦ ᐱᓕᕆᔾᔪᓯᐅᔪᒥᑦ.
- 2018/19-ᒥ ᑕᒪᐃᓐᓂᓕᒫᖅ ᐊᖏᓂᖏᑦᑎᒍᑦ ᐊᑕᐅᓯᑐᐊᖅ ᐱᑖᕐᕕᐅᔪᓐᓇᖅᑐᒥ ᐱᓕᕆᑦᑎᓂᖅ ᒥᒃᓕᒋᐊᖅᐳᖅ 30%, ᑭᓯᐊᓂᓕ ᐅᕙᓂ ᐅᓂᒃᑳᒥᑦ (ᐊᖏᕐᑲᑎᑮᖕᓂᒃᑯᑦ ᐱᓕᕆᑦᑎᓂᐅᔪᓂᒃ ᖃᓄᐃᓕᐅᕐᓂᖏᓐᓂᒃ ᐅᓂᒃᑳᓂᒃ) ᐃᓱᒪᒋᔭᖅᑐᐃᓐᓇᖅᑐᒍᑦ ᐊᑕᐅᓯᑐᐊᖅ ᐱᑖᕐᕕᐅᔪᓐᓇᖅᑐᓄᑦ ᐱᓕᕆᑦᑎᓂᐅᔪᓂᒃ $25,000 ᐅᖓᑖᓃᑦᑐᓂᒃ. 2018/19-ᒥ ᑕᑯᓯᒪᕗᒍᑦ ᐊᑕᐅᓯᑐᐊᖅ ᐱᑖᕐᕕᐅᔪᓐᓇᖅᑐᓄᑦ ᐱᓕᕆᑦᑎᓂᐅᔪᑦ ᐅᖓᑖᓃᑦᑐᑦ $25,000 ᒥᒃᓕᕝᕙᓪᓕᓚᐅᕐᓂᖏᓐᓂᒃ 9%-ᒥ.
- ᐅᓄᕐᓂᕐᓴᐃᑦ ᐊᑕᐅᓯᑐᐊᖅ ᐱᑖᕐᕕᐅᔪᓐᓇᖅᑐᓂ ᐱᓕᕆᑦᑎᓂᐅᔪᑦ ᐆᒧᖓᐅᓂᕐᓴᐅᔪᖅ ᐱᔾᑦᑎᕋᐅᑎᓂᒃ ᐱᓕᕆᑦᑎᓂᕐᒧᑦ. ᐅᑯᐊ ᐊᑕᐅᓯᑐᐊᖅ ᐱᑖᕐᕕᐅᔪᓐᓇᖅᑐᓂᒃ ᐱᔾᑦᑎᕋᐅᑎᓂᒃ ᐱᓕᕆᑦᑎᓂᐅᔪᑦ ᑐᓂᔭᐅᓂᕐᓴᐅᔪᑦ ᐅᑯᓄᖓ ᐊᓯᖏᑦ ᓇᖕᒥᓂᖏᓐᓄᑦ (ᐃᓄᐃᑦ ᓇᖕᒥᓂᓇᖕᒋᑦᖏᑦ ᐊᒻᒪ ᓄᓇᕗᑦ ᓇᖕᒥᓂᓇᖕᒋᑦᖏᑦ) ᐱᓕᕆᐊᖅᑲᖅᑐᓄᑦ. ᑕᒪᒃᑯᐊ ᐱᔾᑦᑎᕋᐅᑎᐅᖕᒋᓐᓇᖕᒋᑦᑐᑦ ᐊᑐᐃᓐᓇᐅᖕᒋᒻᒪᑕ ᓄᓇᕗᒥᑦ.
- ᐃᒪᐃᓕᖕᒐᒡᒍᓪᓗᓂ, ᐊᕐᕌᒍᓂ ᐱᖓᓱᓂᒃ (3) ᐅᕙᓂ ᐅᓂᒃᑳᒥ, 3.6% ᐊᑕᐅᓯᑐᐊᖅ ᐱᑖᕐᕕᐅᔪᓐᓇᖅᑐᓂᒃ ᐱᓕᕆᑦᑎᓂᐅᔪᑦ ᑐᓂᔭᐅᓯᒪᔪᑦ ᐃᓄᐃᑦ ᓴᖕᒥᓂᖏᓐᓄᑦ, 1.6% ᓄᓇᕗᑦ ᓇᖕᒥᓂᖏᓐᓄᑦ ᐊᒻᒪ 95.3% ᐊᓯᖏᑦ ᓇᖕᒥᓂᖏᓐᓄᑦ.
- ᐊᕐᕌᒍᓂᒃ 13-ᓂᒃ ᐊᑐᖅᐸᓪᓕᐊᔪᓂᒃ ᖃᓄᐃᓕᐅᕐᐸᓪᓕᐊᓂᖏᑦ ᓴᕿᔭᖅᑎᑦᑎᔪᑦ ᐅᓄᕐᓂᕐᓴᐃᑦ ᐊᑕᐅᓯᑐᐊᖅ ᐱᑖᕐᕕᐅᔪᓐᓇᖅᑐᓂᒃ ᐱᓕᕆᑦᑎᓂᐅᔪ ᑐᓂᔭᐅᔪᑦ "ᐊᓯᖏᑦ" ᐱᓕᕆᕝᕕᖏᑦ ᒪᑯᓄᖓ ᖃᐅᔨᓇᓱᖕᓂᕐᒧᑦ ᐱᔾᑦᑎᕋᐅᑎᓄᑦ ᐊᒻᒪ ᐱᔾᑦᑎᕋᐅᑎᓕᕆᓂᕐᒧᑦ ᐱᓕᕆᑦᑎᒍᑎᓄᑦ.

ᓇᐃᓈᖅᓯᒪᔪᑦ ᐅᓂᒃᑳᑦ

1. ᑕᒪᕐᒥ ᐊᖏᖅᑲᑎᑦᓂᒃᑯ ᐱᓕᕆᑎᑦᑎᓂᐅᔪᑦ

ᑎᑎᖅᑐᒐᖅ ᐊᑖᓃᑦᑐᖅ *“ᓄᓇᕗᑦ ᒐᕙᒪᒃᑯᓐᓂᑦ ᑐᓂᔭᐅᓯᒪᔪᑦ ᑕᒪᐃᓐᓂ ᐊᖏᖅᑲᑎᑦᓂᒃᑯᑦ ᐱᓕᕆᑎᑦᑎᓂᐅᔪᓂᒃ ᓇᓗᓇᐃᔭᐅᑎᑎᒍᑦ – ᒪᓕᒃᓗᑎᒃ ᐊᑭᖏᑦᑎᒍᑦ”* ᓴᖅᑭᑎᑦᑎᓯᒪᔪᖅ ᑐᓂᓯᖅᑲᑦᑕᓂᖏᓐᓂᒃ ᑕᒪᐃᓐᓂ ᐱᓕᕆᑎᑦᑎᓂᐅᔪᑦ ᐊᑭᖏᑦᑎᒍᑦ ᐊᒻᒪ ᓇᓗᓇᐃᔭᐅᑎᑎᒍᑦ.

“ᑕᒪᕐᒥ ᐱᓕᕆᑎᑦᑎᓂᐅᔪᑦ” ᐃᓚᖅᑲᖅᑐᑦ ᑕᒪᐃᓐᓂ ᐱᓕᕆᑎᑦᑎᓂᐅᔪᓂᒃ $5,000 ᐅᖓᑖᓂᑦᑐᓂᒃ. ᐱᒋᐊᕈᑎᒋᔭᐅᔪᖅ $5,000 ᑭᒡᓕᖅᑲᖅᓂᖅ ᐅᓂᒃᑳᓕᐅᖅᓂᕐᒧᑦ ᐊᑐᖅᑕᐅᕗᖅ ᐊᑐᓕᖅᑯᔭᐅᓯᒪᔪᓂᒃ ᒪᓕᒐᓕᐅᖅᑎᓄᑦ. ᐅᑯᐊ ᖃᐅᔨᓴᕈᑎᐅᔪᑦ ᐊᑭᖏᓐᓂᒃ ᐊᒻᒪ ᐊᖏᑎᒋᓂᖏᓐᓂᒃ ᑕᒪᐃᓐᓂ ᐱᓕᕆᑎᑦᑎᓂᐅᔪᑦ ᑐᓂᔭᐅᓯᒪᔪᑦ ᐃᓄᐃᑦ, ᓄᓇᕗᑦ ᐊᒻᒪ ᐊᓯᖏᑦ ᓇᖏᓂᖏᓐᓄᑦ.

ᓄᓇᕗᑦ ᒐᕙᒪᖓ
ᑐᓂᓯᖅᑲᑦᑕᓂᖅ ᑕᒪᐃᓐᓂ ᐱᓕᕆᑎᑦᑎᓂᐅᔪᓂᒃ ᖃᓄᐃᑐᓂᖏᑦᑎᒍᑦ
ᐊᑭᖏᑦᑎᒍᑦ
2018/19

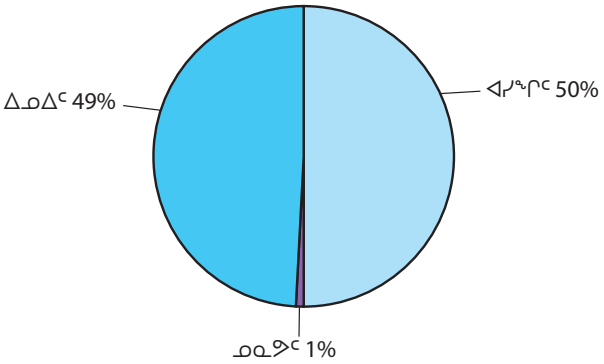

ᐅᓇ ᑎᑎᖅᑐᒐᖅ ᖁᓛᓂ ᐊᒻᒪ ᐊᑖᓂ ᓇᓗᓇᐃᒃᑯᑎ ᓴᖅᑭᑎᑦᑎᓯᒪᔪᑦ ᐊᑭᖏᓐᓂᒃ ᐱᓕᕆᑎᑦᑎᓂᐅᔪᑦ ᑐᓂᔭᐅᓯᒪᔪᓂᒃ ᐃᓄᐃᑦ, ᓄᓇᕗᑦ ᐊᒻᒪ ᐊᓯᖏᑦ ᓇᖏᓂᖏᓐᓄᑦ.

2018/19-ᒥ ᑲᑎᕈᑎᒃ ᐊᖏᑦᑎᒍᑦ ᑕᒪᐃᓐᓂ ᐱᓕᕆᑎᑦᑎᓂᐅᔪᑦ ᐃᒪᓐᓇᐃᓚᐅᕐᑐᖅ $594,725,000 (ᑕᐅᓴᓐ ᖃᓂᓐᓂᖅᐸᖓᓄᖓᔪᑦ). $267,138,000 ᑐᓂᔭᐅᓚᐅᕐᑐᑦ ᐃᓄᐃᑦ ᓇᖏᓂᖏᓐᓄᑦ (49%), $7,665,000 ᓄᓇᕗᑦ ᓇᖏᓂᖏᓐᓄᑦ (1%) ᐊᒻᒪ $274,992,000 ᐊᓯᖏᑦ ᓇᖏᓂᖏᓐᓄᑦ (50%). ᐆᒧᖓ ᐅᓂᒃᑳᒧ ᓇᖏᓂᕆᔭᐅᔪᑦ ᓇᓗᓇᐃᖅᑕᐅᓯᒪᔪᑦ ᑕᒪᐃᓐᓂ ᐃᓄᐃᑦ ᐊᒻᒪ ᓄᓇᕗᑦ ᓇᖏᓂᕆᓂᖏᓐᓂᒃ ᐃᓚᐅᑎᑕᐅᔪᑦ ᐃᓄᐃᑦ ᓇᖏᓂᖏᑦᑎᒍᑦ.

ᑐᓂᔭᐅᓯᒪᔪᑦ ᑕᒪᐃᓐᓂ ᐊᖏᖅᑲᑎᑦᓂᒃᑯᑦ ᐱᓕᕆᑎᑦᑎᓂᐅᔪᑦ ᑐᓂᔭᐅᔪᑦ ᓇᓗᓇᐃᔭᐅᑎᑎᒍᑦ – ᐊᑭᖏᑦᑎᒍᑦ (ᑕᐅᓴᖏᓐᓂᒃ)

ᐊᕐᕌᒍ	ᑐᓂᔭᐅᔪᑦ		ᐃᓄᐃᑦ		ᓄᓇᕗᑦ		ᐊᓯᖏᑦ	
2018/19	$549,725	100%	$267,138	49%	$7,665	1%	$274,922	50%
2017/18	$539,356	100%	$251,901	47%	$6,053	1%	$281,402	52%
2016/17	$376,225	100%	$123,096	33%	$11,704	3%	$241,425	64%

ᐊᓯᖏᑦ ᓇᖏᓂᕆᔭᐅᔪᓂᑦ ᖃᓄᐃᑦᑑᓂᖏᑦᑎᒍᑦ ᓇᓗᓇᐃᒃᑯᑎᒥᑦ ᖁᓛᓂᑦ, ᐅᖃᐅᓯᖃᖅᑐᖅ ᐊᓯᖏᓐᓂᒃ ᑎᒥᐅᔪᓂᒃ ᓇᓕᐊᓐᓄᑦ ᓇᓗᓇᐃᒃᑯᑎᒧᐊᖅᑕᐅᔪᓐᓇᖕᒋᑦᑐᓂᒃ ᐅᑯᓄᖓ ᐃᓄᐃᑦ ᐊᒻᒪ ᓄᓇᕗᑦ ᓇᖏᓂᖏᓐᓄᑦ; ᑕᐃᒪᐃᒻᒪᑕ ᐅᓄᑦᑐᐃᑦ ᐱᓕᕆᑎᑦᑎᓂᐅᔪᑦ ᑐᓂᔭᐅᓂᑯᑦ ᓄᓇᕗᒻᒥᑦᑐᓄᑦ ᐃᓄᖕᓄᑦ ᐊᒻᒪ ᑎᒥᐅᔪᓄᑦ.

ᐃᓚᐅᑎᑦᑎᓯᒪᖕᒋᑦᑕᑦ ᐱᓕᕆᑎᑦᑎᓂᐅᔪᓂᒃ ᐊᑕᐅᓯᑐᐊᕐᒥᒃ ᐱᑖᕐᕕᐅᔪᓐᓇᖅᑐᓂᒃ/ᐃᒻᒥᒃᑯᖓᔪᓂᒃ, ᐊᖏᑦᑎᓇᔭᐅᒧᓂᒃ ᑲᒪᒋᔭᖅᑲᓂᕐᒥᒃ ᐊᒻᒪ ᒪᒥᓴᕐᕕᐅᔪᓂᒃ ᐊᒻᒪ ᐋᓐᓂᐊᖅᑲᖅᑕᐃᓕᑎᑦᑎᔨᓂᒃ, ᐊᐊᒻᒪᓚᐅᔪᓂᒃ, ᐊᒻᒪᓗ ᐊᒃᑐᐊᔪᓂᒃ ᐱᓕᕆᕝᕕᖕᓄᑦ ᒪᑯᑎᑐᓇᖅ ᖁᓪᓕᖅ ᐅᒪᒪᕐᑯᑎᓕᕆᔨᒃᑯᑎᑐᑦ (QEC), ᖃᐅᔨᒪᔪᑦ ᐊᒥᓱᒻᒪᓈᖕ ᐊᖏᕈᑎᑎᒍᑦ ᐱᓕᕆᑎᑦᑎᓂᐅᔪᑦ ᑎᒥᐅᔪᓂ ᐅᕝᕙᓇᖓᔪᓂᒃ ᐊᓯᖏᑦ ᓴᕿᑎᑦᑎᓯᒪᕗᑦ ᓇᖏᓂᕆᔭᐅᔪᓂᒃ ᓄᓇᕗᒥ ᑮᓇᐅᔭᓕᐅᕈᑎᓂ ᐳᒡᒍᓴᐅᑎᓂᒃᑯ ᐱᕕᖃᕈᓐᓇᕋᔭᖕᒋᑦᑐᓂᒃ, ᐅᕝᕙᓘᓐᓂᑦ ᓴᓇᓯᒫᓂᖕᒋᓗᐊᖅᑐᐃᑦ ᐱᓕᕆᐊᖏᑦᑎᒍᑦ. ᐃᓚᖏᑦᑎᒍᑦ ᖃᐅᔨᓯᒪᕗᒍᑦ ᓄᓇᕗᒥ ᑮᓇᐅᔭᓕᐅᕋᓂᖅᑯᑦ ᐱᓕᕆᐊᖏᓐᓂᒃ ᐊᖏᓂᖏᑦᑎᒍᖓᔪᓂ ᐊᔪᕐᓇᕋᔭᕐᒪᑦ. ᖃᓄᐃᓕᐅᕐᓂᐅᔪᑦ ᐊᓂᒍᐃᑦᑎᐊᕐᓂᐊᕐᓗᓂ ᐱᒋᐊᓕᓴᕐᓂᑰᓗᓂ ᐊᒻᒪ ᐱᐅᕐᓂᐊᕐᓗᓂ ᐃᓚᖏᓐᓄᑦ ᓇᖏᓂᕆᔭᐅᔪᓂᒃ ᐃᓚᖃᖅᑐᖅ ᐃᓱᖃᖅᑲᑦᑕᓂᖏᓐᓂᒃ ᐱᔭᐅᔪᓐᓇᖅᑐᑦ ᓄᓇᕗᒥᑦ ᐃᓄᑭᑦᑐᓄᑦ ᐊᒻᒪ ᐅᖓᓯᒋᒃᑑᑎᐅᑎᓪᓗᑎᓪᓗ, ᒪᑯᐊ ᐊᐅᓪᓚᖅᑎᑦᑎᓂᕐᒧᑦ ᐊᑭᓕᐅᑕᐅᔭᕆᐊᖃᖅᑲᖅᑕᖅᓗᑎᒃ ᐊᖏᔪᕈᓗᖕᒥ ᓄᓇᒥ, ᓈᒻᒪᒃᑐᓂᒃ ᐊᔪᕈᓐᓂᕐᓯᒪᔪᓂᒃ ᐃᖅᑲᓇᐃᔭᖅᑎᖅᑲᓇᐊᖃᖅᓂᖅ, ᐊᔪᕈᓐᓂᕐᓴᖅᓯᒪᓪᓚᕆᒃᑐᓂᒃ ᐊᒻᒪ ᐱᓕᕆᓕᒪᑎᐊᖅᑐᓂᒃ ᐊᒻᒪ ᓴᓇᕝᕕᐅᔪᓐᓇᖅᑐᓂᒃ, ᐋᖅᑭᒃᓯᐃᓇᓱᖕᓂᖅ ᐊᒻᒪ/ᐅᕝᕙᓘᓐᓂᑦ ᓂᐅᕐᕈᑎᖃᕋᓱᖕᓂᖅ ᐊᑭᖏᓐᓄᑦ ᓈᒻᒪᒐᓱᒃᑐᓂᒃ, ᐃᓚᖃᖅᓗᒍ ᐊᑭᑐᔫᓂᖏᑦ ᓇᖏᓂᖅ ᐱᓕᕆᐊᖃᕐᓂᖅ. ᑕᐃᒪᓐᓇ ᐊᐅᓚᑦᑎᓇᓱᒃᓗᓂ ᐊᒻᒪ ᓂᐅᕐᕈᑎᖃᕋᓱᒃᓗᓂ, ᐃᓚᖏᓐᓄᑦ ᓇᖏᓂᕆᔭᐅᔪᓄᑦ, ᐊᒃᓯᕈᕈᓘᔭᓕᕐᓇᖅᐳᖅ ᑭᓇᐅᔭᓕᐅᕋᓱᒃᐸᒃᑐᓄᑦ ᓄᓇᕗᒥᑦ.

ᐊᓯᖏᑦ ᐱᓕᕆᕝᕕᐅᕙᒃᑐᑦ ᑕᐅᑐᒃᑕᐅᔪᓐᓇᕐᒥᖕᒪᑕ ᐋᖅᑭᒃᓯᒪᓂᖕᒋᓗᐊᖅᑐᓂᒃ ᓂᐅᖅᑭᑎᖅᑲᕋᓱᖕᓂᕐᒥ ᓄᓇᕗᒥ ᒪᑯᓂᖕᒐ ᐱᓇᓱᐊᕈᓘᔭᖅᐸᒃᑐᓄᑦ ᐱᓗᐊᖅᑐᒥᒃ ᐊᔪᖕᒋᓪᓕᕆᖕᓂᕐᒧᑦ ᐱᔭᑦᑎᕋᐅᑎᓂᒃ ᐊᒻᒪ ᐋᓐᓂᐊᖅᑲᖅᑕᐃᓕᓂᕐᒥᒃ. ᐃᓚᖏ ᒪᑯᐊ ᐱᖁᑏᑦ ᐱᔭᑦᑎᕋᑎᑦᓗ ᐊᑐᖅᑕᐅᕙᒃᑐᑦ ᒐᕙᒪᒃᑯᓐᓂ ᐊᓯᖏᑦ ᐃᓗᐊᓃᖅᑲᐅᔪᑦ ᐅᑯᓂᖕᒐ ᐃᓚᖅᑲᖅᑐᑦ: ᑐᓴᐅᒪᔪᑎᓕᕆᔾᔪᑎᓄᑦ ᐊᒻᒪ ᐱᓕᕆᔾᔪᑎᖏᓐᓄᑦ, ᖃᕋᓴᐅᔭᓄᑦ ᐃᓚᒃᓴᓂ, ᐃᓕᓐᓂᐊᕈᑎᒃᓴᓂᒃ ᐅᖅᑲᓕᒫᒐᓄᑦ, ᐃᓕᓐᓂᐊᖅᑎᑦᑎᓂᕐᒧᑦ ᐃᑲᔪᕈᑎᒃᓴᓄᑦ, ᐃᒡᓗᖅᔪᐊᒃᓴᓂᒃ ᑎᑎᕋᐅᔭᖅᓂᕐᒧᑦ ᐊᒻᒪ ᓴᓇᔾᔪᑎᒃᓴᓂᒃ ᐊᔪᕈᓐᓃᖅᓴᖅᓯᒪᔪᓂᒃ ᐊᒻᒪ ᖃᐅᔨᓇᓱᖕᓂᕐᒧᑦ. ᓄᓇᓕᖕᓂᑦ ᐱᔭᐅᔪᒪᔪᓂᒃ ᐱᑕᖅᑲᖏᓗᐊᖅᓂᖏᓐᓄᑦ ᑕᒪᒃᑯᐊᓕ ᐱᓕᕆᐊᖑᓕᖅᑲᑦᑕᖅᑐᑦ ᐊᑕᐅᓯᑐᐊᕐᒥ ᐱᑖᖅᕕᐅᔪᓐᓇᖅᑐᓕᕆᓂᒃᑯᑦ. ᓇᓗᓇᐃᔭᖅᓯᒪᔪᑦ ᐊᖏᖅᑲᑎᒌᖕᓂᒃᑯᑦ ᐱᓕᕆᑦᑎᓂᐅᔪᑦ ᑐᓂᔭᐅᔪᕈᓐᓂᑦ ᓄᓇᕗᑦ ᒐᕙᒪᖔᓄᑦ ᐅᓂᒃᑲᐅᓯᐅᖅᑲᑦᑕᖅᑐᑦ ᐊᖅᑦᒍᑕᒫᓐ ᐅᓂᒃᑳᓂᒃ ᑕᐃᔭᐅᔪᒥᒃ **ᐱᓕᕆᓕᖅᑎᑦᑎᓂᕐᒧᑦ ᖃᓄᐃᓕᐅᕐᐸᑦᓕᐊᓂᕐᒧᑦ ᐅᓂᒃᑳᑦ (PAR).**

ᑎᑎᖅᑐᒐᖅ ᐊᑖᓃᑦᑐᖅ "ᓄᓇᕗᑦ ᒐᕙᒪᒃᑯᓐᓂᑦ ᑐᓂᔭᐅᓯᒪᔪᑦ ᑕᒪᐃᓐᓂ ᐊᖏᖅᑲᑎᒌᖕᓂᒃᑯᑦ ᐱᓕᕆᑦᑎᓂᐅᔪᓂᒃ ᓇᓗᓇᐃᔭᐅᑎᑎᒍᑦ – ᒪᓕᒃᑐᑎᒃ ᐊᖏᓂᖏᑦᑎᒍᑦ" ᓴᖅᑭᑎᑦᑎᓯᒪᔪᖅ ᑕᒪᐃᓐᓂ ᑐᓂᓯᖅᑲᑦᑕᖅᓂᖏᓐᓂᒃ ᐱᓕᕆᑦᑎᓂᐅᔪᓂᒃ ᐊᑭᖏᑦᑎᒍᑦ ᐊᒻᒪ ᓇᓗᓇᐃᔭᐅᑎᑎᒍᑦ.**

ᓄᓇᕗᑦ ᒐᕙᒪᖔ
ᑐᓂᓯᖅᑲᑦᑕᖅᖅ ᑕᒪᐃᓐᓂ ᐱᓕᕆᑦᑎᓂᐅᔪᓂᒃ ᑐᓂᔭᐅᔪᑦ ᖃᓄᐃᑦᑑᓂᖏᑦᑎᒍᑦ
ᐊᖏᓂᖏᑦᑎᒍᑦ
2018/19

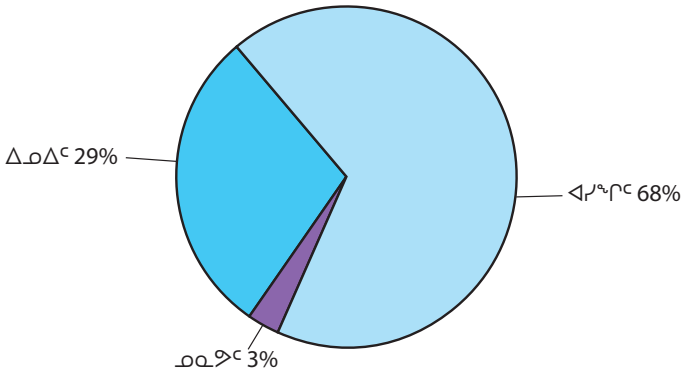

ᑐᓂᓯᖅᑲᑦᑕᖅᓂᐅᔪᑦ ᑕᒪᐃᓐᓂ ᐱᓕᕆᑦᑎᓂᐅᔪᓂᒃ ᑐᓂᔭᐅᔪᑦ ᖃᓄᐃᑦᑑᓂᖏᑦᑎᒍᑦ – ᐊᖏᓂᖏᑦᑎᒍᑦ

ᐊᖅᑭᒍ	ᑐᓂᔭᐅᔪᑦ		ᐃᓄᐃᑦ		ᓄᓇᕗᑦ		ᐊᓯᖏᑦ	
2018/19	2,745	100%	793	29%	92	3%	1,860	68%
2017/18	2,563	100	706	28	65	3	1,792	70
2016/17	2,450	100	724	30	57	2	1,669	68

ᐅᓇ ᑎᑎᖅᑐᒐᖅ ᐊᒻᒪ ᓇᓗᓇᐃᒃᑯᑎ ᖁᑖᓂ ᓴᖅᑭᑎᑦᑎᓯᒪᔪᖅ ᐊᖏᓂᖏᑦᑎᒍᑦ (ᓇᐃᓴᐅᑎᒃᑯ) ᐱᓕᕆᑦᑎᓂᐅᔪᓂᒃ ᑐᓂᔭᐅᓯᒪᔪᓂᒃ ᐃᓄᐃᑦ, ᓄᓇᕗᑦ ᐊᒻᒪ ᐊᓯᖏᑦ ᓇᖏᓂᖏᓐᓄᑦ.

2018/19-ᒥ ᑲᑎᕝᕕᑎᒃ ᐊᖏᓂᖏᑦᑎᒍᑦ ᑕᒪᐃᓐᓂ ᐱᓕᕆᑦᑎᓂᐅᔪᓕᒫᓂᒃ ᐃᒪᓐᓇ ᐅᓄᕐᑎᒋᓚᐅᕐᑐᑦ 2,745. ᐃᓄᐃᑦ ᑐᓂᔭᐅᓪᓗᑎ 793 ᐅᕝᕙᓘᓐᓃᑦ 29%, 92 ᑐᓂᔭᐅᓪᓗᑎᒃ ᓄᓇᕗᑦᒧᑦ (3%) ᐊᒻᒪ 1,860 ᐊᓯᖏᑦ ᓇᖏᓂᖏᓐᓄᑦ (68%). ᐅᑯᐊ ᓇᓗᓇᐃᕐᓯᓯᒪᔪᑦ 7%-ᒥ ᐊᖏᒡᓕᒋᐊᖅᐸᓪᓕᕐᓂᕐᒥ ᑐᓂᔭᐅᔪᓂᒃ. ᐊᖏᓂᖏᑦᑎᒍᑦ ᐱᓕᕆᑦᑎᓂᐅᔪᑦ "ᐊᓯᖏᑦ" ᓇᖏᓂᖏᓐᓄᑦ ᐅᓄᕐᓯᕙᓪᓕᖅᑐᑦ 3.7%-ᒥ.

ᐊᖅᑭᒍᓂᒃ ᐱᖓᓱᓂᒃ (3) ᐊᑐᖅᐸᒃᑐᑦ ᓴᖅᑭᑦᑎᓯᒪᔪᑦ ᐃᓄᐃᑦ ᐊᒻᒪ ᓄᓇᕗᑦ ᓇᖏᓂᖏᑦ ᐆᓚᒃᓴᕐᓂᖅᓴᐅᕙᖕᓂᖏᓐᓂᒃ 31% ᐊᖏᓂᖏᑦᑎᒍᑦ ᐱᓕᕆᑦᑎᓂᐅᔪᓂᒃ, ᐊᒻᒪ ᐊᓯᖏᑦ ᐆᓚᒃᓴᓚᐅᕐᑐᑦ 69% ᐊᖏᓂᖏᑦᑎᒍᑦ.

2009/10-ᒥ 2014/15-ᒧ ᑕᑯᓯᒪᕗᒍᑦ ᑕᒪᐃᓐᓂ ᓱᒃᑲᐃᑦᑐᒥ ᑭᓯᐊᓂ ᐃᖏᑦᑕᐃᓐᓇᖅᑐᒥ ᐊᖏᒡᓕᕙᓪᓕᐊᓂᕐᒥ ᑕᒪᐃᓐᓂ ᐳᓴᓐᑎᑎᒍᑦ ᖃᓯᐅᓂᖏᑦᑎᒍᑦ ᐱᓕᕆᑦᑎᓂᐅᔪᑦ ᐅᑯᓄᖓ "ᐊᓯᖏᑦ" ᓇᖏᓂᖏᓐᓄᑦ ᐊᒻᒪᓗ ᓱᒃᑲᐃᑦᑐᒥ ᒥᒃᓕᕙᓪᓕᐊᓂᕐᒥᒃ "ᐃᓄᐃᑦ" ᐊᒻᒪ ᓄᓇᕗᑦ" ᓇᖏᓂᖏᓐᓄᑦ. ᑭᓯᐊᓂᓕ 2015/16-ᒥᑦ, ᑕᒪᓐᓇ ᐊᑐᖅᑕᐅᖅᑲᑦᑕᖅᓂᐅᔪᖅ ᐃᒡᓗᐊᓄᖓᓚᐅᕐᑐᖅ. 2016/17-ᒥᑦ 2018/19-ᒧᑦ, ᐳᓴᓐᑎᑎᒍᑦ ᐱᓕᕆᑦᑎᓂᐅᔪᑦ ᑐᓂᔭᐅᔪᑦ "ᐊᓯᖏᑦ" ᓇᖏᓂᖏᓐᓄᑦ ᒥᒃᓕᕙᓪᓕᖅᑐᖅ.

ᐊᑖᓃ ᑎᑎᖅᑐᒐᑦ “ᓄᓇᕗᑦ ᒐᕙᒪᒃᑯᑦ ᑐᓂᓯᖃᑦᑕᕐᓂᖏᑦ ᐱᓕᕆᑎᑦᑎᓂᐅᔪᓂᒃ ᖃᓄᐃᑦᑑᓂᖏᑦᑎᒍᑦ - ᒪᓕᒃᓗᑎᒃ ᐊᑭᖏᑦᑎᒍᑦ” ᓴᖅᑭᑎᑦᑎᓯᒪᔪᖅ ᑐᓂᓯᖃᑦᑕᕐᓂᖏᑦ ᐱᓕᕆᑎᑦᑎᓂᐅᔪᓂᒃ ᖃᓄᐃᑦᑑᓂᖏᑦᑎᒍᑦ ᑐᓂᔭᐅᔪᑦ ᐃᓄᐃᑦ, ᓄᓇᕗᑦ, ᐊᒻᒪ ᐊᓯᖏᑦ ᓇᖕᒥᓂᖏᓐᓄᑦ ᐊᑭᖏᑦᑎᒍᑦ.

ᓄᓇᕗᑦ ᒐᕙᒪᖓ
ᑐᓂᓯᖃᑦᑕᕐᓂᖅ ᐱᓕᕆᑎᑦᑎᓂᐅᔪᓂᒃ ᑐᓂᔭᐅᔪᑦ ᖃᓄᐃᑦᑑᓂᖏᑦᑎᒍᑦ
ᐊᑭᖏᑦᑎᒍᑦ
2018/19

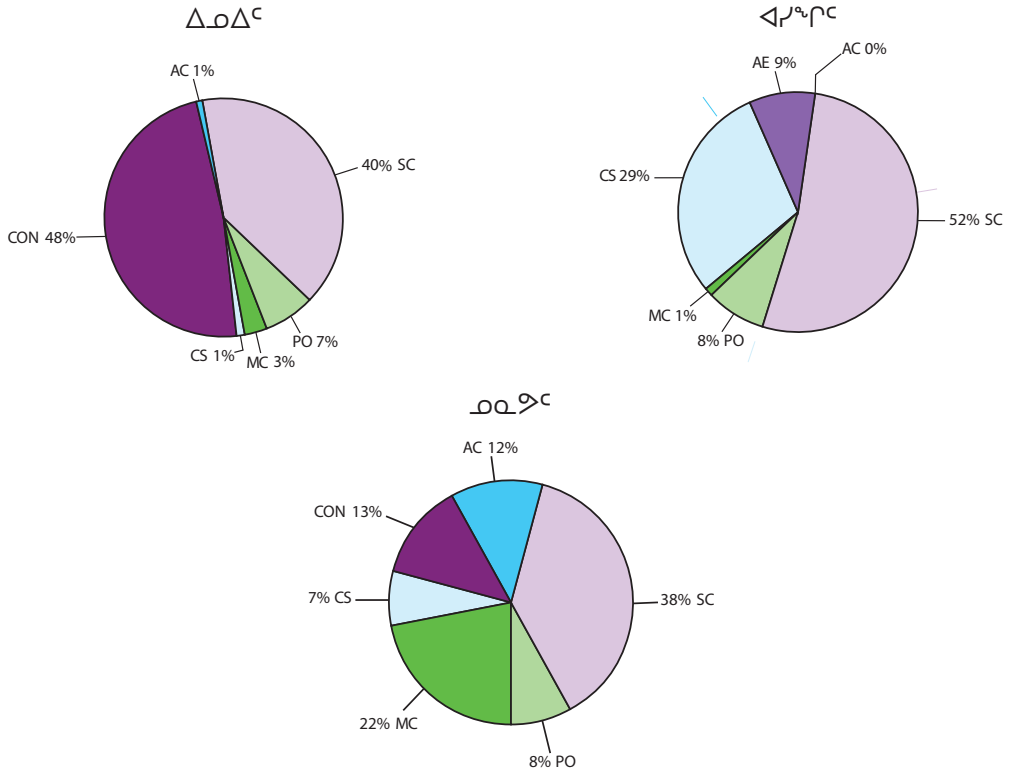

ᑐᓂᓯᖃᑦᑕᕐᓂᖅ ᐱᓕᕆᑎᑦᑎᓂᐅᔪᓂᒃ ᖃᓄᐃᑦᑑᓂᖏᑦᑎᒍ - ᐊᑭᖏᑦᑎᒍᑦ

2018/19
(ᑕᐅᓴᖏᓐᓂᒃ)

ᖃᓄᐃᑦᑑᓂᖓ	ᑐᓂᔭᐅᓯᒪᔪᑦ		ᐃᓄᐃᑦ		ᓄᓇᕗᑦ		ᐊᓯᖏᑦ	
ᖃᖓᑕᓲᓂ ᐊᑐᕐᑐᐊᕐᓂᖅ (AC)	$ 5,577	1%	$ 3,547	64%	$ 922	17%	$ 1,108	20%
ᑎᑎᕋᐅᔭᕐᓂᖅ/ᓴᓇᔭᕆᐊᓕᓕᕆᓂᖅ (AE)	25,585	5	-	-	-	-	25,585	100
ᐃᒡᓗᓕᐅᕐᓂᖅ (CON)	130,325	24	129,343	99	982	1	-	-
ᖃᐅᔨᓇᓱᖕᓂᕐᒧᑦ ᐱᔨᑦᑎᕋᕐᓂᖅ (CS)	82,393	15	2,041	2	532	1	79,820	97
ᒥᑭᑦᑐᓂᒃ ᐃᒡᓗᓕᕆᓂᖅ ᓱᕋᒃᓯᒪᔪᓕᕆᓂᕐᒧᑦᓗ (MC)	13,604	2	8,274	61	1,665	12	3,665	27
ᓂᐅᕕᕈᓐᓇᐅᑎᑦ (PO)	41,029	7	18,022	44	637	2	22,370	55
ᐱᔨᑦᑎᕋᐅᑎᓂᒃ ᐱᓕᕆᑎᑦᑎᓂᖅ (SC)	251,212	46	105,911	42	2,927	1	142,374	57
ᑲᑎᖕᓗᑎᒃ	$549,725	100%	$267,138	49%	$ 7,665	1%	$274,922	50%

2017/18
(ᑕᐅᓴᖕᒋᓐᓂᒃ)

ᖃᓄᐃᑦᑑᓂᖕᒐ	ᑐᓂᔭᐅᓯᒪᔪᑦ		ᐃᓄᐃᑦ		ᓄᓇᕗᑦ		ᐊᓯᖕᒋᑦ	
ᖃᖕᒐᑕᓲᓂ ᐊᑐᖅᑐᐊᖅᓂᖅ (AC)	$ 6,466	1%	$ 6,099	94%	$ 173	3%	$ 194	3%
ᑎᑎᕋᐅᔭᖅᓂᖅ/ᓴᓇᔭᕆᐊᓕᓕᕆᓂᖅ (AE)	$ 3,082	1	-	-	63	2	3,019	98
ᐃᒡᓗᓕᐅᖅᓂᖅ (CON)	101,062	19	60,255	60	155	-	40,652	40
ᖃᐅᔨᓇᓱᖕᓂᖅᒧᑦ ᐱᔨᑦᑎᕋᖅᓂᖅ (CS)	80,647	15	4,741	6	720	1	75,186	93
ᒥᑭᑦᑐᓂᒃ ᐃᒡᓗᓕᕆᓂᒃ ᐅᕝᕙᓘᓐᓃᑦ ᓱᕋᒃᓯᒪᔪᓕᕆᓂᖅᒧᑦ (MC)	22,905	4	11,875	52	3,146	14	7,884	34
ᓂᐅᕕᕈᓐᓇᐅᑎᑦ (PO)	38,676	7	13,976	36	218	1	24,482	63
ᐱᔨᒃᑎᕋᐅᑎᓂ ᐱᓕᕆᑦᑎᓂᖅ (SC)	286,520	53	154,957	54	1,579	1	129,984	45
ᑲᑎᖕᓗᑎᒃ	$539,358	100%	$251,903	47%	$ 6,054	1%	$281,401	52%

2016/17
(ᑕᐅᓴᖕᒋᓐᓂᒃ)

ᖃᓄᐃᑦᑑᓂᖕᒐ	ᑐᓂᔭᐅᓯᒪᔪᑦ		ᐃᓄᐃᑦ		ᓄᓇᕗᑦ		ᐊᓯᖕᒋᑦ	
ᖃᖕᒐᑕᓲᓂ ᐊᑐᖅᑐᐊᖅᓂᖅ (AC)	$ 5,693	2%	$ 5,003	88%	$ 109	2%	$ 581	10%
ᑎᑎᕋᐅᔭᖅᓂᖅ/ᓴᓇᔭᕆᐊᓕᓕᕆᓂᖅ (AE)	14,115	4	301	2	214	2	13,600	96
ᐃᒡᓗᓕᐅᖅᓂᖅ (CON)	104,086	28	73,492	71	5,651	5	24,943	24
ᖃᐅᔨᓇᓱᖕᓂᖅᒧᑦ ᐱᔨᑦᑎᕋᖅᓂᖅ (CS)	44,968	12	2,425	5	145	-	42,398	94
ᒥᑭᑦᑐᓂᒃ ᐃᒡᓗᓕᕆᓂᒃ ᐅᕝᕙᓘᓐᓃᑦ ᓱᕋᒃᓯᒪᔪᓕᕆᓂᖅᒧᑦ (MC)	19,508	5	11,223	58	4,789	25	3,496	18
ᓂᐅᕕᕈᓐᓇᐅᑎᑦ (PO)	41,627	11	13,817	33	33	-	27,777	67
ᐱᔨᒃᑎᕋᐅᑎᓂ ᐱᓕᕆᑦᑎᓂᖅ (SC)	146,227	39	16,834	12	762	1	128,631	88
ᑲᑎᖕᓗᑎᒃ	$376,224	100%	$123,095	33%	$11,703	3%	$241,426	64%

ᐅᓇ ᐃᓚᒋᔭᐅᒃᑲᓐᓂᕐᑐᖅ ᖃᐅᔨᓴᕐᓯᒪᔪᖅ ᖃᓄᖅ ᑐᓯᖃᑦᑕᕆᐊᒃᖏᓐᓂᒃ ᐅᑯᓂᖕᒐ 7-ᓂ ᐊᑐᖅᑕᐅᓂᖅᓴᐅᕙᒃᑐᓂᒃ ᐊᖏᕈᑎᑎᒍᑦ ᐱᓕᕆᑦᑎᓂᐅᔪᓂᒃ ᓄᓇᕗᑦ ᒐᕙᒪᒃᑯᓐᓂᒃ, ᐊᑭᖏᑦᑎᒍᑦ ᐅᑯᓄᖕᒐ ᐃᓄᐃᑦ, ᓄᓇᕗᑦ ᐊᒻᒪ ᐊᓯᖕᒋᓐᓄᑦ. ᓇᓗᓇᐃᔭᐅᑎᑦ ᓴᕿᑎᑦᑎᓯᒪᔪᖅ ᐊᑭᖏᓐᓂᒃ ᐱᓕᕆᑦᑎᓂᐅᔪᓂᒃ ᖃᓄᐃᑦᑑᓂᖕᒋᑦᑎᒍᑦ. ᓱᕐᓗ ᐃᒪᓐᓇ, 2018/19-ᒥᑦ ᐃᓄᐃᑦ ᓇᖕᒥᓂᖕᒋᑦ ᑐᓂᔭᐅᓚᐅᕐᑐᑦ 42% ᐊᑭᖏᑦᑎᒍᑦ ᑕᒪᐃᓐᓂ ᐱᔨᑦᑎᕋᐅᑎᓂᒃ ᐱᓕᕆᑦᑎᓂᕐᒧᑦ ᐊᑎᓕᐅᖅᑕᐅᓂᑯᓂᒃ ᐊᕐᕌᒍ ᐃᓗᐊᓂ. ᑕᐃᒪᓐᓇᐸᓗᒃ, ᐃᓄᐃᑦ ᓇᖕᒥᓂᖕᒋᑦ ᑐᓂᔭᐅᓚᐅᕐᑐᑦ 61% ᐊᑭᖏᑦᑎᒍᑦ ᑕᒪᐃᓐᓂᑦ ᐊᖏᔪᑦ ᐃᒡᓗᓕᐅᕐᓂᐅᔪᑦ ᐱᓕᕆᑦᑎᓂᕐᒧᑦ ᐊᑎᓕᐅᖅᑕᐅᔪᑦ ᐊᕐᕌᒍᒥᑦ.

ᐃᓄᐃᑦ ᐊᒻᒪ ᓄᓇᕗᑦ ᐱᓕᕆᕝᕕᖕᒋᑦ, ᑕᐃᒪᐃᓐᓂᕐᓴᐅᕙᒃᓗᓂ, ᑐᓂᐳᓂᕐᓴᐅᖃᑦᑕᖅᑐᑦ ᐊᖏᓂᖕᒋᑦᑎᒍᑦ ᐅᓄᕐᓂᕐᓴᓂᒃ ᐅᑯᑎᒎᓇᖅ ᖃᖕᒐᑕᓲᓂ ᐊᑐᕐᓂᕐᒧᑦ ᐱᓕᕆᑦᑎᓂᕐᒥᒃ (95%); ᐅᓇ ᓴᕿᑎᑦᑎᔪᖅ 64%-ᖕᒋᓐᓂᒃ ᖃᖕᒐᑕᓲᓂ ᐊᑐᕐᓂᕐᒧᑦ ᐱᓕᕆᑦᑎᓂᐅᔪᓂᒃ ᐊᑭᖏᑦᑎᒍᑦ ᐅᕙᓂ 2018/19-ᒥ.

ᐃᓄᐃᑦ ᐊᒻᒪ ᓄᓇᕗᑦ ᓇᖕᒥᓂᖕᒋᑦ ᑐᓂᔭᐅᓂᕐᓴᐅᖃᑦᑕᑐᑦ ᐊᖏᓂᖕᒋᑦᑎᒍᑦ ᐅᑯᓂᖕᒐ ᒥᑭᑦᑐᓂᒃ ᐊᒻᒪ ᐊᖏᔪᓂᒃ ᐃᒡᓗᓕᐅᕐᓂᕐᒨᖕᒐᔪᓂᒃ ᐊᖏᕈᑎᑎᒍᑦ. ᐅᓇ ᓴᕿᑎᑦᑎᓯᒪᔪᖅ ᐊᕐᕌᒍᓂ ᖁᓕᓂᒃ (10) ᐊᑐᖅᐸᓪᓕᐊᔪᓂᒃ.

ᓇᓗᓇᐃᒃᑯᑎᐅᔪᖅ ᖁᓛᓂᑦ ᓇᓗᓇᐃᕐᓯᓯᒪᔪᖅ ᑲᑎᓯᒪᓪᓗᑎᒃ ᐊᑭᖏᑦ ᐊᖏᖕᒐᓕᕆᐊᕐᓂᖏᓐᓂᒃ 7% 2018/19-ᒥ ᐊᒻᒪᓗ ᐊᑭᖏᑦᑎᒍᑦ ᐱᓕᕆᑦᑎᓂᐅᔪᑦ ᐊᓯᖏᑦ ᓇᖕᒥᓂᖕᒋᓐᓄᑦ ᒥᒃᓵᕙᓪᓕᖅᑐᖅ 2%-ᒥ, ᐊᒻᒪᓗ ᐊᑭᖏᑦᑎᒍᑦ ᐃᓄᐃᑦ ᓇᖕᒥᓂᖕᒋᓐᓄᑦ ᐊᖏᖕᒐᓕᕙᓪᓕᖅᓗᓂ 6%-ᒥ.

ᐊᕐᕌᒍᓕᖅᑐᓂᒃ 6-ᓂ ᐅᓂᒃᑳᓕᐊᕆᓯᒪᔭᕐᑎᓂᒃ, ᑕᑯᓯᒪᕗᒍᑦ ᑲᑎᓯᒪᓪᓗᑎᒃ ᐃᓄᐃᑦ ᐊᒻᒪ ᓄᓇᕗᑦ ᓇᖕᒥᓂᕆᔭᖕᒋᑦ ᑐᓂᔭᐅᓯᒪᓂᕐᓴᐅᓯᒪᔪᑦ ᐊᑭᖏᑦᑎᒍᖕᒐᓂᖕᒋᑦᑎᒍᑦ ᐅᑯᓂᖕᒐ ᐊᖏᔪᓂᒃ ᐃᒡᓗᓕᐅᕐᓂᐅᔪᓂᒃ ᐊᒻᒪᓗ ᑐᓂᔭᐅᓂᕐᓴᐅᓪᓗᑎᒃ ᐊᖏᓂᖕᒋᑦᑎᒍᑦ.

ᐊᑖᓂ ᑎᑎᖅᑐᒐᖅ “ᓄᓇᕗᑦ ᒐᕙᒪᒃᑯᑦ ᑐᓂᓯᖃᑦᑕᕐᓂᖏᑦ ᐱᓕᕆᑎᑦᑎᓂᕐᒥᒃ ᖃᓄᐃᑦᑑᓂᖏᑦᑎᒍᑦ – ᒪᓕᒃᓗᑎᒃ ᐊᖏᓂᖏᑦᑎᒍᑦ” ᓴᖅᑭᑎᑦᑎᓯᒪᔪᖅ ᑐᓂᓯᖃᑦᑕᕐᓂᕐᒥᒃ ᐱᓕᕆᑎᑦᑎᔾᔪᑎᓂᒃ ᐊᖏᓂᖏᑦᑎᒍᑦ.

ᓄᓇᕗᑦ ᒐᕙᒪᖓ
ᑐᓂᓯᖃᑦᑕᕐᓂᖅ ᐱᓕᕆᑎᑦᑎᔾᔪᑎᒃ ᖃᓄᐃᑦᑑᓂᖏᑦᑎᒍᑦ
ᐊᖏᓂᖏᑦᑎᒍᑦ
2018/19

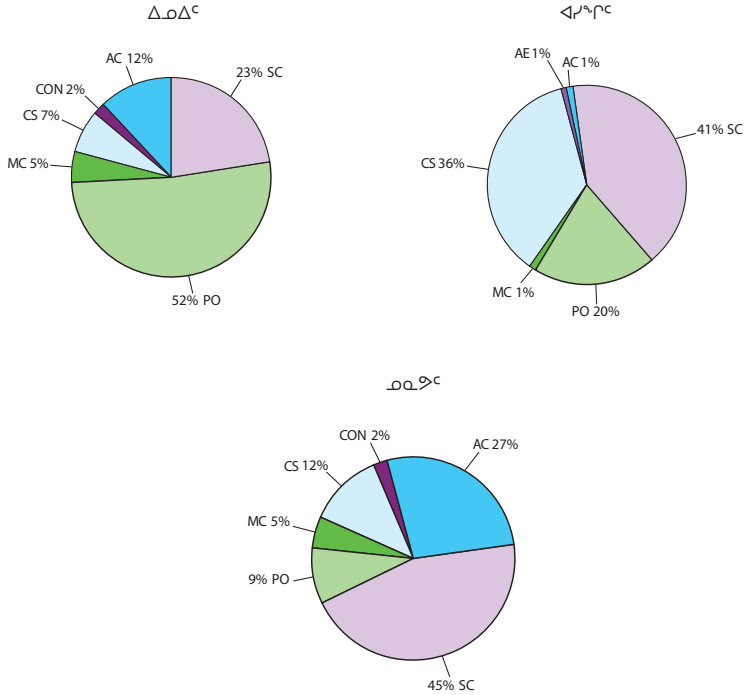

ᑐᓂᓯᖃᑦᑕᕐᓂᖅ ᐱᓕᕆᑎᑦᑎᔾᔪᑎᓂᒃ ᖃᓄᐃᑦᑑᓂᖏᑦᑎᒍᑦ – ᐊᖏᓂᖏᑦᑎᒍᑦ

2018/19

ᖃᓄᐃᑦᑑᓂᖓ	ᑐᓂᔭᐅᓯᒪᔪᑦ		ᐃᓄᐃᑦ		ᓄᓇᕗᑦ		ᐊᓯᖏᑦ	
ᖃᖓᑕᓲᓂ ᐊᑐᕐᑐᐊᕐᓂᖅ (AC)	131	5%	94	72%	25	19%	12	9%
ᑎᑎᕋᐅᔭᕐᓂᖅ/ᓴᓇᔭᕆᐊᓕᕆᕆᓂᖅ (AE)	19	1	-	-	-	-	19	100
ᐃᒡᓗᓕᐅᕐᓂᖅ (CON)	16	1	14	88	2	13	-	-
ᖃᐅᔨᓇᓱᖕᓂᕐᒧᑦ ᐱᔨᑦᑎᕋᕐᓂᖅ (CS)	742	27	54	7	11	1	677	91
ᒥᑭᑦᑐᓂᒃ ᐃᒡᓗᓕᕆᓂᒃ ᐅᕝᕙᓘᓐᓃᑦ ᓱᖃᓯᒪᔪᓕᕆᓂᕐᒧᑦ (MC)	62	2	37	60	5	8	20	32
ᓂᐅᕕᕈᓐᓇᐅᑎᑦ (PO)	794	29	409	52	8	1	377	47
ᐱᔨᒃᑎᕋᐅᑎᓂ ᐱᓕᕆᑎᑦᑎᓂᖅ (SC)	981	36	185	19	41	4	755	77
ᑲᑎᕈᑎᒃ	2,745	100%	793	29%	92	3%	1,860	68%

2017/18

ᖃᓄᐃᑦᑑᓂᖓ	ᑐᓂᔭᐅᓯᒪᔪᑦ		ᐃᓄᐃᑦ		ᓄᓇᕗᑦ		ᐊᓯᖏᑦ	
ᖃᖓᑕᓲᓂ ᐊᑐᕐᑐᐊᕐᓂᖅ (AC)	135	5%	128	95%	2	1%	5	4%
ᑎᑎᕋᐅᔭᕐᓂᖅ/ᓴᓇᔭᕆᐊᓕᕆᕆᓂᖅ (AE)	29	1	-	-	2	7	27	93
ᐃᒡᓗᓕᐅᕐᓂᖅ (CON)	15	1	10	67	1	7	4	-
ᖃᐅᔨᓇᓱᖕᓂᕐᒧᑦ ᐱᔨᑦᑎᕋᕐᓂᖅ (CS)	687	27	103	15	11	2	573	83
ᒥᑭᑦᑐᓂᒃ ᐃᒡᓗᓕᕆᓂᒃ ᐅᕝᕙᓘᓐᓃᑦ ᓱᖃᓯᒪᔪᓕᕆᓂᕐᒧᑦ (MC)	101	4	49	49	14	14	38	38
ᓂᐅᕕᕈᓐᓇᐅᑎᑦ (PO)	735	29	343	47	5	1	387	53
ᐱᔨᒃᑎᕋᐅᑎᓂ ᐱᓕᕆᑎᑦᑎᓂᖅ (SC)	861	34	73	8	30	3	758	88
ᑲᑎᕈᑎᒃ	2,563	100%	706	28%	65	3%	1,792	70%

2016/17

ᖃᓄᐃᑦᑑᓂᖓ	ᑐᓂᔭᐅᓯᒪᔪᑦ		ᐃᓄᐃᑦ		ᓄᓇᕗᑦ		ᐊᓯᖏᑦ	
ᖃᖓᑕᓲᓂ ᐊᑐᕐᑐᐊᕐᓂᖅ (AC)	144	6%	130	90%	1	1%	13	9%
ᑎᑎᕋᐅᔭᕐᓂᖅ/ᓴᓇᔭᕆᐊᓕᓕᕆᓂᖅ (AE)	34	1	3	9	3	9	28	82
ᐃᒡᓗᓕᐅᕐᓂᖅ (CON)	23	1	16	70	4	17	3	13
ᖃᐅᔨᓇᓱᖕᓂᕐᒧᑦ ᐱᔨᑦᑎᕋᕐᓂᖅ (CS)	403	16	23	6	2	-	378	94
ᒥᑭᑦᑐᓂᒃ ᐃᒡᓗᓕᕆᓂᒃ ᐅᕝᕙᓘᓐᓃᑦ ᓱᕋᒃᓯᒪᔪᓕᕆᓂᕐᒧᑦ (MC)	128	5	80	63	24	19	24	19
ᓂᐅᕕᒋᓐᓇᐅᑎᑦ (PO)	709	29	338	48	4	1	367	52
ᐱᔨᒃᑎᕋᐅᑎᓂ ᐱᓕᕆᑦᑎᓂᖅ (SC)	1,009	41	134	13	19	2	856	85
ᑲᑎᕈᑎᒃ	2,450	100%	724	30%	57	2%	1,669	68%

ᐅᓇ ᐃᓚᒋᔭᐅᑎᑕᐅᔪᖅ ᖃᐅᔨᓴᕈᑎᐅᔪᖅ ᐊᖏᓂᖏᑦᑎᒍᑦ ᑐᓂᔭᐅᖃᑦᑕᖅᑐᓂᒃ ᐅᑯᑎᒎᓇᖅ 7-ᖕᒍᔪᓂ ᐊᖏᖃᑎᒌᖕᓂᒃᑯᑦ ᐱᓕᕆᑦᑎᓂᐅᔪᓂᒃ ᖃᓄᐃᑦᑑᓂᖏᑦᑎᒍᑦ ᐊᑐᖅᑕᐅᕙᒃᑐᓂᒃ ᓄᓇᕗᑦ ᒐᕙᒪᒃᑯᓐᓂ, ᐊᖏᓂᖏᑦᑎᒍᑦ, ᐅᑯᓄᖓ ᐃᓄᐃᑦ, ᓄᓇᕗᑦ ᐊᒻᒪ ᐊᓯᖏᑦ ᓇᒥᓂᖏᓐᓄᑦ ᓇᓗᓇᐃᒃᑯᑎ ᖁᑦᓚᓂ ᓇᓗᓇᐃᕐᓯᕗᖅ ᐊᖏᓂᑎᒋᓂᖏᓐᓂᒃ ᐊᑐᓂ ᐱᓕᕆᑦᑎᓂᐅᔪᑦ ᖃᓄᐃᑦᑑᓂᖏᑦᑎᒍᑦ. ᑎᑎᖅᑐᒐᖅ ᓇᓗᓇᐃᕐᓯᕗᖅ ᐊᖏᓂᖏᓐᓂᒃ ᐱᓕᕆᑦᑎᓂᐅᔪᑦ ᑐᓂᔭᐅᓂᑯᑦ ᐅᑯᓄᖓ ᐃᓄᐃᑦ, ᓄᓇᕗᑦ ᐊᒻᒪ ᐊᓯᖏᑦ ᓇᒥᓂᕆᔭᖏᓐᓄᑦ ᖃᓄᐃᑦᑑᓂᖏᑦᑎᒍᑦ ᐱᓕᕆᑦᑎᓂᐅᔪᑦ.

2018/19-ᒥ, ᐃᓄᐃᑦ ᐊᒻᒪ ᓄᓇᕗᑦ ᓇᒥᓂᖏᑦ ᓵᓚᒃᓴᕐᓯᒪᕗᑦ 32% ᑕᒪᐃᓐᓂ ᐱᓕᕆᑦᑎᓂᐅᔪᓂᒃ, ᐅᑯᐊᓕ “ᐊᓯᖏᑦ” ᓇᒥᓂᖏᑦ ᓵᓚᒃᓴᖅᓱᑎᒃ 68%-ᒥ. ᐃᓄᐃᑦ ᐊᒻᒪ ᓄᓇᕗᑦ ᓇᒥᓂᖏᑦ ᓵᓚᒃᓴᕐᓂᖅᓴᐅᓚᐅᕐᑐᑦ ᐅᑯᓂᖓ ᖃᖓᑕᓲᓂ ᐊᑐᖅᑐᐊᕐᓂᕐᒧᑦ, ᐃᒡᓗᓕᐅᕐᓂᕐᒧᑦ ᐊᒻᒪ ᓂᐅᕕᒋᓐᓇᐅᑎᓄᒃ. ᐊᓯᖏᑦ ᓇᒥᓂᖏᑦ ᓵᓚᒃᖃᕐᓂᖅᓴᐅᕙᒃᑐᑦ ᑎᑎᕋᐅᔭᕐᓂ/ᓴᓇᔭᕆᐊᓕᓕᕆᓂᕐᓄᑦ ᐊᒻᒪ ᖃᐅᔨᓇᓱᖕᓂᕐᒧᑦ ᐱᔨᑦᑎᕋᕐᓂᕐᒥᑦ.

2017/18-ᒥ, ᐃᓄᐃᑦ ᐊᒻᒪ ᓄᓇᕗᑦ ᓇᒥᓂᖏᑦ ᓵᓚᒃᓴᕐᓯᒪᕗᑦ 74%--ᒥ ᐃᒡᓗᓕᐅᕐᓂᕐᒧᑦ ᐱᓕᕆᑦᑎᓂᐅᔪᓂᒃ, 63% ᒥᑭᑦᑐᓂᒃ ᐃᒡᓗᓕᕆᓂᕐᒥᒃ ᐊᒻᒪ 96% ᖃᖓᑕᓲᓂ ᐊᑐᕐᓂᕐᒧᑦ. 2016/17-ᒥ ᓇᐃᓴᐅᑏᑦ ᓴᕐᑭᔭᖅᑎᑦᑎᓚᐅᕐᑐᑦ ᑲᑎᓯᒪᓪᓗᑎᒃ ᐃᓄᐃᑦ ᐊᒻᒪ ᓄᓇᕗᑦ ᓇᒥᓂᖏᑦ ᐱᒡᒍᓴᐅᑎᑦᑎᐊᖃᑦᑕᓚᐅᕐᑐᑦ ᒪᑯᓂᖓ ᒥᑭᑦᑐᓂᒃ ᐃᒡᓗᓕᕆᓂᐅᔪᓂᒃ ᐊᒻᒪ ᓱᕋᒃᓯᒪᔪᓕᕆᓂᕐᒧᑦ ᐱᔨᑦᑎᕋᐅᑎᓄᑦ (82% ᑲᑎᓯᒪᓪᓗᑎᒃ), ᖃᖓᑕᓲᓂ ᐊᑐᕐᓂᕐᒧᑦ (91% ᑲᑎᓯᒪᓪᓗᑎᒃ) ᐊᒻᒪ ᐃᒡᓗᓕᐅᕐᓂᖅ (87% ᑲᑎᓯᒪᓪᓗᑎᒃ).

2017/18-ᒥ, ᑲᑎᓯᒪᓪᓗᑎ ᐃᓄᐃᑦ ᐊᒻᒪ ᓄᓇᕗᑦ ᓇᒥᓂᕆᔭᖏᑦ ᑐᓂᔭᐅᓯᒪᔪᑦ ᐊᑦᑎᖕᓂᖅᐹᒥᑦ ᐱᓕᕆᑦᑎᓂᕐᒥᒃ ᐅᑯᓇᓂ ᑎᑎᕋᐅᔭᕐᓂᖅ ᐊᒻᒪ ᓴᓇᔭᕆᐊᓕᓕᕆᓂᕐᒧᑦ (7%), ᐱᔨᑦᑎᕋᐅᑎᓕᕆᓂᕐᒧᑦ ᐱᓕᕆᑦᑎᓂᐅᔪᓄᑦ (11%) ᐊᒻᒪ ᖃᐅᔨᓇᓱᖕᓂᕐᒧᑦ ᐱᔨᑦᑎᕋᐅᑎᓄᑦ (17%). ᑕᒪᓐᓇ ᑕᐃᒪᐃᖏᓐᓇᐸᓗᒃᑐᖅ ᐊᕐᕌᒍᓂ12-ᓂ. ᐃᒪᐃᒡᒍᓪᓗᓂ, ᐃᓄᐃᑦ ᐊᒻᒪ ᓄᓇᕗᑦ ᓇᒥᓂᖏᑦ ᐱᒡᒍᓴᐅᑎᓂᒃᑯᑦ ᓵᓚᖃᕐᓂᕐᓴᐅᖃᑦᑕᖅᑐᑦ ᒪᑯᓄᖓ ᖃᖓᑕᓲᓂᒃ ᐊᑐᖅᑐᐊᕐᓂᕐᒧᑦ, ᐃᒡᓗᓕᐅᕐᓂᕐᒧᑦ, ᒥᑭᒃᑐᓂᒃ ᐃᒡᓗᓕᕆᓂᕐᒧᑦ ᐊᒻᒪ ᓂᐅᕕᒋᓐᓇᐅᑎᓄᑦ ᐱᕐᑯᑎᒃᓴᓂᒃ.

ᐊᕐᕌᒍᓂ 13-ᓂ ᑲᑎᕐᓱᖅᑕᐅᔪᓂᒃ (2006/07-ᒥᑦ 2018/19-ᒧᑦ), ᐊᖏᓂᖏᑦᑎᒍᑦ ᐱᓕᕆᑦᑎᓂᐅᔪᑦ ᐊᓯᖏᑦ ᓇᒥᓂᖏᓐᓄᑦ ᐃᓱᒪᒋᔭᐅᔪᖅ ᒫᓃᓐᓂᖓᓂᒃ 54-70%. ᑕᐃᒪᓕ ᖃᔅᓯᐅᓂᖏᑦ ᐱᓕᕆᑦᑎᓂᐅᔪᑦ ᐅᓄᕐᓯᕙᓪᓕᐊᑎᓪᓗᒋᑦ, ᐊᕕᒃᓯᒪᓂᒃᑯᑦ ᐱᓕᕆᑦᑎᓂᐅᔪᑦ ᐊᓯᖏᑦ ᓇᒥᓂᖏᓐᓄᑦ ᐅᑯᓇᙵᓪᓕ ᑲᑎᕈᑎᒃ ᐃᓄᐃᑦ ᐊᒻᒪ ᓄᓇᕗᑦ ᐊᔾᔨᒌᑲᑕᐃᓐᓇᖅᑐᖅ ᖁᓛᓂᕈᓂ 55%.

ᑕᑯᒋᐊᒃᑲᓐᓂᖅᓱᒋᑦ ᑕᒪᒃᑯᐊ ᐊᖏᕐᑲᑎᒌᖕᓂᒃᑯᑦ ᐱᓕᕆᑦᑎᓂᐅᔪᑦ ᑐᓂᔭᐅᔪᑦ ᐃᓄᐃᑦ ᐊᒻᒪ ᓄᓇᕗᑦ ᓇᒥᓂᓇᙱᑕᖏᓐᓄᑦ ᐅᕝᕙᓘᓐᓃᑦ ᐅᑯᓄᖓ ᐊᓯᖏᑦ ᓇᒥᓂᓇᙱᑕᖏᓐᓄᑦ ᓇᓗᓇᐃᒃᑯᑎᐅᕙᖅ ᐊᒥᓱᑦ ᐊᑐᐃᓐᓇᐅᙱᑦᑐᑦ ᐱᔨᑦᑎᕋᐅᑎᑦ ᒪᑯᑎᑐᓇᖅ ᐸᕐᑭᔭᖃᕐᓂᕐᒥᒃ ᐊᖏᑭᑎᑎᒍᑦ ᐅᑯᓄᖓ ᒪᓕᒐᓕᓇᔨᒃᑯᓐᓄᑦ, ᐃᓱᒪᓕᓇᓂᕐᒧᑦ, ᐋᕿᒃᓯᒪᔪᖅ ᑲᒪᒋᔭᐅᙱᓐᓇᓇᐊᓕᖕᓄᑦ ᐊᖏᕋᕐᖃᕐᕕᒃ, ᑭᒍᑎᓕᓇᔭᐅᓂᖅ, ᐅᑯᓄᖓ ᐋᓐᓂᐊᖃᕐᓇᙱᑕᑐᓕᓇᔨᒃᑯᓐᓄᑦ ᐊᒻᒪ ᐃᓄᓕᓇᔨᒃᑯᓐᓄᑦ ᐊᒻᒪᓗ ᑐᓴᐅᒪᔾᔪᑎᓕᓇᓂᕐᒧᑦ ᐱᔨᑦᑎᕋᐅᑎᓕᓇᓂᕐᓄᑦ ᐅᑯᓄᖓ ᓄᓇᓕᖕᓂ ᒐᕙᒪᒃᑯᓐᓂᓪᓗ ᐱᔨᑦᑎᕋᐅᑎᓕᓇᔨᒃᑯᓐᓄᑦ. ᖃᔅᓯᐅᓂᖏᑦ ᐊᓯᖏᑦ ᓇᒥᓂᖏᓐᓄᑦ ᐃᓚᖃᒃᓴᔪᑦ ᒪᑯᓂᖓ ᐊᖏᖃᑎᒌᖕᓂᒃᑯᑦ (AOM) ᓂᐅᕕᒋᓐᓇᐅᑎᑦ ᐅᑯᓄᖓ “ᐊᓯᖏᑦ” ᓇᒥᓂᓇᖏᓐᓄᑦ ᐃᓚᖃᖅᑐᑦ ᓄᓇᕗᑦ ᐊᕐᕌᒍᑕᒫᓐ ᐃᒥᐊᓗᖕᓂ ᐱᑖᓇᐊᖃᕐᓂᖏᓐᓄᑦ ᐊᒻᒪ ᐅᕐᓱᐊᓗᒃᑖᕐᕕᐅᕙᒃᑐᓄᑦ – ᐱᕐᑯᑏᑦ ᐊᑐᐃᓐᓇᐅᙱᑦᑐᑦ ᓄᓇᕗᒥᑦ ᓂᐅᕕᒐᒃᓴᐅᓗᑎᒃ.

2. ᖃᓄᐃᑦᑑᓂᖏᑦ ᐊᖏᕐᑲᑎᑦᑏᖕᓂᒃᑯᑦ ᐱᓕᕆᑎᑦᑎᓂᐅᔪᑦ

ᐅᓇ ᐅᖃᐅᓯᕐᑲᖅᑐᖅ ᖃᓄᐃᓕᖕᒐᓂᖏᓐᓂᒃ ᐊᖏᕐᑲᑎᑦᑏᖕᓂᒃᑯᑦ ᐱᓕᕆᑎᑦᑎᓂᐅᔪᑦ ᑐᓂᔭᐅᓯᒪᔪᑦ ᐱᖕᒐᓲᓕᖕᒐᑦᓗᑎᒃ ᐊᑭᖏᑦᑎᒍᑦ:

ᐱᓕᕆᑎᑦᑎᓂᐅᔪᑦ > $5,000-ᒥᑦ <=$25,000-ᒧᑦ

ᐱᓕᕆᑎᑦᑎᓂᐅᔪᑦ >$25,000-ᒥᑦ <=$100,000-ᒧᑦ

ᐱᓕᕆᑎᑦᑎᓂᐅᔪᑦ >$100,000.

ᐊᑐᓂ ᖃᓄᐃᑦᑑᓂᖏᑦ ᖃᐅᔨᓴᖅᑕᐅᖅᑲᖅᑕᖅᑐᖅ ᐊᖏᓂᖏᑦᑎᒍᑦ ᐊᒻᒪ ᐊᑭᖏᑦᑎᒍᑦ ᐊᒻᒪ ᐊᕕᒃᑐᖅᑕᐅᓂᒃᑲᓐᓂᐸᒃᓗᑎᒃ ᐊᖏᓂᖏᑦᑎᒍᑦ ᐊᒻᒪ ᐊᑭᖏᑦᑎᒍᑦ ᐅᑯᑎᒎᓇᖅ ᐃᓄᐃᑦ, ᓄᓇᕗᑦ ᐊᒻᒪ ᐊᓯᖏᑦ.

ᐊᑖᓂ ᑎᑎᖅᑐᒐᖅ "ᓄᓇᕗᑦ ᒐᕙᒪᒃᑯᑦ ᑐᓂᓯᖃᑦᑕᕐᓂᖏᑦ ᐱᓕᕆᑎᑦᑎᓂᐅᔪᓂᒃ ᐊᑭᖏᑦᑎᒍᑦ ᑐᓂᔭᐅᔪᑦ – ᐊᑭᖏᑦᑎᒍᑦ – ᐃᓚᐅᑦᓗᑎ ᐱᓕᕆᑎᑦᑎᓂᐅᔪᑦ ᐱᖁᑎᑖᕈᑎᓂᒃ" ᓇᐃᓈᖁᓯᒪᔪᒃᑯᑦ ᑐᓂᓯᖃᑦᑕᕐᓂᖏᑦ ᐱᓕᕆᑎᑦᑎᓂᐅᔪᓂᒃ ᐊᑭᖏᑦᑎᒍᑦ ᑐᓂᔭᐅᔪᑦ ᐊᖏᓂᖏᑦᑎᒍᑦ ᐃᓚᐅᑦᓗᑎᒃ ᐱᓕᕆᑎᑦᑎᓂᐅᔪᑦ ᐱᖁᑎᑖᕈᑎᓄᑦ.

ᓄᓇᕗᑦ ᒐᕙᒪᖕᒐ
ᑐᓂᓯᖃᑦᑕᕐᓂᖅ ᐱᓕᕆᑎᑦᑎᔾᔪᑎᒃ ᖃᓄᐃᑦᑑᓂᖏᑦᑎᒍᑦ
ᐊᖏᓂᖏᑦᑎᒍᑦ ᐃᓚᐅᑦᓗᑎᒃ ᐱᓕᕆᑎᑦᑎᓂᐅᔪᑦ ᐱᖁᑎᑖᕈᑎᓄᑦ
2018/19

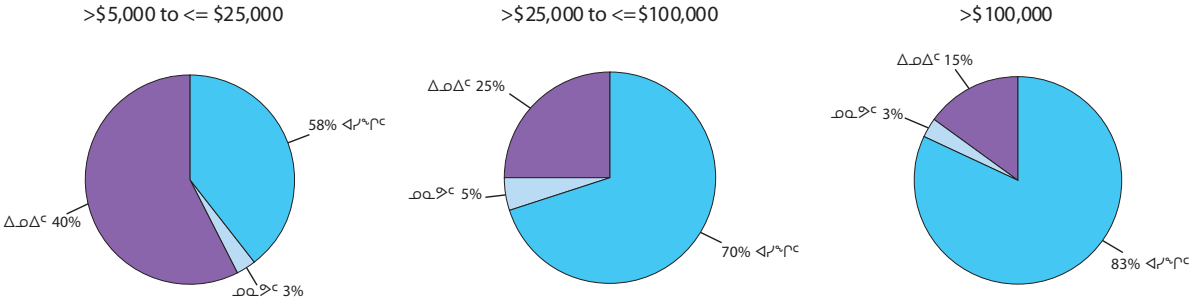

ᑐᓂᓯᖃᑦᑕᕐᓂᖅ ᐱᓕᕆᑎᑦᑎᓂᐅᔪᓂᒃ ᐊᑭᖏᑦᑐᒍᑦ – ᐊᖏᓂᖏᑦᑎᒍᑦ – ᐃᓚᐅᑦᓗᑎᒃ ᐱᖁᑎᑖᕈᑎᑦ

2018/19

ᖃᓄᐃᑦᑑᓂᖕᒐ	ᑐᓂᔭᐅᓯᒪᔪᑦ		ᐃᓄᐃᑦ		ᓄᓇᕗᑦ		ᐊᓯᖏᑦ	
>$5,000-ᒥᑦ <=$25,000-ᒧᑦ	1,200	44%	477	40%	32	3%	691	58%
>$25,000-ᒥᑦ <=$100,000-ᒧᑦ	892	32	221	25	43	5	628	70
>$100,000	653	24	95	15	17	3	541	83
ᑲᑎᖕᓗᑎᒃ	2,745	100%	793	29%	92	3%	1,860	68%

2017/18

ᖃᓄᐃᑦᑑᓂᖕᒐ	ᑐᓂᔭᐅᓯᒪᔪᑦ		ᐃᓄᐃᑦ		ᓄᓇᕗᑦ		ᐊᓯᖏᑦ	
>$5,000-ᒥᑦ <=$25,000-ᒧᑦ	1,126	44%	382	34%	20	2%	724	64%
>$25,000-ᒥᑦ <=$100,000-ᒧᑦ	889	35	222	25	25	3	642	72
>$100,000	548	21	102	19	20	4	426	78
ᑲᑎᖕᓗᑎᒃ	2,563	100%	706	28%	65	3%	1,792	70%

2016/17

ᖃᓄᐃᑦᑑᓂᖕᒐ	ᑐᓂᔭᐅᓯᒪᔪᑦ		ᐃᓄᐃᑦ		ᓄᓇᕗᑦ		ᐊᓯᖏᑦ	
>$5,000-ᒥᑦ <=$25,000-ᒧᑦ	1,101	45%	368	33%	15	1%	718	65%
>$25,000-ᒥᑦ <=$100,000-ᒧᑦ	742	30	237	32	18	2	487	66
>$100,000	607	25	119	20	24	4	464	76
ᑲᑎᖕᓗᑎᒃ	2,450	100%	724	30%	57	2%	1,669	68%

ᓇᓗᓇᐃᒃᑯᑎ ᖁᑖᓂ ᓴᖅᑭᑎᑦᑎᓯᒪᔪᖅ ᑲᑎᓯᒪᓪᓗᑎᒃ ᐃᓄᐃᑦ ᐊᒻᒪ ᓄᓇᕗ ᓇᖕᒥᓂᖕᒋᑦ ᒋᒐᓴᐅᑎᔪᓐᓇᖅᓴᐅᓂᖕᒋᓐᓂᒃ ᐊᑭᖅᑲᖅᑐᓂᒃ $25,000 ᑐᖕᒐᓂ. ᐊᑭᖕᒋᑦ ᐱᓕᕆᑎᑦᑎᓂᐅᔪᑦ ᐊᖕᒋᓪᓕᕙᓪᓕᐊᑎᓪᓗᒋᑦ ᐃᓄᐃᑦ ᐊᒻᒪ ᓄᓇᕗᑦ ᓇᖕᒥᓂᖕᒋᑦ ᓵᓚᖅᑲᖕᒋᓐᓂᖅᓴᐅᖅᑲᑦᑕᖅᑐᑦ ᐊᒥᓱᓂᒃ ᐱᓕᕆᑎᑦᑎᓂᐅᔪᓂᒃ. ᐅᓇ ᖃᐅᔨᓴᖅᓂᖅ ᓱᓕᔪᖅ ᑕᒪᐃᓐᓄᑦ 12-ᓂ ᐅᓂᒃᑳᓕᐊᖑᕙᓪᓕᐊᔪᓂᒃ.

ᐃᒪᓐᓇᐃᓯᒪᔪᖅ (ᐱᖓᓱᑦ (3) ᐊᖅᑖᒍᓄᑦ) ᑐᓂᓯᖅᑲᑦᑕᖅᓂᐅᔪᖅ:

	ᐃᓄᐃᑦ/ᓄᓇᕗᑦ	ᐊᓯᖏᑦ
>$5,000-ᒥᑦ <=$25,000-ᒧᑦ	38%	62%
>$25,000-ᒥᑦ <=$100,000-ᒧᑦ	31%	69%
>$100,000	21%	79%

ᑎᑎᑐᒐᖅᓯᒪᔪᑦ ᐊᒻᒪ ᓇᓗᓇᐃᒃᑯᑎᐅᔪᑦ ᖁᑖᓂ ᓴᖅᑭᑎᑦᑎᓯᒪᔪᑦ ᑐᓂᓯᓂᐅᕙᒃᑐᓂᒃ ᐱᓕᕆᑎᑦᑎᓂᐅᔪᓂᒃ ᐃᓄᐃᑦ ᐊᒻᒪ ᓄᓇᕗᑦ ᓇᖕᒥᓂᖕᒋᓐᓄᑦ ᐱᖓᓱᓕᖕᒐᔪᓂᒃ ᐊᑭᖕᒋᑦᑎᒍᑦ ᓇᓗᓇᐃᒃᑯᑎᓂᒃ. ᐅᑯᐊ ᐊᑖᓂ ᐳᓴᓐᑎᑎᒎᖕᒐᔪᑦ ᖃᓯᐅᓂᖕᒋᑦ ᐱᓕᕆᑎᑦᑎᓂᐅᔪᑦ ᐃᓄᐃᑦ ᐊᒻᒪ ᓄᓇᕗᑦ ᓇᖕᒥᓂᖕᒋᓐᓄᑦ ᑮᓇᐅᔭᐃᑦ ᓇᓗᓇᐃᖅᑕᐃᓯᒪᓂᖕᒋᑦᑎᒍᑦ:

- ᐊᖅᑖᒍᒧᑦ 2018/19, 44% ᑕᒪᐃᓐᓂ ᐊᖏᓂᖕᒋᑦᑎᒍᑦ ᐱᓕᕆᑎᑦᑎᓂᐅᔪᓈᓚᐅᖅᑐᑦ ᐊᑭᖅᑲᖅᑐᓂᒃ ᖁᑎᐊᓂᒃ $5,000 ᐊᒻᒪ $25,000; ᐃᓄᐃᑦ ᐊᒻᒪ ᓄᓯᕗᑦ ᓇᖕᒥᓂᖕᒋᓐᓂᒃ ᓵᓚᖅᑲᖅᓯᒪᔪᑦ 43% ᐊᖏᑎᒋᓂᖕᒋᑦᑎᒍᑦ ᐱᓕᕆᑎᑦᑎᓂᐅᔪᑦ ᑕᒪᐅᓇ ᐊᑭᖅᑲᖅᑐᓂᒃ. ᖁᑦᑎᒃᓯᕙᓪᓕᖅᑐᖅ 7% ᐊᖅᑖᓂ ᐊᕕᒃᑐᖅᓯᒪᓂᕆᓚᐅᖅᑕᖏᒍᑦ.
- 32% ᐱᓕᕆᑎᑦᑎᓂᐅᔪᓂᒃ ᐊᖏᓂᖅᓴᐅᓚᐅᖅᑐᑦ $25,000-ᓂᒃ ᐊᒻᒪ ᑐᖕᒐᓃᓗᑎᒃ ᓇᓕᒧᒃᓯᐅᑎᓪᓗᑎᒡᔫᓐᓃᑦ $100,000-ᖏᓐᓃᑦᑐᓂᒃ; ᐃᓄᐃᑦ ᐊᒻᒪ ᓄᓇᕗᑦ ᓇᖕᒥᓂᖕᒋᑦ ᓵᓚᖅᑲᓚᐅᖅᑐᑦ 30% (ᐃᓄᐃᑦ 25% ᐊᒻᒪ ᓄᓇᕗᑦ 5%) ᐱᓕᕆᑎᑦᑎᓂᐅᔪᓂᒃ ᐊᖏᓂᖕᒋᑦᑎᒍᑦ ᐅᕝᕙᓇ ᐊᑭᖕᒋᑦᑎᒍᑦ ᐊᕕᒃᑐᖅᑕᐅᓯᒪᓂᒃᑯᑦ.
- 24% ᐱᓕᕆᑎᑦᑎᓂᐅᔪᓂᒃ ᑐᓂᔭᐅᔪᓂᒃ ᐱᓕᕆᑎᑦᑎᓂᐅᓚᐅᖅᑐᑦ ᐅᖓᑖᓃᑦᑐᓂᒃ $100,000; ᐃᓄᐃᑦ ᐊᒻᒪ ᓄᓇᕗᑦ ᓇᖕᒥᓂᖕᒋᑦ ᓵᓚᒃᓴᖅᓯᒪᓪᓗᑎᒃ 18% ᐊᖏᓂᖕᒋᑦᑎᒍᖓᓂᒃᑯᑦ ᑖᒃᑯᐊ ᐱᓕᕆᑎᑦᑎᓂᐅᔪᑦ. ᐅᓇ ᐊᑦᑎᒃᓯᕙᓪᓕᖅᑐᖅ 5%-ᒥᑦ ᐊᖅᑖᓂᐅᓚᐅᖅᑐᒥᓐ.

ᐊᖅᑖᒍᓂ ᐱᖓᓱᓂᒃ ᓇᓗᓇᐃᖅᑕᐅᓯᒪᔪᓂᒃ ᐅᕙᓂ ᐅᓂᒃᑳᒥ, ᐊᖏᓂᖕᒋᑦᑎᒍᑦ ᐊᕕᒃᑐᖅᓯᒪᓂᐅᔪᑦ ᐊᔾᔨᒌᖏᓐᓇᐸᓗᒃᑐᑦ:

- ᐱᓕᕆᑎᑦᑎᓂᐅᔪᑦ >$5,000-ᒥᑦ <$25,000-ᒧᑦ ᓴᖅᑭᑎᑦᑎᓯᒪᔪᖅ ᒫᓂ 45%-ᖏᓐᓂᒃ ᐱᓕᕆᑎᑦᑎᓂᐅᔪᓂᒃ.
- ᐱᓕᕆᑎᑦᑎᓂᐅᔪᑦ ᖁᑎᐊᓂᒃ $25,000 ᐊᒻᒪ $100,000 ᒫᓃᓪᓗᐊᖅᑐᖅ 32% ᑲᑎᖕᓗᑎᒃ ᐊᖏᓂᖕᒋᑦᑎᒍᑦ.
- ᐱᓕᕆᑎᑦᑎᓂᐅᔪᑦ ᐅᖓᑖᓂ $100,000 ᓴᖅᑭᑎᑦᑎᓯᒪᔪᑦ ᒫᓂ 23% ᖃᑎᖕᓗᑎᒃ ᐊᖏᓂᖕᒋᑦᑎᒍᑦ.
- 2005/06-ᒥ ᒪᐅᖓ 2014/15, ᑕᒪᐃᓐᓂᓕᒫᖅ ᐊᑐᖅᑕᐅᕙᓪᓕᐊᓂᐅᔪᖅ ᐊᖅᑖᒍᓂ 9-ᓂ ᓴᖅᑭᑎᑦᑎᓯᒪᔪᖅ ᐱᓕᕆᑎᑦᑎᓂᐅᔪᓂᒃ ᒫᓃᑦᑐᓂᒃ "ᐊᓯᖏᑦ" (ᐃᓄᐃᑦ ᐊᒻᒪ ᓄᓇᕗᑦ ᓇᖕᒥᓂᕆᖕᒋᖕᒋᑦ) ᓵᓚᓴᖅᓂᖅᓴᐅᖅᑲᑦᑕᓚᐅᖅᑐᑦ ᐊᖏᓂᖅᓴᓂᒃ ᐱᓕᕆᑎᑦᑎᓂᐅᔪᓂᒃ ᐅᓄᖅᓂᖕᒋᑦᑎᒍᑦ. ᐅᓇ ᓴᖅᑭᔭᖅᑎᑦᑎᔪᖅ ᐅᓄᖅᓯᕙᓪᓕᖅᓂᖅᒥᒃ ᑎᑭᐅᑎᑲᓴᒃᑐᒥᑦ 2% ᐊᖅᑐᒥ ᐳᓴᖅᑎᑎᒍᑦ. ᑭᓯᐊᓂᓕ 2015/16-ᒥ, ᑕᑯᕗᒍᑦ ᒥᒃᓱᕙᓪᓕᖅᓂᖅᒥᒃ 5%-ᒥ ᐊᕕᒃᑐᖅᓯᒪᓂᒃᑯᑦ. 2016/17-ᒥ ᑕᑯᓚᐅᖅᐸᕗᑦ "ᐊᓯᖏᑦ" ᐅᑎᖅᓯᒪᓕᓚᐅᖅᓂᖕᒋᑕ 2014/15-ᒥ ᖁᑦᑎᓂᓇᓚᐅᖅᑕᖏᓄᑦ 68%-ᒧᑦ. 2017/18-ᒥ ᑕᑯᕗᒍᑦ "ᐊᓯᖏᑦ" ᖁᑦᑎᖕᓂᖅᐸᒦᓐᓂᖕᒐᓂᒃ ᐊᖅᑖᒍᑦ 12 ᐃᓗᐊᓂᑦ ᒫᓃᓗᓂ 70%. 2018/19-ᒥ, ᐊᓯᖏᑦ ᓵᓚᒃᓴᓚᐅᖅᑐᑦ 68%-ᒥᒃ. ᑖᒃᑯᐊᓗ ᖁᑦᑎᒃᑐᒦᖏᓐᓇᓚᐅᖅᑐᑦ.

ᐊᖏᓂᖕᒋᑦᑎᒍᑦ ᐱᓕᕆᑎᑦᑎᓂᐅᔪᑦ ᑐᓂᔭᐅᓯᒪᔪᑦ

ᐊᖅᑖᒍ	ᑲᑎᖕᓗᑎᒃ	ᐃᓄᐃᑦ	%	ᓄᓇᕗᑦ	%	ᐊᓯᖏᑦ	%
2018/19	2745	793	29%	92	3%	1860	68%
2017/18	2563	706	28%	65	3%	1792	70%
2016/17	2450	724	30%	57	2%	1669	68%
2015/16	1978	623	31%	108	5%	1247	63%
2014/15	2002	567	28%	65	3%	1370	68%
2013/14	1909	563	29%	58	3%	1288	67%
2012/13	1814	533	29%	72	4%	1209	67%
2011/12	1880	654	35%	76	4%	1150	61%
2010/11	1822	637	35%	121	7%	1064	58%
2009/10	1783	584	33%	177	10%	1022	57%
2008/09	1520	545	36%	150	10%	826	54%
2007/08	1442	534	37%	112	8%	796	55%
2006/07	1053	410	39%	63	6%	796	76%
13-ᓂ ᐊᖅᑖᒍᓂ ᐊᑐᖅᑕᐅᓯᒪᔪᖅ			32.2%		5.2%		64%

ᐊᑭᖏᑦᑎᒍᑦ ᐱᓕᕆᑎᑦᑎᓂᐅᔪᑦ ᑐᓂᔭᐅᓯᒪᔪᑦ (ᑕᐅᓴᖏᓐᓂᒃ ᑲᓇᑕᒥᐅᑦ ᑮᓇᐅᔭᖏᑦᑎᒍᑦ)

ᐊᖅᑭᒍ	ᑲᑎᕝᕗᑎᒃ $	ᐃᓄᐃᑦ $	ᐃᓄᐃᑦ %	ᓄᓇᕗᑦ $	ᓄᓇᕗᑦ %	ᐊᓯᖏᑦ $	ᐊᓯᖏᑦ %
2018/19	549,724	267,138	49%	7,665	1%	274,922	50%
2017/18	539,356	251,901	47%	6,053	1%	281,402	52%
2016/17	376,224	123,095	33%	11,703	3%	241,426	64%
2015/16	399,164	196,375	49%	11,241	3%	191,548	48%
2014/15	288,944	92,682	32%	11,487	4%	184,775	64%
2013/14	351,989	140,119	40%	36,187	10%	175,683	50%
2012/13	352,624	154,235	44%	34,435	10%	163,954	46%
2011/12	297,132	127,575	43%	12,176	4%	157,381	53%
2010/11	271,132	92,566	34%	18,553	7%	160,013	59%
2009/10	236,972	85,895	36%	23,825	10%	127,252	54%
2008/09	269,411	99,674	37%	18,660	7%	151,077	56%
2007/08	193,317	59,395	31%	16,371	8%	117,551	61%
2006/07	138,019	67,559	49%	8,347	6%	62,113	45%
13-ᓂ ᐊᖅᑭᒍᓂ ᐊᑐᖅᑕᐅᓯᒪᔪᑦ			40.3%		5.7%		54%

ᐊᖅᑭᒍᓂᒃ 13-ᓂ ᓴᖅᑭᑎᑦᑎᓯᒪᔪᖅ ᐃᓄᐃᑦ ᓇᖕᒥᓂᖏᑦ ᓵᓚᖅᑲᖅᓯᒪᓂᖏᓐᓂᒃ 32%-ᖏᓐᓂᒃ ᐊᖏᓂᖏᑦᑎᒍᑦ ᐊᒻᒪ 40.3% ᐊᑭᖏᑦᑎᒍᑦ ᑕᒪᐃᓐᓂ ᐱᓕᕆᑎᑦᑎᓂᐅᔪᓂᒃ. ᓄᓇᕗᑦ ᓇᖕᒥᓂᖏᑦ ᓵᓚᒃᓴᖅᓯᒪᔪᑦ 5.2% ᐊᖏᓂᖏᑦᑎᒍᑦ ᐊᒻᒪ 5.7% ᐊᑭᖏᑦᑎᒍᑦ ᑕᒪᐃᓐᓂ ᐱᓕᕆᑎᑦᑎᓂᐅᔪᓂᒃ. ᐊᓯᖏᑦ ᓇᖕᒥᓂᖏᑦ ᓵᓚᒃᓴᖅᓯᒪᓪᓗᑎᒃ 64% ᐊᖏᓂᖏᑦᑎᒍᑦ ᐊᒻᒪ 54% ᐊᑭᖏᑦᑎᒍᑦ ᑕᒪᐃᓐᓂ ᐱᓕᕆᑎᑦᑎᓂᐅᔪᓂᒃ.

ᖃᐅᔨᓴᕐᓂᖅ ᐃᓚᐅᙱᓗᑎᒃ ᐱᓕᕆᑦᑎᓂᐅᔪᑦ ᐱᕐᑯᑎᑖᕈᑎᓄᑦ

ᐊᑖᓂ ᑎᑎᖅᑐᒐᖅ "ᓄᓇᕗᑦ ᒐᕙᒪᒃᑯᑦ ᑐᓂᓯᖃᑦᑕᕐᓂᖏᑦ ᐱᓕᕆᑦᑎᓂᐅᔪᓂᒃ ᐊᑭᖏᑦᑎᒍᑦ ᑐᓂᔭᐅᔪᑦ - ᐊᑭᖏᑦᑎᒍᑦ - ᐃᓚᐅᑦᓗᑎ ᐱᓕᕆᑦᑎᓂᐅᔪᑦ ᐱᕐᑯᑎᑖᕈᑎᓂᒃ" ᓴᖅᑭᑎᑦᑎᓯᒪᔪᖅ ᑐᓂᓯᖃᑦᑕᕐᓂᖏᑦ ᐱᓕᕆᑦᑎᓂᐅᔪᓂᒃ ᐊᑭᖏᑦᑎᒍᑦ ᑐᓂᔭᐅᔪᑦ ᐊᖏᓂᖏᑦᑎᒍᑦ ᐃᓚᐅᙱᓗᑎᒃ ᐱᓕᕆᑦᑎᓂᐅᔪᑦ ᐱᕐᑯᑎᑖᕈᑎᓄᑦ.

ᓄᓇᕗ ᒐᕙᒪᖔᑦ
ᑐᓂᓯᖃᑦᑕᕐᓂᖅ ᐱᓕᕆᑦᑎᓂᐅᔪᓂᒃ ᐊᑭᖏᑦᑎᒍᑦ - ᐊᖏᓂᖏᑦᑎᒍᑦ
ᐃᓚᐅᙱᓗᑎᒃ ᐱᓕᕆᑦᑎᓂᐅᔪᑦ ᐱᕐᑯᑎᑖᕈᑎᓄᑦ
2018/19

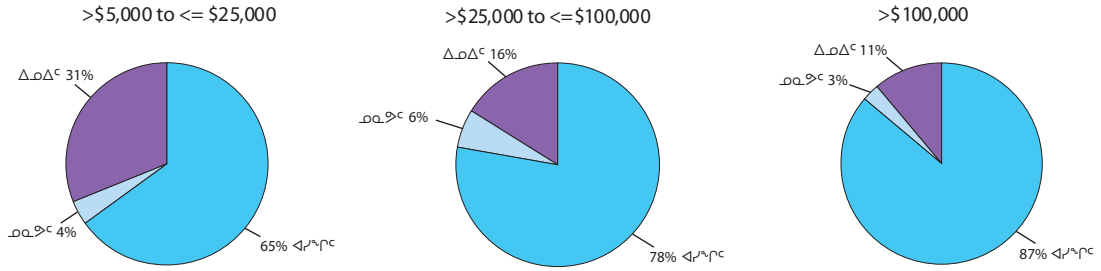

ᑐᓂᓯᖃᑦᑕᕐᓂᖅ ᐱᓕᕆᑦᑎᓂᐅᔪᓂᒃ ᐊᑭᖏᑦᑎᒍᑦ - ᐊᖏᓂᖏᑦᑎᒍᑦ - ᐃᓚᐅᙱᓗᑎᒃ ᐱᕐᑯᑎᑖᕈᑎᑦ

2018/19

ᖃᓄᐃᑦᑑᓂᖓ	ᑐᓂᔭᐅᓯᒪᔪᑦ		ᐃᓄᐃᑦ		ᓄᓇᕗᑦ		ᐊᓯᖏᑦ	
>$5,000-ᒥᑦ <=$25,000-ᒧᑦ	699	36%	215	31%	30	4%	454	65%
>$25,000-ᒥᑦ <=$100,000-ᒧᑦ	676	35	108	16	39	6	529	78
>$100,000	576	30	61	11	15	3	500	87
ᑲᑎᙵᑎᒃ	1,951	100%	384	20%	84	4%	1,483	76%

2017/18

ᖃᓄᐃᑦᑑᓂᖓ	ᑐᓂᔭᐅᓯᒪᔪᑦ		ᐃᓄᐃᑦ		ᓄᓇᕗᑦ		ᐊᓯᖏᑦ	
>$5,000-ᒥᑦ <=$25,000-ᒧᑦ	649	36%	158	24%	17	3%	474	73%
>$25,000-ᒥᑦ <=$100,000-ᒧᑦ	697	38	122	18	24	3	551	79
>$100,000	482	26	83	17	19	4	380	79
ᑲᑎᙵᑎᒃ	1,828	100%	363	20%	60	3%	1,405	77%

2016/17

ᖃᓄᐃᑦᑑᓂᖓ	ᑐᓂᔭᐅᓯᒪᔪᑦ		ᐃᓄᐃᑦ		ᓄᓇᕗᑦ		ᐊᓯᖏᑦ	
>$5,000-ᒥᑦ <=$25,000-ᒧᑦ	657	38%	157	24%	11	2%	489	74%
>$25,000-ᒥᑦ <=$100,000-ᒧᑦ	561	32	145	26	18	3	398	71
>$100,000	523	30	84	16	24	5	415	79
ᑲᑎᙵᑎᒃ	1,741	100%	386	22%	53	3%	1,302	75%

2018/19-ᒥ, ᓂᐅᕕᕈᓐᓇᐅᑎᑦ ᐱᓕᕆᑦᑎᓂᐅᔪᑦ ᐲᖅᑕᐅᓪᓗᑎᒃ, ᖃᔅᓯᐅᓂᖏᑦ ᐱᓕᕆᑦᑎᓂᐅᔪᑦ ᑐᖕᒐᓃᑦᑐᑦ $25,000 ᒥᒃᓵᕝᕙᓪᓕᖅᑐᑦ ᒫᓂ 42%-ᒥ. ᖃᔅᓯᐅᓂᖏᑦ ᐱᓕᕆᑦᑎᓂᐅᔪᑦ ᕿᑎᐊᓃᑦᑐᑦ $25,000 ᐊᒻᒪ $100,000 ᒥᒃᓵᕝᕙᓪᓕᖅᑐᑦ ᒫᓂ 24%-ᒥ. ᖃᔅᓯᐅᓂᖏᑦ ᐱᓕᕆᑦᑎᓂᐅᔪᑦ ᐅᖓᑖᓂ $100,000 ᒥᒃᓵᕝᕙᓪᓕᖅᑐᑦ 12%-ᒥ.

ᖁᑖᓂ ᑎᑎᖅᑐᒐᕐᒥ ᖃᐅᔨᓴᖅᐳᒍᑦ ᖃᔅᓯᐅᓂᖏᓐᓂᒃ ᐱᓕᕆᑦᑎᓂᐅᔪᑦ ᐃᓚᐅᙱᓗᑎᒃ ᐱᕐᑯᑎᑖᕈᑎᑦ. 2018/19-ᒥ ᐱᓕᕆᑦᑎᓂᐅᔪᑦ ᐱᕐᑯᑎᑑᕈᑎᓄᑦ ᓴᕿᔭᖅᑎᑦᑎᔪᖅ ᐊᖏᓂᖏᑦᑎᒍᑦ 794-ᓂᒃ ᐅᕝᕙᓘᓐᓃᑦ 29% ᑕᒪᐃᓐᓂ ᐱᓕᕆᑦᑎᓂᐅᔪᓂᒃ, 501 ᒫᓂ $5001-ᒥ $25,000-ᒧ (18%), 216 Lᑯᓄᖓ $25,000-$100,000 (8%) ᐊᒻᒪ 77 ᐅᖓᑖᓃᑦᑐᓂᒃ $100,000 (3%).

ᐊᒃᑐᐃᒍᑎᐅᔪᑦ ᐃᓄᐃᑦ ᓴᖕᒥᓂᖏᓐᓄᑦ, ᐱᕐᑯᑎᑖᕈᑎᑦ ᐲᕐᓯᒪᓪᓗᑎᒃ, ᐊᕕᒃᑐᖅᑕᐅᓯᒪᓂᖏᑦᑎᒍᑦ

- ᐳᓴᓐᑎᑎᒍᑦ ᐱᓕᕆᑎᑦᑎᓂᐅᔪᑦ ᑐᓂᔭᐅᔪᑦ ᐃᓄᐃᑦ ᓇᖕᒥᓂᖏᓐᓄᑦ ᒥᒃᓕᕝᕕᓪᓕᕐᓯᒪᔪᖅ 9% ᑕᒪᐃᓐᓂ ᐱᕐᑯᑎᑖᕈᑎᑦ ᐃᓚᐅᑎᑕᐅᙱᓗᑎᒃ.
- ᐳᓴᓐᑎᑎᒍᑦ ᐱᓕᕆᑎᑦᑎᓂᐅᔪᑦ > $5,000 ᒪᐅᖓ <=$25,000 ᑐᓂᔭᐅᔪᑦ ᐃᓄᐃᑦ ᓇᖕᒥᓂᖏᓐᓄᑦ ᒥᒃᓕᕝᕕᓪᓕᖅᑐᖅ 9% ᐱᕐᑯᑎᑖᕈᑎᑦ ᐃᓚᐅᑎᑕᐅᙱᓗᑎᒃ.
- ᐱᓕᕆᑎᑦᑎᓂᐅᔪᑦ >$25,000-ᒥᑦ <=$100,000-ᒧᑦ ᑐᓂᔭᐅᔪᑦ ᐃᓄᐃᑦ ᓇᖕᒥᓂᖏᓐᓄᑦ ᒥᒃᓕᕝᕕᓪᓕᖅᑐᖅ 9%-ᒥ.
- ᐱᓕᕆᑎᑦᑎᓂᐅᔪᑦ ᐅᖓᑖᓂ >$100,000 ᑐᓂᔭᐅᔪᑦ ᐃᓄᐃᑦ ᓇᖕᒥᓂᖏᓐᓄᑦ ᒥᒃᓕᕝᕕᓪᓕᖅᑐᑦ 4%-ᒥ, ᐱᕐᑯᑎᑖᕈᑎᓄᑦ ᐱᓕᕆᑎᑦᑎᓂᐅᔪᑦ ᐃᓚᐅᑎᑕᐅᙱᓗᑎᒃ.

ᐊᒃᑐᐃᒍᑎᐅᔪᑦ ᐃᓄᐃᑦ ᓇᖕᒥᓂᖏᓐᓄᑦ, ᐱᕐᑯᑎᑖᕈᑏᑦ ᐲᕐᓯᒪᓪᓗᑎᒃ, ᐊᕕᒃᑐᖅᑕᐅᓯᒪᓂᖏᑦᑎᒍᑦ

- ᐳᓴᓐᑎᑎᒍᑦ ᐱᓕᕆᑎᑦᑎᓂᐅᔪᑦ ᑐᓂᔭᐅᔪᑦ ᓄᓇᕗᑦ ᓇᖕᒥᓂᖏᓐᓄᑦ ᐊᖏᒃᓕᕝᕕᓪᓕᕐᓯᒪᔪᖅ 1% ᐱᕐᑯᑎᑖᕈᑎᑦ ᐃᓚᐅᑎᑕᐅᙱᓗᑎᒃ.
- ᐳᓴᓐᑎᑎᒍᑦ ᐱᓕᕆᑎᑦᑎᓂᐅᔪᑦ > $5,000 ᒪᐅᖓ <=$25,000 - ᑐᓂᔭᐅᔪᑦ ᓄᓇᕗᑦ ᓇᖕᒥᓂᖏᓐᓄᑦ ᑕᒪᐅᓇ ᐊᑭᕐᑲᖅᑐᓂᒃ ᐊᖏᒃᓕᕝᕕᓪᓕᕐᑐᖅ 1% ᐱᕐᑯᑎᑖᕈᑎᑦ ᐃᓚᐅᑎᑕᐅᙱᓗᑎᒃ.
- ᐱᓕᕆᑎᑦᑎᓂᐅᔪᑦ >$25,000-ᒥᑦ <=$100,000-ᒧᑦ – ᑐᓂᔭᐅᔪᑦ ᓄᓇᕗᑦ ᓇᖕᒥᓂᖏᓐᓄᑦ ᐊᖏᒃᓕᕝᕕᓪᓕᕐᑐᖅ 1%-ᒥ ᐱᕐᑯᑎᑖᕈᑏᑦ ᐃᓚᐅᑎᑕᐅᙱᓗᑎᒃ.
- ᐱᓕᕆᑎᑦᑎᓂᐅᔪᑦ >$100,000 – ᑐᓂᔭᐅᔪᑦ ᓄᓇᕗᑦ ᓇᖕᒥᓂᖏᓐᓄᑦ ᑕᒪᐅᓈᖓᔪᓂᒃ ᓱᕐᑯᓯᕐᓯᒪᙱᑦᑐᖅ ᐱᕐᑯᑎᑖᕈᑏᑦ ᐃᓚᐅᑎᑕᐅᙱᓗᑎᒃ.

ᐊᒃᑐᐃᒍᑎᐅᔪᑦ ᐊᓯᖏᑦ ᐱᓕᕆᐊᖏᓐᓄᑦ, ᐱᕐᑯᑎᑖᕈᑏ ᐃᓚᐅᑎᑕᐅᙱᓗᑎᒃ

- ᐳᓴᓐᑎᑎᒍᑦ ᐱᓕᕆᑎᑦᑎᓂᐅᔪᑦ ᑐᓂᔭᐅᔪᑦ ᐊᓯᖏᑦ ᓇᖕᒥᓂᖏᓐᓄᑦ ᐊᖏᒃᓕᕝᕕᓪᓕᕐᓯᒪᕗᖅ 8% ᐱᕐᑯᑎᑖᕈᑎᑦ ᐃᓚᐅᑎᑕᐅᙱᓗᑎᒃ.
- ᐳᓴᓐᑎᑎᒍᑦ ᐱᓕᕆᑎᑦᑎᓂᐅᔪᑦ > $5,000 ᒪᐅᖓ <=$25,000 - ᑐᓂᔭᐅᔪᑦ ᐊᓯᖏᑦ ᓇᖕᒥᓂᖏᓐᓄᑦ ᐊᖏᒃᓕᕝᕕᓪᓕᖅᑐᖅ 7%.
- ᐱᓕᕆᑎᑦᑎᓂᐅᔪᑦ >$25,000-ᒥᑦ <=$100,000-ᒧᑦ – ᑐᓂᔭᐅᔪᑦ ᐊᓯᖏᑦ ᓇᖕᒥᓂᖏᓐᓄᑦ ᐊᖏᒃᓕᕝᕕᓪᓕᖅᐳᖅ 8%-ᒥ.
- ᐱᓕᕆᑎᑦᑎᓂᐅᔪᑦ >$100,000 – ᑐᓂᔭᐅᔪᑦ ᐊᓯᖏᑦ ᓇᖕᒥᓂᖏᓐᓄᑦ ᐊᖏᒃᓕᒋᐊᖅᑐᖅ 4%-ᒥᑦ.

ᐊᕐᕌᒍᓚᐅᕐᑐᓂᒃ 12-ᓂ, ᑕᑯᔪᓐᓇᖅᑐᒍᑦ ᐱᕐᑯᑎᑖᕈᑏᑦ ᐊᖏᓂᖏᑦᑎᒍᑦ ᐱᓕᕆᑎᑦᑎᓂᐅᔪᓂᒃ ᐃᓚᐅᙱᓗᑎᒃ ᐃᓄᐃᑦ ᓇᖕᒥᓂᖏᑦ ᐊᑦᑎᖕᓂᕐᓴᐅᕙᒃᑐᖅ ᐳᓴᓐᑎᑎᒍᑦ ᐱᓕᕆᑎᑦᑎᓂᐅᔪᓂᒃ, ᐊᓯᖏᑦ ᓇᖕᒥᓂᖏᑦ ᐊᖏᓂᖏᑦ ᐳᓴᓐᑎᑎᒍᑦ ᑐᓂᔭᐅᕙᒃᓗᑎᒃ ᐱᓕᕆᑎᑦᑎᓂᐅᔪᓂᒃ.

ᐃᒪᓐᓇᐃᓕᖓᓂᕐᓴᐅᕙᒃᑐᖅ, ᐃᓄᐃᑦ ᐊᒻᒪ ᓄᓇᕗᑦ ᓇᖕᒥᓂᖏᑦ (ᐱᓗᐊᕐᑐᒥᒃ ᐃᓄᐃᑦ ᓇᖕᒥᓂᖏᑦ) ᓵᓚᕐᑲᕐᓂᕐᓴᐅᕐᑲᑦᑕᕐᑐᑦ ᐳᓴᓐᑎᑎᒍᑦ ᐱᓕᕆᑎᑦᑎᔾᔪᑎᓂᒃ ᐱᕐᑯᑎᑖᕈᑏ ᐃᓚᐅᑎᑕᐅᓪᓗᑎᒃ ᐱᓕᕆᑎᑦᑎᔾᔪᑏᑦ ᓇᓗᓇᐃᒃᑯᑎᖏᑦᑎᒍᑦ, ᑕᐃᒪᓕ ᐃᓱᒪᔪᓐᓇᖅᑐᒍᑦ ᐃᓄᐃᑦ ᐊᒻᒪ ᓄᓇᕗᑦ ᓇᖕᒥᓂᖏᑦ ᐱᒡᒍᓴᐅᑎᔪᓐᓇᕐᓂᕐᓴᐅᓂᖏᓐᓂᒃ ᓂᐅᕕᕈᓐᓇᐅᑏᑦ ᐃᓚᐅᑎᑕᐅᓪᓗᑎᒃ ᐱᓕᕆᑎᑦᑎᔾᔪᑎᓂᒃ ᒪᑯᓂᖓᐅᙱᓐᓂᕐᓴᖅ ᖃᐅᔨᒋᐊᕐᓂᕐᒧᑦ ᐱᔨᑦᑎᕋᐅᑎᓂᒡᓕ.

ᖃᐅᔨᓴᖕᓂᖅ ᐱᓕᕆᑦᑎᓂᐅᔪᓂᒃ ᖃᓄᐃᑦᑑᓂᖏᑦᑎᒍᑦ

ᐱᓕᕆᑦᑎᓂᐅᔪᑦ >$25,000 ᒪᐅᖓ <=$100,000: ᐊᑭᖏᑦᑎᒍᑦ

ᐊᑖᓂ ᑎᑎᖅᑐᒐᖅ "ᓄᓇᕗᑦ ᒐᕙᒪᒃᑯᑦ ᑐᓂᓯᖃᑦᑕᖕᓂᖏᑦ ᐱᓕᕆᑦᑎᓂᐅᔪᓂᒃ ᖃᓄᐃᑦᑑᓂᖏᑦᑎᒍᑦ - ᒪᓕᒃᓗᑎᒃ ᐊᑭᖏᑦᑎᒍᑦ - ᐱᓕᕆᑦᑎᓂᐅᔪᓄᑦ >$25,000-ᒥᑦ ᒪᐅᖓ <= $100,000-ᒧᑦ - ᐃᓚᐅᙱᓗᑎᒃ ᐱᖁᑎᑖᕈᑎᑦ" ᓴᖅᑭᑦᑎᓯᒪᔪᖅ ᑐᓂᓯᖃᑦᑕᖕᓂᕐᒥᒃ ᐱᓕᕆᑦᑎᓂᐅᔪᓂᒃ ᐊᑭᖏᑦᑎᒍ ᐱᓕᕆᑦᑎᓂᐅᔪᓄᑦ ᐊᑭᑐᓂᖅᓴᓂᒃ $25,000 ᐊᒻᒪ ᐊᑭᑭᓐᓂᖅᓴᓂᒃ ᓇᓚᒧᑎᔪᓂᓘᓐᓃᑦ $100,000-ᓂᒃ ᐃᓚᐅᙱᓗᑎᒃ ᐱᖁᑎᑖᕈᑎᑦ.

ᓄᓇᕗᑦ ᒐᕙᒪᖓ
ᑐᓂᓯᖃᑦᑕᖕᓂᒻ ᐱᓕᕆᑦᑎᓂᐅᔪᓂᒃ ᖃᓄᐃᑦᑑᓂᖏᑦᑎᒍᑦ – ᐊᑭᖏᑦᑎᒍᑦ
ᐱᓕᕆᑦᑎᓂᐅᔪᓂᒃ > $25,000 ᐅᕗᖓ <= $100,000
ᐃᓚᐅᙱᓗᑎᒃ ᐱᖁᑎᑖᕈᑎᑦ
2018/19

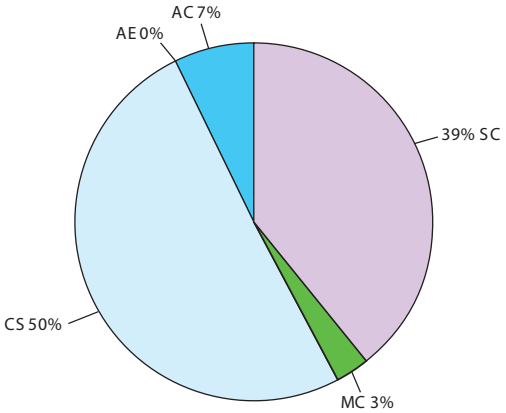

ᑐᓂᓯᖃᑦᑕᖕᓂᖅ ᐱᓕᕆᑦᑎᓂᐅᔪᓂᒃ ᐊᑭᖏᑦᑎᒍᑦ – ᐊᑭᖏᑦᑎᒍᑦ ᐱᓕᕆᑦᑎᓂᐅᔪᓄᑦ > $25,000 ᒪᐅᖓ <= $100,000 – ᐃᓚᐅᙱᓗᑎᒃ ᐱᖁᑎᑖᕈᑎᑦ (ᑕᐅᓴᖏᓐᓂᒃ)

ᖃᓄᐃᑦᑑᓂᖓ	2018/19		2017/18		2016/17	
ᖃᖓᑕᓱᒥ ᐊᑐᖅᓂᖅ (AC)	$ 2,839	7%	$ 2,808	7%	$ 3,377	10%
ᑎᑎᕋᐅᔭᖅᓂᖅ/ᓴᓇᔭᕆᐊᓕᕆᓂᖅ (AE)	124	-	820	2	842	3
ᖃᐅᔨᓇᓱᖕᓂᕐᒧᑦ ᐱᔨᑦᑎᕋᐅᑎᑦ (CS)	19,105	50	16,728	44	9,351	28
ᒥᑭᑦᑐᑦ ᐃᒡᓗᓕᕆᓂᐅᔪᑦ ᓱᕋᒃᓯᒪᔪᓕᕆᓂᕐᒧᑦᓘᓐᓃᑦ (MC)	1,206	3	1,820	5	3,601	11
ᐱᔨᑦᑎᕋᐅᑎᓂ ᐱᓕᕆᑦᑎᓂᖅ (SC)	14,847	39	15,594	41	15,665	48
ᑲᑎᕗᑎᒃ	$38,121	100%	$ 37,770	100%	$32,836	100%

ᖁᓛᓂ ᓇᓗᓇᐃᒃᑯᑎ ᓴᖅᑭᔾᖅᑎᑦᑎᔪᖅ ᑐᓂᓯᓂᐅᖃᑦᑕᖅᑐᓂᒃ ᐱᓕᕆᑦᑎᔾᔪᑎᓂᒃ ᖃᓄᐃᑦᑑᓂᖏᑦᑎᒍᑦ ᐊᒻᒪ ᐊᑭᖃᖅᑐᓂᒃ $25,000-ᓂᑦ $100,000-ᓄᑦ ᐃᓚᐅᙱᓗᑎᒃ ᐱᖁᑎᑖᕈᑎᑦ.

ᖃᐅᔨᔪᓐᓇᖅᑐᒍᑦ ᐊᑦᑏᒍᓂ 9-ᓂ ᐊᓂᒍᖅᑐᓂᒃ Lᑯᓄᖓ ᐱᓕᕆᑦᑎᓂᐅᔪᓄᑦ ᐊᑭᖃᖅᑐᓂᒃ ᒫᖕᒐᑦ $25,000 ᒪᐅᖓ $100,000 ᐃᓚᐅᙱᓗᑎᒃ ᐱᖁᑎᑖᕈᑎᑦ.

- ᖃᖓᑕᓱᓂ ᐊᑐᖅᑐᐊᖅᓂᖅ ᒫᓃᐸᓗᒃᑐᖅ 7-10% ᑲᑎᕗᑎᒃ ᐊᑭᖏᑦᑎᒍᑦ.
- ᑎᑎᕋᐅᔭᖅᓂᖅ/ᓴᓇᔭᕆᐊᓕᕆᓂᖅ ᒫᓃᐸᓗᒃᑐᖅ 0-5% ᑲᑎᕗᑎᒃ ᐊᑭᖏᑦᑎᒍᑦ.
- ᐊᔪᖅᓇᐸᓗᖕᒪᑦ ᖃᓄᐃᓕᐅᕈᓯᐅᕙᖕᓂᖏᓐᓂᒃ ᐅᑯᓄᖓ ᐱᔨᑦᑎᕋᐅᑎᓄᑦ ᐱᓕᕆᑦᑎᓂᓂᕐᒧᑦ ᐊᒻᒪ ᖃᐅᔨᓇᓱᖕᓂᕐᒧᑦ ᐱᔨᑦᑎᕋᐅᑎᑦ. ᐊᑐᖅᑕᐅᒐᔪᖕᒪᑕ ᐊᔾᔨᒌᒃᑐᒃᑯᑦ. ᑲᑎᕗᑎᒃ ᒫᓃᑦᑐᑦ 75 – 85%.

ᐱᓕᕆᑎᑦᑎᓂᐅᔪᑦ >$25,000 ᒪᐅᖓ <=$100,000: ᐊᖏᓂᖏᑦᑎᒍᑦ ᖃᓄᐃᑦᑑᓂᖏᑦᑎᒍᑦ

ᐊᑖᓂ ᑎᑎᖅᑐᒐᖅ *“ᓄᓇᕗᑦ ᒐᕙᒪᒃᑯᑦ ᑐᓂᓯᖃᑦᑕᖅᓂᖏᑦ ᐱᓕᕆᑎᑦᑎᓂᐅᔪᓂᒃ ᖃᓄᐃᑦᑑᓂᖏᑦᑎᒍᑦ – ᒪᓕᒃᑯᑎᒃ ᐊᑭᖏᑦᑎᒍᑦ ᐱᓕᕆᑎᑦᑎᓂᐅᔪᓂᒃ > $25,000 ᒪᐅᖓ <= $100,000-ᒍᑦ – ᐃᓚᐅᖕᒋᑯᑎᒃ ᐱᖁᑎᑖᕈᑎᑦ”* ᓴᖅᑭᑎᑦᑎᓯᒪᔪᖅ ᑐᓂᓯᖃᑦᑕᖅᓂᖅᒥᑦ ᐱᓕᕆᑎᑦᑎᐅᔪᓂᒃ ᖃᓄᐃᑦᑑᓂᖓᒍᑦ ᐊᖏᓂᖏᑦᑎᒍ ᐱᓕᕆᑎᑦᑎᓂᐅᔪᓂᒃ ᐊᑭᑐᓂᖅᓴᓂᒃ $25,000 ᐊᒻᒪ ᐊᑭᑭᓐᓂᖅᓴᓂᒃ ᓇᓕᒧᑎᔪᓂᒃᓗᓐᓃᑦ $100,000 ᐃᓚᐅᖕᒋᑯᑎᒃ ᐱᖁᑎᑖᕈᑎᑦ.

ᓄᓇᕗᑦ ᒐᕙᒪᖓ
ᑐᓂᓯᖃᑦᑕᖅᓂᖅ ᐱᓕᕆᑎᑦᑎᓂᐅᔪᓂᒃ ᖃᓄᐃᑦᑑᓂᖏᑦᑎᒍᑦ – ᒪᓕᒃᑯᑎᒃ ᐊᖏᓂᖏᑦᑎᒍᑦ
ᐱᓕᕆᑎᑦᑎᓂᐅᔪᑦ> $25,000 ᐅᕗᖓ <= $100,000
ᐃᓚᐅᖕᒋᑯᑎᒃ ᐱᖁᑎᑖᕈᑎᑦ
2018/19

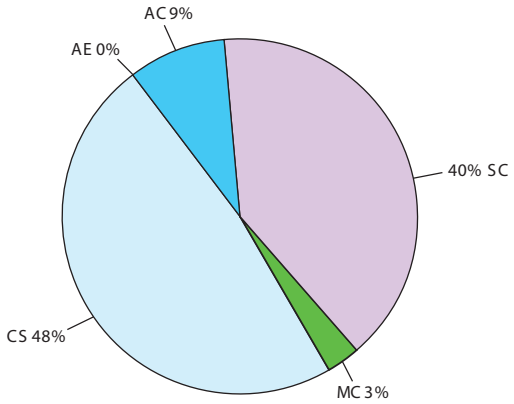

ᑐᓂᓯᖃᑦᑕᖅᓂᖅ ᐱᓕᕆᑎᑦᑎᔾᔪᑎᓂᒃ ᐊᑭᖏᑦᑎᒍᑦ – ᒪᓕᒃᑯᑎᒃ ᐊᖏᓂᖏᑦᑎᒍᑦ ᐱᓕᕆᑎᑦᑎᓂᐅᔪᓂᒃ > $25,000 ᐅᕗᖓ <= $100,000 – ᐃᓚᐅᖕᒋᑯᑎᒃ ᐱᖁᑎᑖᕈᑎᑦ

ᖃᓄᐃᑦᑑᓂᖓ	2018/19		2017/18		2016/17	
ᖃᖓᑕᓱᒥ ᐊᑐᖅᓂᖅ (AC)	60	9%	60	9%	68	12%
ᑎᑎᕋᐅᔭᖅᓂᖅ/ᓴᓇᔭᕆᐊᓕᕆᓂᖅ (AE)	2	-	15	2	14	2
ᐃᒡᓗᓕᐅᖅᓂᖅ (CON)	-	-	-	-	-	-
ᖃᐅᔨᓇᓱᖕᓂᖅᒧᑦ ᐱᔨᑦᑎᕋᐅᑎᑦ (CS)	327	48	306	44	147	26
ᒥᑭᑦᑐᑦ ᐃᒡᓗᓕᕆᓂᐅᔪᑦ ᓱᕋᒃᓯᒪᔪᓕᕆᓂᖅᒧᑦᓗᓐᓃᑦ (MC)	18	3	32	5	57	10
ᐱᔨᑦᑎᕋᐅᑎᓂ ᐱᓕᕆᑎᑦᑎᓂᖅ (SC)	269	40	284	41	275	49
ᑲᑎᖕᒐᑎᒃ	676	100%	697	100%	561	100%

ᖁᓛᓂ ᓇᓗᓇᐃᒃᑯᑎ ᓴᖅᑭᔾᔭᖅᑎᑦᑎᔪᖅ ᑐᓂᓯᓂᐅᖃᑦᑕᖅᑐᓂᒃ ᐱᓕᕆᑎᑦᑎᓂᐅᔪᓂᒃ ᖃᓄᐃᑦᑑᓂᖏᑦᑎᒍᑦ ᐊᒻᒪ ᐊᑭᖏᑦᑎᒍᑦ, ᐃᓚᐅᖕᒋᑯᑎᒃ ᐱᖁᑎᑦ.

ᖃᐅᔨᓇᓇᖅᑐᒍᑦ ᐊᕐᕌᒍᓂ 9-ᓂ ᐊᓂᒍᖅᑐᓂᒃ Lᑯᓄᖓ ᐱᓕᕆᑎᑦᑎᓂᐅᔪᓄᑦ ᐊᑭᖃᖅᑐᓂᒃ ᒫᙱᑦ $25,000 ᒪᐅᖓ $100,000 ᐃᓚᐅᖕᒋᑯᑎᒃ ᐱᖁᑎᑖᕈᑎᑦ.

- ᖃᖓᑕᓱᒥᓂᒃ ᐊᑐᖅᑐᐊᕐᓂᖅ ᒫᓂᐸᓗᒃᑐᖅ 7-12% ᐊᖏᓂᖏᑦᑎᒍᑦ
- ᑎᑎᕋᐅᔭᖅᓂᖅ/ᓴᓇᔭᕆᐊᓕᕆᓂᖅ ᒫᓂᑦᑐᖅ 1-3% ᐊᖏᓂᖏᑦᑎᒍᑦ
- ᐊᖏᔪᑦ ᐃᒡᓗᓕᐅᖅᓂᐅᔪᓄᑦ ᒫᓂᓚᐅᖅᑐᖅ 0-1% ᐊᖏᓂᖏᑦᑎᒍᑦ
- ᒥᑭᑦᑐᓄᑦ ᐃᒡᓗᓕᕆᓂᖅᒧᑦ ᒫᓂᓚᐅᖅᑐᖅ 5-10% ᐊᖏᓂᖏᑦᑎᒍᑦ
- ᐱᔨᑦᑎᕋᐅᑎᓕᕆᓂᖅᒥᒃ ᐱᓕᕆᑎᑦᑎᓂᐅᔪᑦ ᐃᓚᖃᖅᑐᒃ ᖃᐅᔨᓇᓱᖕᓂᖅᒥᒃ ᐱᔨᑦᑎᕋᐅᑎᓂᒃ ᒫᓂᑦᑐᖅ 75-88%
- ᖃᐅᔨᓇᓱᖕᓂᖅᒧᑦ ᐱᔨᑦᑎᕋᐅᑎᓄᑦ ᐅᓂᒃᑳᓕᐊᖑᔪᑦ ᐊᔾᔨᒌᖕᒋᓇᖃᑦᑕᖕᒋᑦᑐᑦ. ᑕᒪᐅᓈᖓᔪᑦ ᑎᑎᕋᐅᓯᐅᖃᑦᑕᕐᒪᑕ ᐱᔨᑦᑎᕋᐅᑎᓕᕆᓂᖅᒥᒃ ᐱᓕᕆᑎᑦᑎᓂᖅᑐᑦ.

ᐱᓕᕆᑦᑎᓂᐅᔪᑦ >$25,000 ᒪᐅᖔᑦ <=$100,000: ᐊᑭᖏᑦᑎᒍᑦ: ᖃᓄᐃᑦᑑᓂᖏᑦᑎᒍᑦ

***ᐊᑖᓂ ᑎᑎᖅᑐᒐᖅ "ᓄᓇᕗᑦ ᒐᕙᒪᒃᑯᑦ ᑐᓂᓯᖃᑦᑕᖅᓂᖏᑦ ᐱᓕᕆᑦᑎᓂᐅᔪᓂᒃ ᓇᓗᓇᐃᒃᑯᑎᖏᑦᑎᒍᑦ ᐊᒻᒪ ᖃᓄᐃᑦᑑᓂᖏᑦᑎᒍᑦ – ᒪᓕᒃᑯᑎᒃ ᐊᑭᖏᑦᑎᒍᑦ – ᐱᓕᕆᑦᑎᓂᐅᔪᓄᑦ > $25,000 ᒪᐅᖔᑦ < = $100,000 - ᐃᓚᐅᙱᑎᒃ ᐱᖁᑎᑖᕈᑎᑦ" ᓴᖅᑭᑎᑦᑎᓯᒪᔪᖅ ᑐᓂᓯᓂᐅᖅᑲᑦᑕᖅᑐᓂᒃ ᖃᓄᐃᑦᑑᓂᖏᑦᑎᒍᑦ ᐊᒻᒪ ᐊᑭᖏᑦᑎᒍᑦ ᐱᓕᕆᑦᑎᓂᐅᔪᓂᒃ ᐅᖔᑖᓐᓂᑦᑐᓂᒃ $25,000 ᐊᒻᒪ ᐊᑭᑭᓐᓂᖅᓴᓂᒃ ᓇᓕᒧᑎᔪᓂᒡᔫᓐᓃᑦ $100,000 ᐃᓚᐅᙱᑎᒃ ᐱᖁᑎᑖᕈᑎᑦ.**

ᓄᓇᕗᑦ ᒐᕙᒪᖔᑦ
ᑐᓂᓯᖃᑦᑕᖅᓂᖅ ᐱᓕᕆᑦᑎᓂᐅᔪᓂᒃ ᓇᓗᓇᐃᒃᑯᑎᒃᑯᑦ ᖃᓄᐃᑦᑑᓂᖏᑦᑎᒍᑦ ᒪᓕᒃᑯᑎᒃ ᐊᑭᖏᑦᑎᒍᑦ
ᐱᓕᕆᑦᑎᓂᐅᔪᓄᑦ > $25,000 ᒪᐅᖔᑦ <= $100,000
ᐃᓚᐅᙱᑎᒃ ᐱᖁᑎᑖᕈᑎᑦ
2018/19

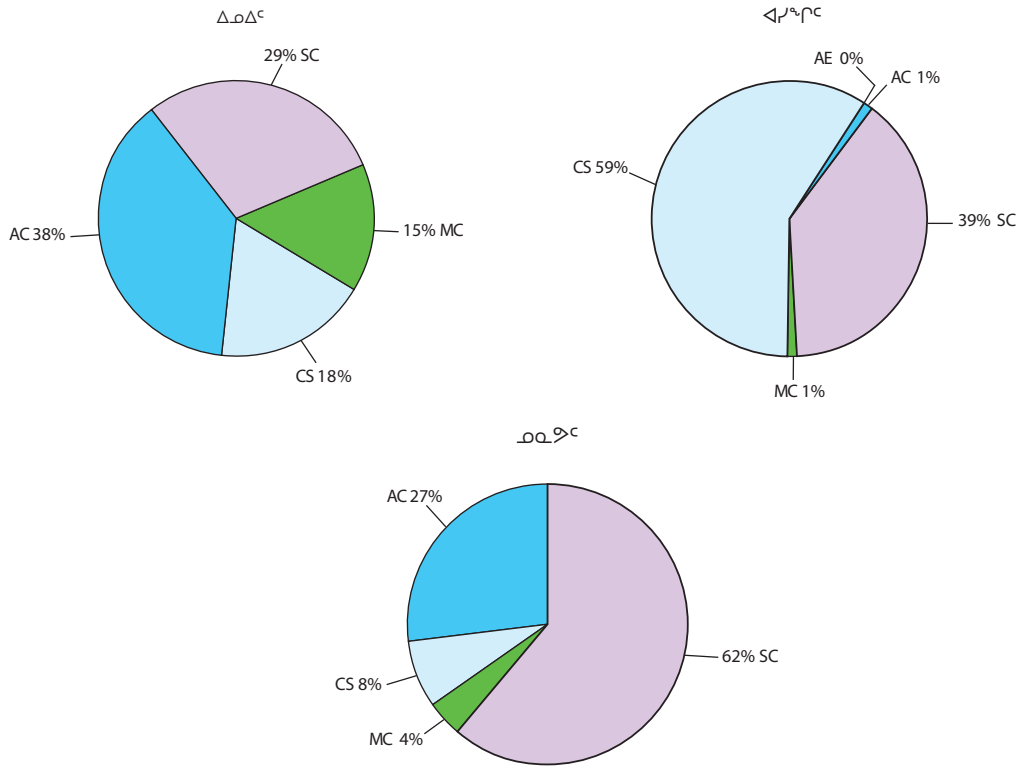

ᐅᓇ ᐃᓚᖔ ᕿᒥᕐᕈᐊᕐᓯᒪᔪᖅ ᐱᓕᕆᑦᑎᓂᐅᔪᓂᒃ ᐊᑭᑐᓂᕐᓴᓂᒃ $25,000 ᐊᒻᒪ ᐊᑭᑭᓐᓂᕐᓴᓂᒃ ᓇᓕᒧᑎᔪᓂᒡᔫᓐᓃᑦ $100,000 ᐃᓚᐅᙱᑎᒃ ᐱᖁᑎᑖᕈᑎᑦ. ᑎᑎᖅᑐᒐᖅ ᐊᒻᒪ ᓇᓗᓇᐃᒃᑯᑎᒋᔭᐅᔪᖅ ᓴᖅᑭᔭᖅᑎᑦᑎᔪᖅ ᑐᓂᓯᓂᐅᖅᑲᑦᑕᖅᑐᓂᒃ ᐅᑯᓄᖔ ᐃᓄᐃᑦ, ᓄᓇᕗᑦ ᐊᒻᒪ ᐊᓯᖏᑦ ᓇᖏᓂᖏᓐᓄᑦ ᖃᓄᐃᑦᑑᓂᖏᑦᑎᒍᑦ ᐱᓕᕆᑦᑎᓂᐅᔪᓂᒃ. ᐅᓇ ᓇᓗᓇᐃᒃᑯᑎ ᓴᖅᑭᔭᖅᑎᑦᑎᔪᖅ ᐃᓄᐃᑦ ᑐᓂᔭᐅᙱᓐᓂᖅᓴᐅᖃᑦᑕᓂᖏᓐᓂᒃ ᑎᑎᕋᐅᔭᖅᓂᕐᒧᑦ/ᓴᓇᔭᕆᐊᓕᕆᓂᕐᒧᑦ ᑕᒪᐅᓈᐊᔪᓂᒃ ᑮᓇᐅᔭᑎᒍᑦ. ᐅᓇ ᑕᐃᒪᐃᖏᓐᓇᐸᓗᒃᑐᖅ ᐊᖅᑖᒍᓂᒃ ᖁᓂᓂᒃ (10).

2018/19-ᒥ ᑲᑎᓯᒪᓪᓗᑎᒃ ᐃᓄᐃᑦ ᐊᒻᒪ ᓄᓇᕗᑦ ᓇᖏᓂᖏᑦ ᓵᓚᒃᓴᖅᓯᒪᔪᑦ 77% ᒥᑭᑦᑐᓂᒃ ᐃᒡᓗᓕᐅᕐᓂᕐᒧᑦ ᐊᒻᒪ ᓱᕋᒃᓯᒪᔪᓕᕆᓂᕐᒧᑦ ᐱᔾᑦᑎᕋᐅᑎᓄᑦ. ᑕᒪᓐᓇᓗ ᐊᔾᔨᒌᐸᓗᐃᓐᓇᖅᑐᖅ ᐊᕐᕌᒍᓂᒃ 9-ᓂ ᐅᑯᐊ ᐃᓄᐃᑦ ᐊᒻᒪ ᓄᓇᕗᑦ ᓇᖏᓂᖏᑦ ᓵᓚᒃᓴᖅᓯᒪᓂᕐᓴᐅᓂᖏᓐᓂᒃ ᐊᕕᒃᑐᖅᓯᒪᓂᖏᑦᑎᒍᑦ ᐅᑯᐊ ᐱᓕᕆᑦᑎᓂᐅᔪᑦ. ᐃᓄᐃᑦ ᐊᒻᒪ ᓄᓇᕗᑦ ᓇᖏᓂᖏᑦ ᓵᓚᒃᓴᖅᓯᒪᔪᑦ 80% ᐊᑭᖏᑦᑎᒍᑦ ᒥᑭᑦᑐᑦ ᐃᒡᓗᓕᐅᕐᓂᐅᔪᑦ ᐊᒻᒪ ᓱᕋᒃᓯᒪᔪᓕᕆᓂᕐᒧᑦ ᐱᔾᑦᑎᕋᐅᑎᓄᑦ 2014/15 ᐊᒻᒪ ᐅᕙᓂ 2015/16, ᓵᓚᒃᓴᖅᓯᒪᓪᓗᑎᒃ 75%. ᐅᓇ 52% ᐅᕙᓂ 2017/18 ᐊᑦᑎᖕᓂᕐᓴᐅᓯᒪᔪᖅ ᐊᑭᖏᑦᑎᒍᑦ ᑕᐅᑐᓗᑦ ᐊᒻᒪ ᐊᕕᒃᑐᖅᓯᒪᓂᐅᔪᑦ ᐊᕐᕌᒍ 8-ᓂ ᐊᓯᙵᖅᑎᑦᑎᓯᒪᕗᖅ.

ᑐᓂᓯᖃᑦᑕᖅᓂᖅ ᐱᓕᕆᑎᑦᑎᓂᐅᔪᓂᒃ ᓇᓗᓴᐃᒃᑯᑎᒃᑯᑦ ᖃᓄᐃᑦᑑᓂᖏᑦᑎᒍᑦ – ᒪᓕᒃᓱᑎᒃ ᐊᑭᖏᑦᑎᒍ ᐱᓕᕆᑎᑦᑎᓂᐅᔪᓄᑦ > $25,000 ᒪᐅᖓ <= $100,000 – ᐃᓚᐅᖕᒋᓱᑎᒃ ᐱᖁᑎᑦ

2018/19
(ᑕᐅᓴᖏᓐᓂᒃ)

ᖃᓄᐃᑦᑑᓂᖓ	ᑐᓂᔭᐅᓯᒪᔪᑦ	ᐃᓄᐃᑦ		ᓄᓇᕗᑦ		ᐊᓯᖏᑦ	
ᖃᖓᑕᓲᒥ ᐊᑐᖅᓂᖅ (AC)	$ 2,838	$ 2,168	76%	$ 507	18%	$ 163	6%
ᑎᑎᕋᐅᔭᖅᓂᖅ/ᓴᓇᔭᕆᐊᓕᕆᕆᓂᖅ (AE)	124	-	-	-	-	124	100
ᖃᐅᔨᓇᓱᖕᓂᕐᒧᑦ ᐱᔨᑦᑎᕋᐅᑎᑦ (CS)	19,105	994	5	144	1	17,967	94
ᒥᑭᑦᑐᑦ ᐃᒡᓗᓕᕆᓂᐅᔪᑦ ᓱᕋᒃᓯᒪᔪᓕᕆᓂᕐᒧᑦᓗᓐᓃᑦ (MC)	1,207	862	71	67	6	278	23
ᐱᔨᑦᑎᕋᐅᑎᓂ ᐱᓕᕆᑎᑦᑎᓂᖅ (SC)	14,847	1,610	11	1,186	8	12,051	81
ᑲᑎᖕᓗᑎᒃ	$ 38,121	$ 5,634	15%	$1,904	5%	$30,583	80%

2017/18
(ᑕᐅᓴᖏᓐᓂᒃ)

ᖃᓄᐃᑦᑑᓂᖓ	ᑐᓂᔭᐅᓯᒪᔪᑦ	ᐃᓄᐃᑦ		ᓄᓇᕗᑦ		ᐊᓯᖏᑦ	
ᖃᖓᑕᓲᒥ ᐊᑐᖅᓂᖅ (AC)	$ 2,808	$ 2,631	94%	$ -	-%	$ 177	6%
ᑎᑎᕋᐅᔭᖅᓂᖅ/ᓴᓇᔭᕆᐊᓕᕆᕆᓂᖅ (AE)	820	-	-	38	5	782	95
ᖃᐅᔨᓇᓱᖕᓂᕐᒧᑦ ᐱᔨᑦᑎᕋᐅᑎᑦ (CS)	16,727	1,374	8	297	2	15,056	90
ᒥᑭᑦᑐᑦ ᐃᒡᓗᓕᕆᓂᐅᔪᑦ ᓱᕋᒃᓯᒪᔪᓕᕆᓂᕐᒧᑦᓗᓐᓃᑦ (MC)	1,820	789	43	171	9	860	47
ᐱᔨᑦᑎᕋᐅᑎᓂ ᐱᓕᕆᑎᑦᑎᓂᖅ (SC)	15,594	1,005	6	662	4	13,927	89
ᑲᑎᖕᓗᑎᒃ	$ 37,769	$ 5,799	15%	$1,168	3%	$30,802	82%

2016/17
(ᑕᐅᓴᖏᓐᓂᒃ)

ᖃᓄᐃᑦᑑᓂᖓ	ᑐᓂᔭᐅᓯᒪᔪᑦ	ᐃᓄᐃᑦ		ᓄᓇᕗᑦ		ᐊᓯᖏᑦ	
ᖃᖓᑕᓲᒥ ᐊᑐᖅᓂᖅ (AC)	$ 3,377	$ 2,943	87%	$ -	-%	$ 434	13%
ᑎᑎᕋᐅᔭᖅᓂᖅ/ᓴᓇᔭᕆᐊᓕᕆᕆᓂᖅ (AE)	842	32	4	214	25	596	71
ᖃᐅᔨᓇᓱᖕᓂᕐᒧᑦ ᐱᔨᑦᑎᕋᐅᑎᑦ (CS)	9,351	715	8	145	2	8,491	91
ᒥᑭᑦᑐᑦ ᐃᒡᓗᓕᕆᓂᐅᔪᑦ ᓱᕋᒃᓯᒪᔪᓕᕆᓂᕐᒧᑦᓗᓐᓃᑦ (MC)	3,601	2,734	76	396	11	471	13
ᐱᔨᑦᑎᕋᐅᑎᓂ ᐱᓕᕆᑎᑦᑎᓂᖅ (SC)	15,664	1,563	10	348	2	13,753	88
ᑲᑎᖕᓗᑎᒃ	$ 32,835	$ 7,987	24%	$1,103	3%	$23,745	72%

ᐊᕐᕌᒍ 11-ᓂ ᐃᖏᕐᕋᓂᖓ ᓴᕿᑎᑦᑎᓯᒪᔪᖅ ᑕᒪᒃᑯᐊ ᐱᓕᕆᑎᑦᑎᓂᐅᔪᑦ ᑐᓂᔭᐅᔪᑦ "ᐊᓯᖏᑦ" ᓇᖕᒥᓂᖏᓐᓄᑦ ᐅᑯᓄᖓᐅᓂᕐᓴᐅᕙᒃᑐᖅ ᑎᑎᕋᐅᔭᖅᓂᖅ/ᓴᓇᔭᕆᐊᓕᕆᕆᓂᕐᒧᑦ, ᖃᐅᔨᓇᓱᖕᓂᕐᒧᑦ ᐱᔨᑦᑎᕋᐅᑎᓄᑦ ᐊᒻᒪ ᐱᔨᑦᑎᕋᐅᑎᓂ ᐱᓕᕆᑎᑦᑎᓂᕐᒧᑦ. ᐃᓄᐃᑦ ᓇᖕᒥᓂᖏᑦ ᓵᓚᖃᕐᓂᕐᓴᐅᓲᖕᒍᔪᑦ ᖃᖓᑕᓲᓂ ᐊᑐᕐᓂᕐᒧᑦ ᐊᒻᒪ ᒥᑭᑦᑐᓂᒃ ᐃᒡᓗᓕᕆᓂᐅᔪᓄᑦ ᐅᕝᕙᓗᓐᓃᑦ ᓱᕋᒃᓯᒪᔪᓕᕆᓂᕐᒧᑦ ᐱᔨᑦᑎᕋᐅᑎᓂᒃ.

ᖃᐅᔨᓴᖅᓂᐅᔪᑦ ᑕᒪᐃᓐᓂ 2018/19 ᐱᓕᕆᑎᑦᑎᓂᐅᔪᓂᒃ >$25,000 ᒪᐅᖓ <=$100,000, ᐃᓚᐅᙱᓗᑎᒃ ᐱᖁᑎᑦ - ᐊᑭᖏᑦᑎᒍᑦ

ᐊᖏᖃᑎᒌᒍᑎᑎᒍᑦ ᐱᓕᕆᑎᑦᑎᓂᐅᔪᑦ ᑕᒪᐅᓈᖅᑐᓂᒃ 2018/19-ᒥ, 15% ᑲᑎᓗᑎᒃ ᐊᑭᖏᑦᑎᒍᑦ ᑐᓂᔭᐅᓯᒪᔪᑦ ᐃᓄᐃᑦ ᓇᖏᓂᖏᓐᓄᑦ ᐊᒻᒪ 5% ᑐᓂᔭᐅᓯᒪᓪᓗᑎᒃ ᓄᓇᕗᑦ ᓇᖏᓂᖏᓐᓄᑦ. ᐊᒥᐊᒃᑯᖓᓕ 80% ᑐᓂᔭᐅᓚᐅᔭᑐᖅ ᓇᖏᓂᕆᔭᐅᔪᓄᑦ ᓄᓇᕗᑦ ᑐᙵᕕᒃᑯᓐᓂᒃ ᓇᓗᓇᐃᖅᑕᐅᓯᒪᙱᑦᑐᓄᑦ ᐅᕝᕙᓘᓐᓃᑦ ᓄᓇᕗᑦ ᒐᕙᒪᒃᑯᑦ ᓄᓇᕗᒻᒥ ᓇᖏᓂᖅᑲᖅᑐᓂᒃ ᐃᑲᔫᑎᓄᑦ ᐊᑐᐊᒐᑎᒍᑦ. ᐅᓇ ᐅᖃᔅᓯᒪᙱᑦᑐᖅ ᐊᓯᖏᑦ ᐱᓕᕆᕝᕕᒋᔭᖏᑦ ᓄᓇᕗᑦ ᓯᓚᑖᓃᑦᑐᐃᓐᓇᐅᓂᖏᑦᓂᒃ. ᑭᓯᐊᓂᓕ ᐃᒪᓐᓇᖕᒑᖅ, ᐊᒥᓱᑦ ᓄᓇᕗᒻᒥᑦᑐᑦ ᐃᓕᕆᕝᕕᐅᔪᑦ ᓇᓗᓇᐃᖅᑕᐅᓯᒪᙱᑦᑐᑦ. ᐊᒻᒪᓗ, ᐃᓄᐃᑦ, ᐊᐋᒻᒪᓚᐅᔪᑦ, ᑲᑐᔾᔨᖅᑎᒌᖕᒍᔪᑦ ᐊᒻᒪ ᐊᓯᖏᑦ ᑎᒥᐅᔪᑦ ᐊᑎᓕᐅᔭᓯᒪᙱᑦᑐᑦ ᐱᓕᕆᐊᖏᑦ ᖃᓄᐃᓕᖓᓂᖏᓐᓄᑦ. ᓱᔅᓗ ᐃᒪᓐᓇ, ᐊᐋᒻᒪᓚᐅᔪᑦ ᐊᑎᓕᐅᔭᓯᒪᙱᑦᑐᑦ ᐅᕗᓇ ᓄᓇᕗᑦᒥ ᓇᖏᓂᖅᑲᖅᑐᓂᒃ ᐃᑲᔫᑎᓄᑦ ᐋᑭᒋᐊᕈᑎᒃᓴᓂᒃ. ᐊᒻᒪᓗ, ᐃᓄᐃᑦ ᐊᑎᓕᐅᖅᑕᐅᔭᕆᐊᖅᑲᖅᒪᑕ ᐱᓕᕆᐊᖑᓪᓕᕆᖕᓂᖏᓐᓂᒃ ᐊᑎᓕᐅᖅᑕᐅᓚᐅᖅᑎᓐᓇᒋ ᓄᓇᕗᒻᒥ ᓇᖏᓂᖅᑲᖅᑐᓂᒃ ᐃᑲᔫᑎᓄᑦ ᐅᕝᕙᓘᓐᓃᑦ ᓄᓇᕗᑦ ᑐᙵᕕᒃᑯᑎᒍᑦ.

ᐃᓄᐃᑦ ᓇᖏᓂᖏᑦ

ᐊᖑᔫᓕᖅᑐᓂᒃ ᐱᖓᓱᓂᒃ, ᐊᑭᖏᑦᑎᒍᑦ ᐱᓕᕆᑎᑦᑎᓂᐅᔪᑦ ᐃᓄᐃᑦ ᓇᖏᓂᖏᓐᓄᑦ ᑐᓂᔭᐅᔪᑦ ᐊᓯᙳᖅᓯᒪᔪᑦ 24%-ᒥᑦ 2016/17-ᒥᑦ ᒪᐅᖓ 15% 2017/18-ᒥᑦ ᐊᒻᒪᓗ 15% 2018/19-ᒥᑦ. ᐅᑯᐊ ᐋᔨᒌᑲᑦᑕᖅᑭᓐᓂᐅᔪᑦ ᖁᕝᕙᖅᐸᓪᓕᐊᒍᑎᐅᔪᑦ ᐅᑯᓄᖓ "ᓄᓇᕗᑦ ᐊᒻᒪ "ᐊᓯᖏᑦ" ᓇᖏᓂᖏᓐᓄᑦ.

ᓄᓇᕗᒥᑦ ᓇᖏᓂᕆᔭᐅᔪᑦ

ᐊᕕᒃᑐᖅᑕᐅᓯᒪᓂᒃᑯᑦ ᐊᑭᖏᑦᑎᒍᑦ ᐱᓕᕆᑎᑦᑎᓂᐅᔪᑦ ᐅᑯᓄᖓ ᓄᓇᕗᑦ ᓇᖏᓂᖏᓐᓄᑦ ᐊᓯᖑᔪᑦ ᐅᕙᖓᑦ 3%-ᒥᑦ 2016/17-ᒥᑦ ᐊᒻᒪ ᐅᕙᓂ 2017/18-ᒧᑦ ᐅᕗᖓ 5% ᐅᕙᓂ 2018/19. ᓄᓇᕗᑦ ᓇᖏᓂᖏᑦ ᓇᓗᓇᐃᔅᑕᐅᓯᒪᖏᔪᑦ ᐃᓄᐃᑦ ᓇᖏᓂᖏᑦᑎᑐᑦ ᐃᓚᐅᑎᑕᐅᔪᑦ ᐃᓄᐃᑦ ᓇᖏᓂᖏᓐᓄᑦ.

ᐊᓯᖏᑦ

ᐊᖑᔫᒍᓂ ᐱᖓᓱᓂᒃ (3) ᐊᓂᒍᖅᑐᓂᒃ ᐊᕕᒃᑐᖅᑕᐅᓯᒪᓂᒃᑯᑦ ᐊᑭᖏᑦᑎᒍᑦ ᐱᓕᕆᑎᑦᑎᓂᐅᔪᑦ ᐅᑯᓄᖓ ᐊᓯᖏᑦ ᓇᖏᓂᖏᓐᓄᑦ ᐊᖏᖓᓕᕝᕕᓕᖅᑐᖅ 72%-ᒥᑦ 80%-ᒧᑦ. ᐊᖑᔫᒍᓂ ᐱᖓᓱᓂᒃ ᓴᖅᑭᑎᑦᑎᓯᒪᔪᖅ ᐊᕕᒃᑐᖅᓱᒪᓂᒃᑰᖓᔪᓂᒃ.

- ᐃᓄᐃᑦ – 18%
- ᓄᓇᕗᑦ – 4%
- ᐊᓯᖏᑦ – 78%

ᐱᓕᕆᑎᑦᑎᓂᐅᔪᑦ >$25,000 ᒪᐅᖓ <=$100,000 ᐊᖏᓂᖏᑦᑎᒍᑦ-ᖃᓄᐃᑦᑑᓂᖏᑦᑎᒍᑦ

ᐊᑖᓂ ᑎᑎᖅᑐᒐᖅ *“ᓄᓇᕗᑦ ᒐᕙᒪᒃᑯᑦ ᑐᓂᓯᖃᑦᑕᖅᓂᖏᑦ ᐱᓕᕆᑎᑦᑎᓂᐅᔪᓂᒃ ᓇᓗᓇᐃᒃᑯᑎᖏᑦᑎᒍᑦ ᐊᒻᒪ ᖃᓄᐃᑦᑑᓂᖏᑦᑎᒍᑦ – ᒪᓕᒃᑐᑎᒃ ᐊᖏᓂᖏᑦᑎᒍᑦ – ᐱᓕᕆᑎᑦᑎᓂᐅᔪᓄᑦ > $25,000 ᒪᐅᖓ <= $100,000 – ᐃᓚᐅᒋᓗᑎᒃ ᐱᖁᑎᑖᕈᑎᑦ”* ᓴᖅᑭᑎᑦᑎᓯᒪᔪᖅ ᑐᓂᓯᓂᐅᖃᑦᑕᖅᑐᓂᒃ ᐱᓕᕆᑎᑦᑎᓂᐅᔪᓂᒃ ᖃᓄᐃᑦᑑᓂᖓᒍᑦ ᐊᖏᓂᖏᑦᑎᒍᑦ ᐊᑭᑐᓂᖅᓴᓂᒃ $25,000 ᐊᒻᒪ ᐊᑭᑭᓐᓂᖅᓴᓂᒃ ᓇᓕᒧᑎᔪᓂᒡᓘᓐᓃᑦ $100,000 ᐃᓚᐅᖕᒋᓗᑎᒃ ᐱᖁᑎᑖᕈᑎᑦ.

ᓄᓇᕗᑦ ᒐᕙᒪᖓ
ᑐᓂᓯᖃᑦᑕᖅᓂᖅ ᐱᓕᕆᑎᑦᑎᔾᔪᑎᓂᒃ ᓇᓗᓇᐃᒃᑯᑎᒃᑯᑦ ᐊᒻᒪ ᖃᓗᐃᑦᑑᓂᖏᑦᑎᒍᑦ - ᐊᖏᓂᖏᑦᑎᒍᑦ
ᐱᓕᕆᑎᑦᑎᓂᐅᔪᓄᑦ > $25,000 ᒪᐅᖓ <= $100,000
ᐃᓚᐅᖕᒋᓗᑎᒃ ᐱᖁᑎᑖᕈᑎᑦ
2018/19

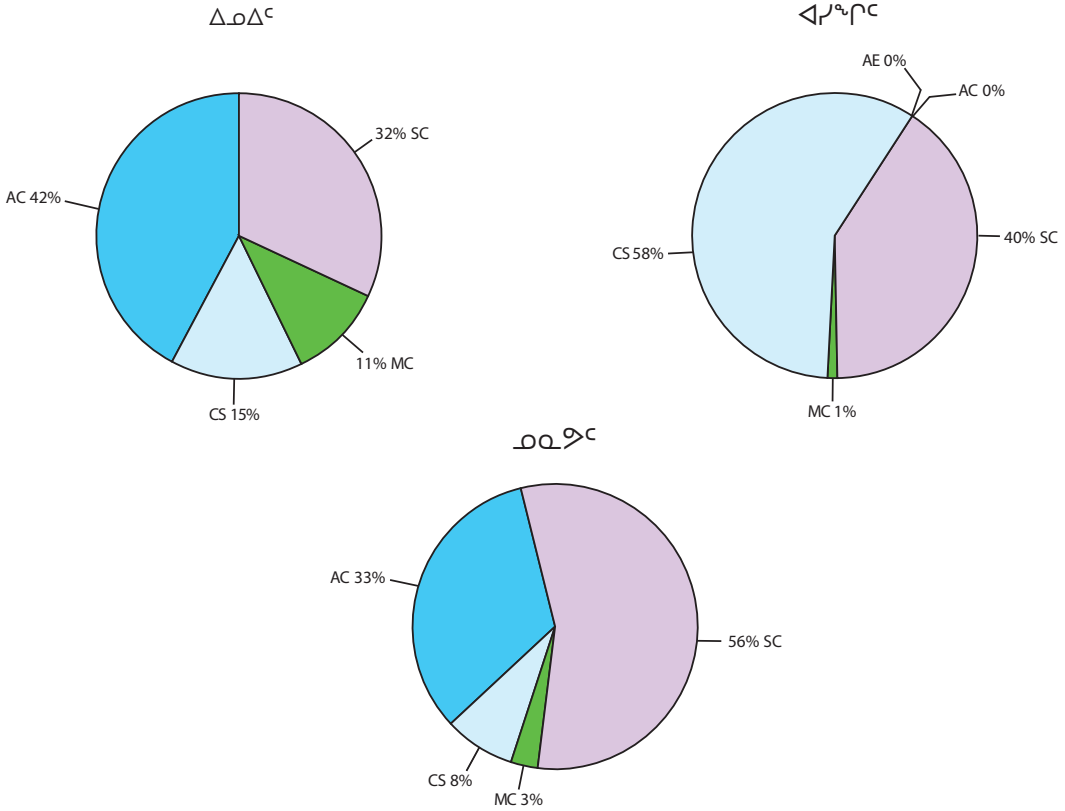

ᑐᓂᓯᖃᑦᑕᖅᓂᖅ ᐱᓕᕆᑎᑦᑎᓂᐅᔪᓂᒃ ᓇᓗᓇᐃᒃᑯᑎᖏᑦᑎᒍᑦ ᐊᒻᒪ ᖃᓄᐃᑦᑑᓂᖕᒐᒍᑦ – ᒪᓕᒃᑐᑎᒃ ᐊᖏᓂᖏᑦᑎᒍᑦ ᐱᓕᕆᑎᑦᑎᓂᐅᔪᓄᑦ > $25,000 ᒪᐅᖕᒐ <= $100,000 – ᐃᓚᐅᖕᒋᑐᑎᒃ ᐱᖁᑎᑖᕈᑎᑦ

2018/19

ᖃᓄᐃᑦᑑᓂᖕᒐ	ᑐᓂᔭᐅᓯᒪᔪᑦ		ᐃᓄᐃᑦ		ᓄᓇᕗᑦ		ᐊᓯᖏᑦ	
ᖃᖕᒐᑕᓱᒥ ᐊᑐᖅᓂᖅ (AC)	60	9%	45	75%	13	22%	2	3%
ᑎᑎᕋᐅᔭᖅᓂᖅ/ᓴᓇᔭᕆᐊᓕᓕᕆᓂᖅ (AE)	2	-	-	-	-	-	2	100
ᖃᐅᔨᓇᓱᖕᓂᖅᒍᑦ ᐱᔨᑦᑎᕋᐅᑎᑦ (CS)	327	48	16	5	3	1	308	94
ᒥᑭᑦᑐᑦ ᐃᒡᓗᓕᕆᓂᐅᔪᑦ ᓱᕋᒃᓯᒪᔪᓕᕆᓂᖅᒍᑦᓗᓐᓃᑦ (MC)	18	3	12	67	1	6	5	28
ᐱᔨᑦᑎᕋᐅᑎᓂ ᐱᓕᕆᑎᑦᑎᓂᖅ (SC)	269	40	35	13	22	8	212	79
ᑲᑎᕈᑎᒃ	676	100%	108	16%	39	6%	529	78%

2017/18

ᖃᓄᐃᑦᑑᓂᖕᒐ	ᑐᓂᔭᐅᓯᒪᔪᑦ		ᐃᓄᐃᑦ		ᓄᓇᕗᑦ		ᐊᓯᖏᑦ	
ᖃᖕᒐᑕᓱᒥ ᐊᑐᖅᓂᖅ (AC)	60	9%	56	93%	-	-%	4	7%
ᑎᑎᕋᐅᔭᖅᓂᖅ/ᓴᓇᔭᕆᐊᓕᓕᕆᓂᖅ (AE)	15	2	-	-	1	7	14	93
ᖃᐅᔨᓇᓱᖕᓂᖅᒍᑦ ᐱᔨᑦᑎᕋᐅᑎᑦ (CS)	306	44	32	10	6	2	268	88
ᒥᑭᑦᑐᑦ ᐃᒡᓗᓕᕆᓂᐅᔪᑦ ᓱᕋᒃᓯᒪᔪᓕᕆᓂᖅᒍᑦᓗᓐᓃᑦ (MC)	32	5	13	41	3	9	16	50
ᐱᔨᑦᑎᕋᐅᑎᓂ ᐱᓕᕆᑎᑦᑎᓂᖅ (SC)	284	41	21	7	14	5	249	88
ᑲᑎᕈᑎᒃ	697	100%	122	18%	24	3%	551	79%

2016/17

ᖃᓄᐃᑦᑑᓂᖕᒐ	ᑐᓂᔭᐅᓯᒪᔪᑦ		ᐃᓄᐃᑦ		ᓄᓇᕗᑦ		ᐊᓯᖏᑦ	
ᖃᖕᒐᑕᓱᒥ ᐊᑐᖅᓂᖅ (AC)	68	12%	61	90%	-	-%	7	10%
ᑎᑎᕋᐅᔭᖅᓂᖅ/ᓴᓇᔭᕆᐊᓕᓕᕆᓂᖅ (AE)	14	2	1	7	3	21	10	71
ᖃᐅᔨᓇᓱᖕᓂᖅᒍᑦ ᐱᔨᑦᑎᕋᐅᑎᑦ (CS)	147	26	12	8	2	1	133	90
ᒥᑭᑦᑐᑦ ᐃᒡᓗᓕᕆᓂᐅᔪᑦ ᓱᕋᒃᓯᒪᔪᓕᕆᓂᖅᒍᑦᓗᓐᓃᑦ (MC)	57	10	43	75	7	12	7	12
ᐱᔨᑦᑎᕋᐅᑎᓂ ᐱᓕᕆᑎᑦᑎᓂᖅ (SC)	275	49	28	10	6	2	241	88
ᑲᑎᕈᑎᒃ	561	100%	145	26%	18	3%	398	71%

ᑎᑎᖅᑐᒐᖅ ᓯᕗᑦᓕᕐᒥ ᒪᒃᐱᖅᑐᒐᕐᒥ ᓴᕿᑎᑦᑎᓯᒪᔪᖅ ᐳᓴᓐᑎᑎᒍᑦ ᐱᓕᕆᑎᑦᑎᓂᐅᔪᓂᒃ ᑐᓂᔭᐅᓂᑯᑦ ᖃᓄᐃᑦᑑᓂᖏᑦᑎᒍᑦ ᓇᓗᓇᐃᒃᑯᑎᖏᑦᑎᒍᑦ.

ᐊᕕᒃᑐᖅᑕᐅᓯᒪᓂᖏᑦᑎᒍᑦ ᐱᓕᕆᑎᑦᑎᓂᐅᔪᑦ ᐅᑯᓄᖕᒐ ᐃᓄᐃᑦ ᓇᖕᒥᓂᖏᓐᓄᑦ ᐊᕐᕌᒍ ᐱᖕᒐᓱᓚᐅᕐᑐᓂᒃ ᒫᓂᖏᓐᓇᐸᓗᒃᑐᖅ 20%. ᑭᓯᐊᓂᓕ ᐊᕐᕌᒍᓂ 12-ᓂ ᖃᐅᔨᓴᕐᓂᐅᔪᓂᒃ ᑕᑯᓯᒪᕗᒍᑦ ᒥᒃᓱᕝᕙᓕᕐᓯᒪᔪᓂᒃ ᐅᕙᖕᒐᑦ 31% ᐅᕙᓂ 2007/08.

ᐊᕕᒃᑐᖅᑕᐅᓯᒪᓂᖏᑦᑎᒍᑦ ᐱᓕᕆᑎᑦᑎᓂᐅᔪᑦ ᐅᑯᓄᖕᒐ ᓄᓇᕗᑦ ᓇᖕᒥᓂᖏᓐᓄᑦ ᒫᓂᖏᓐᓇᐸᓗᒃᑐᑦ 4%. ᐊᕕᒃᑐᖅᑕᐅᓯᒪᓂᖏᑦᑎᒍᑦ ᐱᓕᕆᑎᑦᑎᓂᐅᔪᑦ ᐅᑯᓄᖕᒐ ᐊᓯᖏᑦ ᓇᖕᒥᓂᖏᓐᓄᑦ ᒫᓂᖏᓐᓇᐸᓗᒃᑐᖅ 76%.

ᐱᓕᕆᑎᑦᑎᓂᐅᔪᑦ > $100,000 ᐊᑭᖏᑦᑎᒍᑦ, ᖃᓄᐃᑦᑑᓂᖏᑦᑎᒍᑦ

ᐊᑖᓂ ᑎᑎᖅᑐᒐᖅ *“ᓄᓇᕗᑦ ᒐᕙᒪᒃᑯᑦ ᑐᓂᓯᖃᑦᑕᕐᓂᖏᑦ ᐱᓕᕆᑎᑦᑎᓂᐅᔪᓂᒃ ᖃᓄᐃᑦᑑᓂᖏᑦᑎᒍᑦ – ᒪᓕᒃᑯᑎᒃ ᐊᑭᖏᑦᑎᒍᑦ – ᐱᓕᕆᑎᑦᑎᓂᐅᔪᓄᑦ > $100,000 – ᐃᓚᐅᙱᑯᑎᒃ ᐱᕐᑯᑎᑖᕈᑎᑦ”* ᓴᖅᑭᑎᑦᑎᓯᒪᕗᖅ ᑐᓂᓯᓂᐅᖃᑦᑕᕐᓂᖏᑦ ᐱᓕᕆᑎᑦᑎᓂᐅᔪᓂᒃ ᖃᓄᐃᑦᑑᓂᖏᑦᑎᒍᑦ ᐊᑭᖏᑦᑎᒍᑦ ᐱᓕᕆᑎᑦᑎᓂᐅᔪᓂᒃ ᐅᖓᑖᓐᓂᑦᑐᓂᒃ $100,000 ᐃᓚᐅᙱᑯᑎᒃ ᐱᕐᑯᑎᑖᕈᑎᑦ.

ᓄᓇᕗᑦ ᒐᕙᒪᖓ
ᑐᓂᓯᖃᑦᑕᕐᓂᖅ ᐱᓕᕆᑎᑦᑎᓂᐅᔪᓂᒃ ᖃᓄᐃᑦᑑᓂᖏᑦᑎᒍᑦ – ᒪᓕᒃᑯᑎᒃ ᐊᑭᖏᑦᑎᒍᑦ
ᐱᓕᕆᑎᑦᑎᓂᐅᔪᓄᑦ > $100,000 ᐃᓚᐅᙱᑯᑎᒃ ᐱᕐᑯᑎᑖᕈᑎᑦ
2018/19

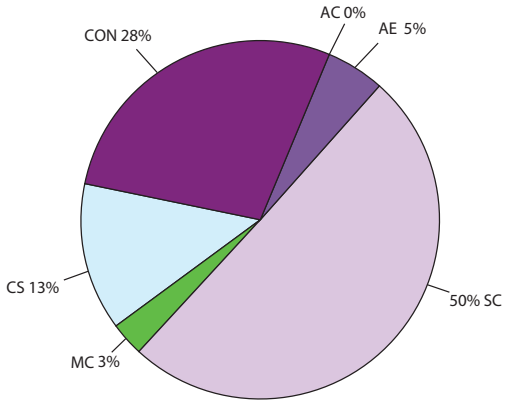

ᑐᓂᓯᖃᑦᑕᕐᓂᖅ ᐱᓕᕆᑎᑦᑎᔾᔪᑎᓂᒃ ᖃᓄᐃᑦᑑᓂᖏᑦᑎᒍᑦ – ᒪᓕᒃᑯᑎᒃ ᐊᑭᖏᑦᑎᒍᑦ ᐱᓕᕆᑎᑦᑎᓂᐅᔪᓄᑦ > $100,000 – ᐃᓚᐅᙱᑯᑎᒃ ᐱᕐᑯᑎᑖᕈᑎᑦ (ᑕᐅᓴᖏᓐᓂᒃ)

ᖃᓄᐃᑦᑑᓂᖓ	2018/19		2017/18		2016/17	
ᖃᖓᑕᓲᒥ ᐊᑐᕐᓂᖅ (AC)	$ 1,920	-%	$ 2,843	1%	$ 1,312	-%
ᑎᑎᕋᐅᔭᕐᓂᖅ/ᓴᓇᔭᕆᐊᓕᓕᕆᓂᖅ (AE)	25,359	5	2,129	-	13,198	5
ᐃᒡᓗᓕᐅᕐᓂᖅ (CON)	130,325	28	101,061	22	104,087	36
ᖃᐅᔨᓇᓱᖕᓂᕐᒧᑦ ᐱᔨᑦᑎᕋᐅᑎᑦ (CS)	60,639	13	61,032	13	34,479	12
ᒥᑭᑦᑐᑦ ᐃᒡᓗᓕᕆᓂᐅᔪᑦ ᓱᕋᒃᓯᒪᔪᓕᕆᓂᕐᒧᑦᓗᓐᓂᑦ (MC)	12,356	3	20,989	5	15,779	5
ᐱᔨᑦᑎᕋᐅᑎᓂ ᐱᓕᕆᑎᑦᑎᓂᖅ (SC)	230,540	50	266,084	59	124,178	42
ᑲᑎᖕᓗᑎᒃ	$ 461,139	100%	$ 454,138	100%	$ 293,033	100%

ᐅᓇ ᐃᓚᖓ ᕿᒥᕐᕈᐊᕐᑐᖅ ᐱᓕᕆᑎᑦᑎᓂᐅᔪᓂᒃ ᐊᑭᑐᓂᕐᓴᓂᒃ $100,000 ᐃᓚᐅᙱᑯᑎᒃ ᐱᕐᑯᑎᑖᕈᑎᑦ. ᑎᑎᖅᑐᒐᖅ ᐊᒻᒪᓗ ᓇᓗᓇᐃᒃᑯᑎ ᖁᓛᓂ ᓴᖅᑭᑎᑦᑎᓯᒪᔪᑦ ᑐᓂᓯᖃᑦᑕᕐᓂᕐᒥᒃ ᐱᓕᕆᑎᑦᑎᓂᐅᔪᓂᒃ ᑮᓇᐅᔭᑎᒍᑦ.

ᒥᑭᑦᑐᑦ ᐳᓴᓐᑎᑎᒍᑦ ᒪᑯᓄᖓ ᖃᖓᑕᓲᓂ ᐊᑐᖅᑐᐊᕐᓂᕐᒧᑦ ᐊᒻᒪ ᑎᑎᕋᐅᔭᕐᓂᖅ/ᓴᓇᔭᕆᐊᓕᓕᕆᓂᕐᒧᑦ ᐱᓕᕆᑎᑦᑎᓂᐅᔪᓂᒃ ᓇᓗᓇᙱᓚᖅ ᐊᑦᑎᖕᓂᕐᓴᐅᕙᖕᓂᖏᓐᓂᒃ ᐊᑭᖏᑦᑎᒍᑦ ᑕᒪᐅᓇ ᐱᓕᕆᑎᑦᑎᔾᔪᑎᓂᒃ.

ᐊᑦᕋᒍᓕᖅᑐᓂᒃ ᑕᑦᓕᒪᓂᒃ ᑎᑎᕋᐅᔭᕐᓂᖅ ᐊᒻᒪ ᓴᓇᔭᕆᐊᓕᓕᕆᓂᖅ, ᖃᐅᔨᓇᓱᖕᓂᕐᒧᑦ ᐱᔨᑦᑎᕋᐅᑎᑦ ᐊᒻᒪ ᒥᑭᑦᑐᓂᒃ ᐃᒡᓗᓕᕆᓂᐅᔪᑦ ᐊᒃᑎᖕᓂᕐᓴᐅᓯᒪᐃᓐᓇᖅᐳᖅ ᐊᕕᒃᑐᕐᓯᒪᓂᒃᑯᑦ ᑲᑎᓯᒪᔪᓂᒃ ᐊᑭᖏᑦᑎᒍᑦ ᐱᓕᕆᑎᑦᑎᓂᐅᔪᓂᒃ ᐅᖓᑖᓂᒃ $100,000. ᐊᕐᕌᒍᓴᖕᓂ ᓱᕋᒃᓯᒪᔪᓕᕆᓂᕐᒧᑦ ᐱᓕᕆᑎᑦᑎᓂᐅᔪᑦ ᐅᖓᑖᓅᒃᒪᒪᑕ $100,000 ᐊᒻᒪᓗ ᐊᑭᖏᑦᑎᒍᑦ ᒪᑯᐊ ᒥᑭᑦᑐᓂᒃ ᐃᒡᓗᓕᕆᓂᐅᔪᑦ ᒫᓐᓂᓗᓂ $250,000. ᐊᖏᔪᓂ ᐃᒡᓗᓕᐅᕐᓂᖅ ᐊᔾᔨᒌᖅᑲᑦᑕᖕᒋᑦᑐᖅ ᑮᓇᐅᔭᖅᑐᔪᓄᑦ ᐃᑲᔫᑎᒃᓴᓕᕆᓂᒃᑯᑦ ᐊᒻᒪᓗ ᑕᒪᒃᑯᐊ ᐊᕐᕌᒍᖕᓂ ᒪᕐᑑᖕᓂ ᐱᐊᓂᒃᑕᐅᕙᒃᓗᑎᒃ ᐱᓕᕆᑎᑦᑎᓂᐅᔪᑦ.

ᓇᓗᓇᐃᔭᕐᓯᒪᔪᑦ ᐊᑐᓃᓕᖕᒐᓪᓗᑎᒃ ᐱᓕᕆᑎᑦᑎᓂᐅᔪᑦ ᓇᓂᔭᐅᔪᓐᓇᖅᑐᑦ 2018/19 ᐱᓕᕆᑎᑦᑎᓂᕐᒧᑦ ᖃᓄᐃᓕᐅᕐᓂᐅᔪᓂᒃ ᐅᓂᒃᑳᓂᒃ, ᐃᓚᒍᑦᑕᖅ ᑕ-ᒥ.

ᐱᓕᕆᑦᑎᓂᐅᔪᑦ >$100,000 ᐊᖏᓂᖏᑦᑎᒍᑦ, ᖃᓄᐃᑦᑑᓂᖏᑦᑎᒍᑦ

ᐊᑖᓂ ᑎᑎᖅᑐᒐᖅ *“ᓄᓇᕗᑦ ᒐᕙᒪᒃᑯᑦ ᑐᓂᓯᖃᑦᑕᖕᓂᖏᑦ ᐱᓕᕆᑦᑎᓂᐅᔪᓂᒃ ᖃᓄᐃᑦᑑᓂᖏᑦᑎᒍᑦ – ᒪᓕᒃᑐᑎᒃ ᐊᖏᓂᖏᑦᑎᒍᑦ – ᐱᓕᕆᑦᑎᓂᐅᔪᓄᑦ > $100,000 – ᐃᓚᐅᙱᑐᑎᒃ ᐱᖁᑎᑖᕈᑎᑦ”* ᓇᐃᓈᖕᓯᒪᔪᒃᑯᑦ ᑐᓂᓯᖃᑦᑕᖕᓂᖅ ᐱᓕᕆᑦᑎᓂᐅᔪᓂᒃ ᖃᓄᐃᑦᑑᓂᖏᑦᑎᒍᑦ ᐊᖏᓂᖏᑦᑎᒍᑦ ᐅᖓᑖᓃᑦᑐᓂᒃ $100,000 ᐃᓚᐅᙱᑐᑎᒃ ᐱᖁᑎᑖᕈᑎᑦ.

ᓄᓇᕗᑦ ᒐᕙᒪᖓ
ᑐᓂᓯᖃᑦᑕᖕᓂᖅ ᐱᓕᕆᑦᑎᓂᐅᔪᓂ ᖃᓄᐃᑦᑑᓂᖏᑦᑎᒍᑦ – ᒪᓕᒃᑐᑎᒃ ᐊᖏᓂᖏᑦᑎᒍᑦ
ᐱᓕᕆᑦᑎᓂᐅᔪᓄᑦ > $100,000
ᐃᓚᐅᙱᑐᑎᒃ ᐱᖁᑎᑖᕈᑎᑦ
2018/19

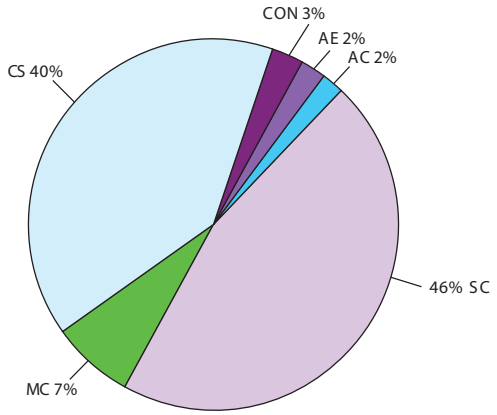

ᑐᓂᓯᖃᑦᑕᖕᓂᖅ ᐱᓕᕆᑦᑎᓂᐅᔪᓂᒃ ᖃᓄᐃᑦᑑᓂᖏᑦᑎᒍᑦ – ᐊᖏᓂᖏᑦᑎᒍᑦ ᐱᓕᕆᑦᑎᓂᐅᔪᓄᑦ >$100,000 – ᐃᓚᐅᙱᑐᑎᒃ ᐱᖁᑎᑖᕈᑎᑦ

ᖃᓄᐃᑦᑑᓂᖓ	2018/19		2017/18		2016/17	
ᖃᖓᑕᓱᒥ ᐊᑐᖕᓂᖅ (AC)	10	2%	17	4%	9	2%
ᑎᑎᕋᐅᔭᖕᓂᖅ/ᓴᓇᔭᕆᐊᓕᓕᕆᓂᖅ (AE)	10	2	5	1	16	3
ᐃᒡᓗᓕᐅᖕᓂᖅ (CON)	16	3	15	3	23	4
ᖃᐅᔨᓇᓱᙵᖕᓂᖕᒍᑦ ᐱᔨᑦᑎᕋᐅᑎᑦ (CS)	232	40	180	37	173	33
ᒥᑭᑦᑐᑦ ᐃᒡᓗᓕᕆᓂᐅᔪᑦ ᓱᕋᒃᓯᒪᔪᓕᕆᓂᖕᒍᑦᓘᓐᓃᑦ (MC)	41	7	62	13	63	12
ᐱᔨᑦᑎᕋᐅᑎᓂ ᐱᓕᕆᑦᑎᓂᖅ (SC)	267	46	203	42	239	46
ᑲᑎᕈᑎᒃ	576	100%	482	100%	523	100%

ᐅᓇ ᐃᓚᖓ ᕿᒥᕐᕈᐊᕐᑐᖅ ᐊᖏᑎᓂᖏᑦᑎᒍᑦ ᐱᓕᕆᑦᑎᓂᐅᔪᓂᒃ ᐊᑭᑐᓂᖅᓴᓂᒃ $100,000 ᐃᓚᐅᙱᑐᑎᒃ ᐱᖁᑎᑖᕈᑎᑦ.

ᒫᓂᐸᓗᒃ 86% ᑲᑎᓯᒪᓪᓗᑎᒃ ᐱᓕᕆᑦᑎᓂᐅᔪᑦ ᑕᒪᐅᓇ ᐊᑭᖏᑦᑎᒍᖓᔪᓂᒃ ᒪᑯᓄᖓᐅᔪᖅ ᐱᔨᑦᑎᕋᐅᑎᓂᒃ ᐱᓕᕆᑦᑎᓂᐅᔪᓂᒃ ᐊᒻᒪ ᖃᐅᔨᓇᓱᙵᖕᓂᖕᒍᑦ ᐱᓕᕆᑦᑎᓂᐅᔪᓂᒃ. ᐱᔨᑦᑎᕋᐅᑎᓂᒃ ᐱᓕᕆᑦᑎᓂᐅᔪᑦ ᐊᖏᓂᖏᑦᑎᒍᑦ ᐊᖏᓛᖓᒍᑎᐅᕗᖅ ᑕᒪᐅᓇ ᐊᕐᕌᒍᓕᖅᑐᓂᒃ ᖁᓕᓂᒃ (10). ᖃᐅᔨᒪᑦᑎ ᖃᐅᔨᓴᖕᓂᖅ ᐊᒻᒪ ᐱᔨᑦᑎᕋᐅᑎᓂᒃ ᐱᓕᕆᑦᑎᓂᐅᔪᑦ ᐅᓂᒃᑳᐅᓯᐅᖃᑦᑕᕐᒪᑕ ᐊᑕᐅᓯᒃᑰᖓᓪᓗᑎᒃ, ᑕᐃᒪᓕ ᒥᒃᓕᒋᐊᕐᓂᐅᔪᖅ ᐱᔨᑦᑎᕋᐅᑎᓂᒃ ᐱᓕᕆᑦᑎᓂᕐᒥᒃ ᐊᒻᒪᓗ ᐊᖏᒡᓕᒋᐊᕐᓂᐅᔪᖅ ᖃᐅᔨᓇᓱᙵᖕᓂᖕᒍᑦ ᐱᓕᕆᑦᑎᓂᐅᔪᑦ ᐃᒡᓗᖕᖓᖓᓄᖓᑐᐃᓐᓇᕆᐊᓖᑦ.

ᐱᓕᕆᑎᑦᑎᓂᐅᔪᑦ >$100,000 ᐊᑭᖏᑦᑎᒍᑦ – ᖃᓄᐃᑦᑑᓂᖏᑦᑎᒍᑦ

ᐊᑖᓂ ᑎᑎᖅᑐᒐᖅ *“ᓄᓇᕗᑦ ᒐᕙᒪᒃᑯᑦ ᑐᓂᓯᖃᑦᑕᖅᓂᖏᑦ ᐱᓕᕆᑎᑦᑎᓂᐅᔪᓂᒃ ᖃᓄᐃᑦᑑᓂᖏᑦᑎᒍᑦ – ᒪᓕᒃᑐᑎᒃ ᐊᑭᖏᓂᖏᑦᑎᒍᑦ – ᐱᓕᕆᑎᑦᑎᓂᐅᔪᓄᑦ > $100,000 – ᐃᓚᐅᖕᒋᑐᑎᒃ ᐱᖁᑎᑖᕈᑎᑦ”* ᓴᖅᑭᑏᑦᑎᓯᒪᔪᖅ ᑐᓂᓯᖃᑦᑕᖅᓂᕐᒥᒃ ᐱᓕᕆᑎᑦᑎᓂᐅᔪᓂᒃ ᖃᓄᐃᑦᑑᓂᖏᑦᑎᒍᑦ ᐊᑭᖏᓂᖏᑦᑎᒍᑦ ᐅᖓᑖᓃᑦᑐᓂᒃ $100,000 ᐃᓚᐅᖕᒋᑐᑎᒃ ᐱᖁᑎᑖᕈᑎᑦ.

ᓄᓇᕗᑦ ᒐᕙᒪᖓ
ᑐᓂᓯᖃᑦᑕᖅᓂᖅ ᐱᓕᕆᑎᑦᑎᓂᐅᔪᓂᒃ ᖃᓄᐃᑦᑑᓂᖏᑦᑎᒍᑦ – ᒪᓕᒃᑐᑎᒃ ᐊᑭᖏᑦᑎᒍᑦ
ᐱᓕᕆᑎᑦᑎᓂᐅᔪᓄᑦ > $100,000
ᐃᓚᐅᖕᒋᑐᑎᒃ ᐱᖁᑎᑖᕈᑎᑦ
2018/19

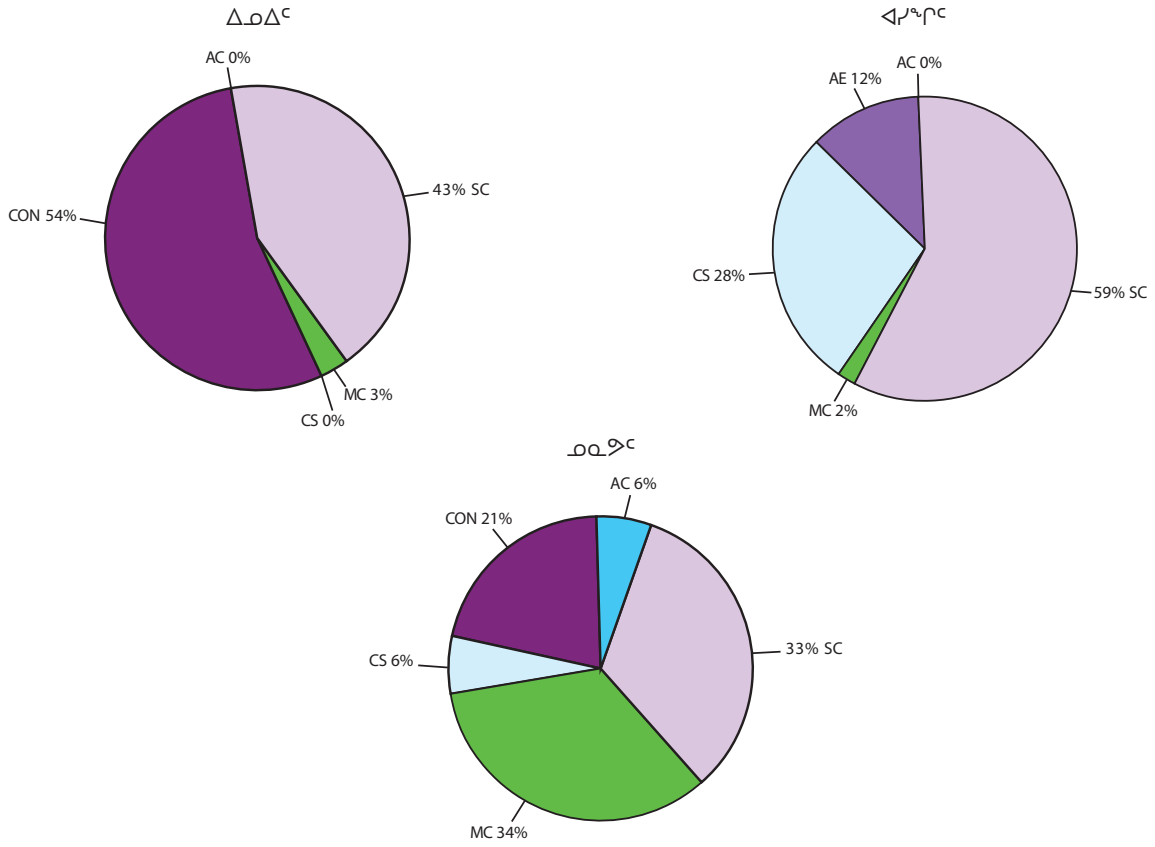

ᑎᑎᖅᑐᒐᐃᑦ ᖁᑖᓂ ᓴᖅᑭᔾᔭᖅᑎᑎᔪᑦ ᐱᓕᕆᑎᑦᑎᓂᐅᔪᓂᒃ ᑐᓂᓯᖃᑦᑕᖅᓂᕐᒥᒃ ᖃᓄᐃᑦᑑᓂᖏᑦᑎᒍᑦ ᐅᑯᓄᖓ ᐃᓄᐃᑦ, ᓄᓇᕗᑦ ᐊᒻᒪ ᐊᓯᖏᑦ ᓇᓗᓇᐃᒃᑯᑎᖏᑦᑎᒍᑦ.

ᑐᓂᓯᖃᑦᑕᕐᓂᖅ ᐱᓕᕆᑎᑦᑎᓂᐅᔪᓂᒃ ᖃᓄᐃᑦᑑᓂᖏᑦᑎᒍᑦ ᐊᒻᒪ ᖃᓄᐃᓕᖓᓂᖏᑦᑎᒍᑦ – ᐊᑭᖏᑦᑎᒍᑦ ᐱᓕᕆᑎᑦᑎᓂᐅᔪᓄᑦ > $100,000 – ᐃᓚᐅᖕᒋᓗᑎᒃ ᐱᕐᑯᑎᑖᕈᑎᑦ

2018/19
(ᑕᐅᓴᖏᓐᓂᒃ)

ᖃᓄᐃᑦᑑᓂᖓ	ᑐᓂᔭᐅᓯᒪᔪᑦ		ᐃᓄᐃᑦ		ᓄᓇᕗᑦ		ᐊᓯᖏᑦ	
ᖃᖓᑕᓲᒥ ᐊᑐᕐᓂᖅ (AC)	$ 1,920	-%	$ 777	40%	$ 28015%		$ 863	45%
ᑎᑎᕋᐅᔭᕐᓂᖅ/ᓴᓇᔭᕆᐊᓕᕆᕆᓂᖅ (AE)	25,359	5	-	-	-	-	25,359	100
ᐃᒡᓗᓕᐅᕐᓂᖅ (CON)	130,325	28	129,343	99	982	1	-	-
ᖃᐅᔨᓇᓱᖕᓂᕐᒧᑦ ᐱᔨᑦᑎᕋᐅᑎᑦ (CS)	60,639	13	578	1	295	-	59,766	99
ᒥᑭᑦᑐᑦ ᐃᒡᓗᓕᕆᓂᐅᔪᑦ ᓱᕋᒃᓯᒪᔪᓕᕆᓂᕐᒧᓪᓗᓐᓃᑦ (MC)	12,357	3	7,400	60	1,586	13	3,369	27
ᐱᔨᑦᑎᕋᐅᑎᓂ ᐱᓕᕆᑎᑦᑎᓂᖅ (SC)	230,540	50	102,537	44	1,568	1	126,435	55
ᑲᑎᖕᓗᑎᒃ	$ 461,140	100%	$240,637	52%	$ 4,711	1%	$215,792	47%

2017/18
(ᑕᓴᖏᓐᓂᒃ)

ᖃᓄᐃᑦᑑᓂᖓ	ᑐᓂᔭᐅᓯᒪᔪᑦ		ᐃᓄᐃᑦ		ᓄᓇᕗᑦ		ᐊᓯᖏᑦ	
ᖃᖓᑕᓲᒥ ᐊᑐᕐᓂᖅ (AC)	$ 2,843	1%	$ 2,676	94%	$ 167	6%	$ -	-%
ᑎᑎᕋᐅᔭᕐᓂᖅ/ᓴᓇᔭᕆᐊᓕᕆᕆᓂᖅ (AE)	2,129	-	-	-	-	-	2,129	100
ᐃᒡᓗᓕᐅᕐᓂᖅ (CON)	101,062	22	60,255	60	155	-	40,652	40
ᖃᐅᔨᓇᓱᖕᓂᕐᒧᑦ ᐱᔨᑦᑎᕋᐅᑎᑦ (CS)	61,032	13	2,602	4	400	1	58,030	95
ᒥᑭᑦᑐᑦ ᐃᒡᓗᓕᕆᓂᐅᔪᑦ ᓱᕋᒃᓯᒪᔪᓕᕆᓂᕐᒧᓪᓗᓐᓃᑦ (MC)	20,988	5	11,017	52	2,963	14	7,008	33
ᐱᔨᑦᑎᕋᐅᑎᓂ ᐱᓕᕆᑎᑦᑎᓂᖅ (SC)	266,085	59	153,478	58	741	-	111,866	42
ᑲᑎᖕᓗᑎᒃ	$454,139	100%	$230,028	51%	$4,426	1%	$219,685	48%

2016/17
(ᑕᐅᓴᖏᓐᓂᒃ)

ᖃᓄᐃᑦᑑᓂᖓ	ᑐᓂᔭᐅᓯᒪᔪᑦ		ᐃᓄᐃᑦ		ᓄᓇᕗᑦ		ᐊᓯᖏᑦ	
ᖃᖓᑕᓲᒥ ᐊᑐᕐᓂᖅ (AC)	$ 1,312	-%	$ 1,097	84%	$ 109	8%	$ 106	8%
ᑎᑎᕋᐅᔭᕐᓂᖅ/ᓴᓇᔭᕆᐊᓕᕆᕆᓂᖅ (AE)	13,198	5	269	2	-	-	12,929	98
ᐃᒡᓗᓕᐅᕐᓂᖅ (CON)	104,086	36	73,492	71	5,651	5	24,943	24
ᖃᐅᔨᓇᓱᖕᓂᕐᒧᑦ ᐱᔨᑦᑎᕋᐅᑎᑦ (CS)	34,479	12	1,672	5	-	-	32,807	95
ᒥᑭᑦᑐᑦ ᐃᒡᓗᓕᕆᓂᐅᔪᑦ ᓱᕋᒃᓯᒪᔪᓕᕆᓂᕐᒧᓪᓗᓐᓃᑦ (MC)	15,779	5	8,446	54	4,393	28	2,940	19
ᐱᔨᑦᑎᕋᐅᑎᓂ ᐱᓕᕆᑎᑦᑎᓂᖅ (SC)	124,178	42	14,251	11	264	-	109,663	88
ᑲᑎᖕᓗᑎᒃ	$293,032	100%	$ 99,227	34%	$10,417	4%	$183,388	63%

ᐊᕐᕌᒍᒧᑦ 2018/19, ᐳᓴᓐᑎᑎᒎᖓᓪᓗᑎᒃ ᐱᓕᕆᑎᑦᑎᓂᐅᔪᑦ ᑲᑎᓯᒪᓪᓗᑎᒃ, ᐊᑭᖏᑦᑎᒍᑦ ᐱᓕᕆᑎᑦᑎᓂᐅᔪᑦ ᐅᑯᓄᖓ ᐃᓄᐃᑦ ᓇᖕᒥᓂᖏᓄᑦ ᐊᖏᕐᓕᕆᐊᖅᑐᖅ 1%-ᒥᑦ. ᑮᓇᐅᔭᑎᒍᓪᓕ ᓴᕿᑎᑦᑎᓯᒪᔪᖅ 4.6%-ᒥᑦ ᐊᖏᕐᓕᕆᐊᕐᓂᖕᖓᓂᒃ ᐊᑭᖏᑦᑎᒍᑦ ᑐᓂᔭᐅᔪᑦ ᐃᓄᐃᑦ ᓇᖕᒥᓂᖏᓐᓄᑦ. ᐊᑭᖏᑦ ᓄᓇᕗᑦ ᓇᖕᒥᓂᖏᓐᓄᑦ ᐊᖏᕐᓕᕚᓪᓕᖅᑐᖅ 1% ᐊᕕᒃᑐᕐᓯᒪᓂᒃᑯᑦ. ᐳᓴᓐᑎᑎᒍᑦ ᐊᑭᖏᑦ "ᐊᓯᖏᑦ" ᓇᖕᒥᓂᖏᓐᓄᑦ ᒥᒃᓕᕚᓪᓕᖅᑐᖅ 1%-ᒥᑦ.

ᐊᕐᕌᒍᓂ ᐱᖓᓱᓂᒃ ᑕᕝᕙᓂ ᐅᓂᒃᑳᒥᑦ, ᑕᑯᓯᒪᕗᒍᑦ ᐳᓴᓐᑎᑎᒍᑦ ᐊᑭᖏᑦ ᐃᓕᕆᑎᑦᑎᓂᐅᔪᑦ ᑕᒪᐅᓈᖓᔪᑦ ᐊᖏᕐᓕᕆᐊᕐᓯᒪᓂᖓᓂᒃ 57%-ᒥᑦ ᑕᒪᐃᓐᓂᑦ. ᐊᑭᖏᑦᑎᒍᑦ ᐃᓄᐃᑦ ᓇᖕᒥᓂᖏᓐᓄᑦ ᐊᖏᕐᓕᕚᓪᓕᕐᐳᑦ 143%-ᒥᑦ, ᐊᒻᒪ ᓄᓇᕗᑦ ᓇᖕᒥᓂᖏᓐᓄᑦ ᒥᒃᓕᕚᓪᓕᖅᓗᓂ 55%-ᒥᑦ ᐊᒻᒪ ᐊᖏᕐᓕᕚᓪᓕᕐᓂᖃᖅᓗᑎᒃ ᐊᓯᖏᑦ ᓇᖕᒥᓂᖏᑦ 18%-ᒥᑦ.

ᓇᓗᓇᐃᔭᕐᓯᒪᔪᑦ ᐊᑐᓃᓕᖓᓪᓗᑎᒃ ᐱᓕᕆᑎᑦᑎᓂᐅᔪᓂᒃ ᓇᓂᔭᔪᓐᓇᖅᑐᖅ 2018/19 ᐱᓕᕆᑎᑦᑎᓂᕐᒧᑦ ᖃᓄᐃᓕᐅᕐᓂᐅᔪᓂᒃ ᐅᓂᒃᑳᓂᒃ (PAR), ᐃᓚᒍᑕᖅ ᑕ-ᒥᑦ.

ᐱᓕᕆᑎᑦᑎᓂᐅᔪᑦ > $100,000 ᐊᖏᓂᖏᑦᑎᒍᑦ – ᖃᓄᐃᑦᑑᓂᖓᒍᑦ

ᐊᑖᓂ ᑎᑎᖅᑐᒐᖅ “ᓄᓇᕗᑦ ᒐᕙᒪᒃᑯᑦ ᑐᓂᓯᖃᑦᑕᖅᓂᖏᑦ ᐱᓕᕆᑎᑦᑎᓂᐅᔪᓂᒃ ᖃᓄᐃᑦᑑᓂᖏᑦᑎᒍᑦ – ᐊᖏᓂᖏᑦᑎᒍᑦ – ᐱᓕᕆᑎᑦᑎᓂᐅᔪᓄᑦ > $100,000 – ᐃᓚᐅᙱᓐᓂᑎᒃ ᐱᖁᑎᑖᕈᑎᑦ” ᓴᖅᑭᑎᑦᑎᓯᒪᔪᖅ ᑐᓂᓯᓂᐅᖃᑦᑕᖅᑐᖅ ᐱᓕᕆᑎᑦᑎᓂᐅᔪᓂᒃ ᖃᓄᐃᑦᑑᓂᖏᑦᑎᒍᑦ ᐊᖏᓂᖏᑦᑎᒍᑦ ᐱᓕᕆᑎᑦᑎᓂᐅᔪᓂᒃ ᐅᖓᑖᓃᑦᑐᓂᒃ $100,000 ᐃᓚᐅᙱᓐᓂᑎᒃ ᐱᖁᑎᑖᕈᑎᑦ.

ᓄᓇᕗᑦ ᒐᕙᒪᖓ
ᑐᓂᓯᖃᑦᑕᖅᓂᖅ ᐱᓕᕆᑎᑦᑎᓂᐅᔪᓂᒃ ᖃᓄᐃᑦᑑᓂᖏᑦᑎᒍᑦ – ᐊᖏᓂᖏᑦᑎᒍᑦ
ᐱᓕᕆᑎᑦᑎᓂᐅᔪᓄᑦ > $100,000
ᐃᓚᐅᙱᓐᓂᑎᒃ ᐱᖁᑎᑖᕈᑎᑦ
2018/19

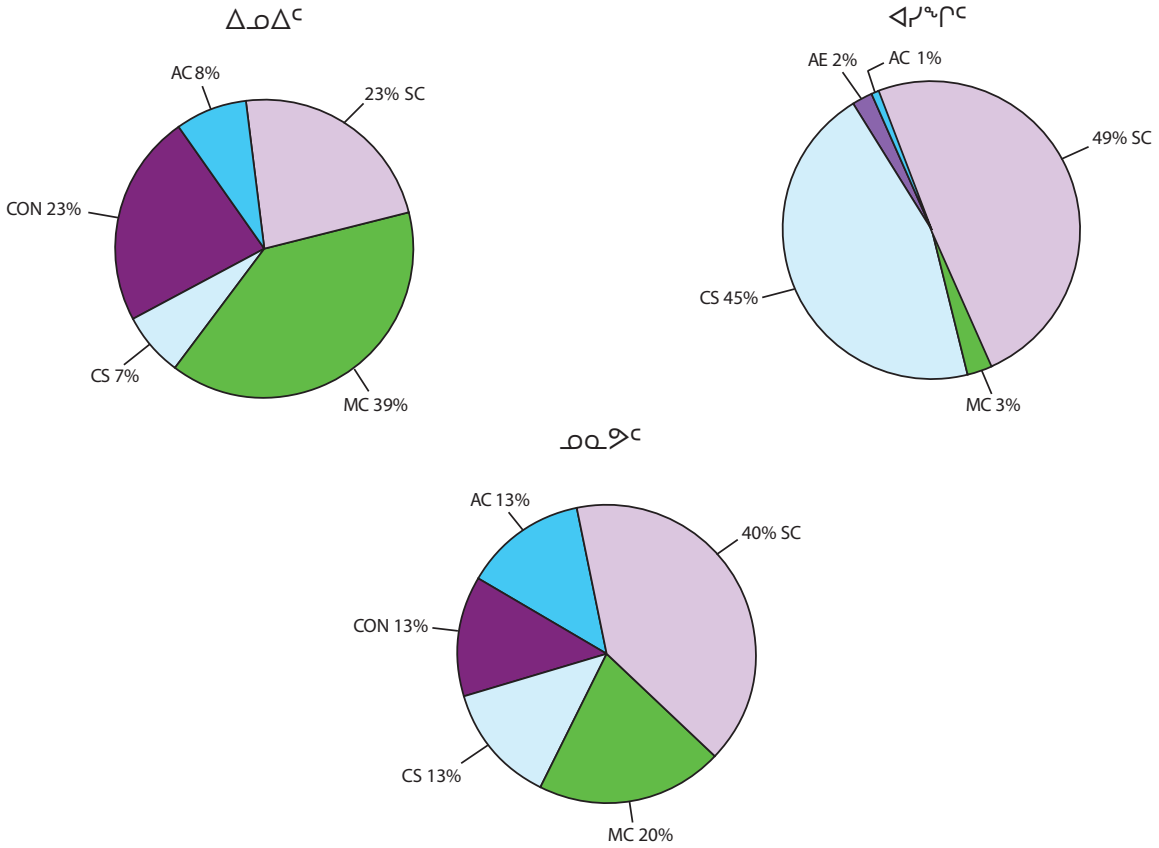

ᑐᓂᓯᖃᑦᑕᖅᓂᖅ ᐱᓕᕆᑎᑦᑎᓂᐅᔪᓂᒃ ᖃᓄᐃᑦᑑᓂᖏᑦᑎᒍᑦ – ᐊᖏᓂᖏᑦᑎᒍᑦ ᐱᓕᕆᑎᑦᑎᓂᐅᔪᓄᑦ > $100,000 – ᐃᓚᐅᙱᓐᓂᑎᒃ ᐱᖁᑎᑖᕈᑎᑦ

2018/19

ᖃᓄᐃᑦᑑᓂᖓ	ᑐᓂᔭᐅᓯᒪᔪᑦ		ᐃᓄᐃᑦ		ᓄᓇᕗᑦ		ᐊᓯᖏᑦ	
ᖃᖓᑕᓲᒥ ᐊᑐᖅᓂᖅ (AC)	10	2%	5	50%	2	20%	3	30%
ᑎᑎᕋᐅᔭᖅᓂᖅ/ᓴᓇᔭᕆᐊᓕᕆᓂᖅ (AE)	10	2	-	-	-	-	10	100
ᐃᒡᓗᓕᐅᖅᓂᖅ (CON)	16	3	14	88	2	13	-	-
ᖃᐅᔨᓇᓱᖕᓂᖅᒧᑦ ᐱᔨᑦᑎᕋᐅᑎᑦ (CS)	232	40	4	2	2	1	226	97
ᒥᑭᑦᑐᑦ ᐃᒡᓗᓕᕆᓂᐅᔪᑦ ᓱᕋᒃᓯᒪᔪᓕᕆᓂᖅᒧᑦᓗᓐᓃᑦ (MC)	41	7	24	59	3	7	14	34
ᐱᔨᑦᑎᕋᐅᑎᓂ ᐱᓕᕆᑎᑦᑎᓂᖅ (SC)	267	46	14	5	6	2	247	93
ᑲᑎᖕᓗᑎᒃ	576	100%	61	11%	15	3%	500	87%

2017/18

ᖃᓄᐃᑦᑑᓂᖓ	ᑐᓂᔭᐅᓯᒪᔪᑦ		ᐃᓄᐃᑦ		ᓄᓇᕗᑦ		ᐊᓯᖏᑦ	
ᖃᖓᑕᓲᒥ ᐊᑐᖅᓂᖅ (AC)	17	4%	16	94%	1	6%	-	-%
ᑎᑎᕋᐅᔭᖅᓂᖅ/ᓴᓇᔭᕆᐊᓕᓕᕆᓂᖅ (AE)	5	1	-	-	-	-	5	100
ᐃᒡᓗᓕᐅᖅᓂᖅ (CON)	15	3	10	67	1	7	4	27
ᖃᐅᔨᓇᓱᖕᓂᕐᒧᑦ ᐱᔨᑦᑎᕋᐅᑎᑦ (CS)	180	37	9	5	3	2	168	93
ᒥᑭᑦᑐᑦ ᐃᒡᓗᓕᕆᓂᐅᔪᑦ ᓱᕋᒃᓯᒪᔪᓕᕆᓂᕐᒧᓪᓗᓐᓃᑦ (MC)	62	13	31	50	10	16	21	34
ᐱᔨᑦᑎᕋᐅᑎᓂ ᐱᓕᕆᑦᑎᓂᖅ (SC)	203	42	17	8	4	2	182	90
ᑲᑎᖕᓗᑎᒃ	482	100%	83	17%	19	4%	380	79%

2016/17

ᖃᓄᐃᑦᑑᓂᖓ	ᑐᓂᔭᐅᓯᒪᔪᑦ		ᐃᓄᐃᑦ		ᓄᓇᕗᑦ		ᐊᓯᖏᑦ	
ᖃᖓᑕᓲᒥ ᐊᑐᖅᓂᖅ (AC)	9	2%	7	78%	1	11%	1	11%
ᑎᑎᕋᐅᔭᖅᓂᖅ/ᓴᓇᔭᕆᐊᓕᓕᕆᓂᖅ (AE)	16	3	2	13	-	-	14	88
ᐃᒡᓗᓕᐅᖅᓂᖅ (CON)	23	4	16	70	4	17	3	13
ᖃᐅᔨᓇᓱᖕᓂᕐᒧᑦ ᐱᔨᑦᑎᕋᐅᑎᑦ (CS)	173	33	7	4	-	-	166	96
ᒥᑭᑦᑐᑦ ᐃᒡᓗᓕᕆᓂᐅᔪᑦ ᓱᕋᒃᓯᒪᔪᓕᕆᓂᕐᒧᓪᓗᓐᓃᑦ (MC)	63	12	34	54	17	27	12	19
ᐱᔨᑦᑎᕋᐅᑎᓂ ᐱᓕᕆᑦᑎᓂᖅ (SC)	239	46	18	8	2	1	219	92
ᑲᑎᖕᓗᑎᒃ	523	100%	84	16%	24	5%	415	79%

ᐱᔨᑦᑎᕋᐅᑎᓂᒃ ᐱᓕᕆᑦᑎᓂᐅᔪᑦ ᓴᕿᑎᑦᑎᓯᒪᔪᖅ ᐅᓄᕐᓂᖅᐸᓂᒃ ᐱᓕᕆᑦᑎᓂᐅᔪᓂᒃ ᑕᒪᐅᓇ. ᑕᒪᓐᓇ ᑕᐃᒪᐃᓕᖓᐃᓐᓇᖅᑐᖅ ᐊᕐᕌᒍᓂ 7-ᓂ ᐅᕙᓂ ᐅᓂᒃᑳᒥᑦ.

ᐊᕐᕌᒍᒧᑦ 2018/19, ᐳᓴᓐᑎᑎᒍᑦ ᑲᑎᖕᓗᑎᒃ ᐱᓕᕆᑦᑎᓂᐅᔪᑦ, ᐊᖏᓂᖏᑦᑎᒍᑦ ᑐᓂᔭᐅᔪᑦ ᐃᓄᐃᑦ ᓇᖕᒥᓂᖏᓐᓄᑦ ᒥᒃᓵᕝᕙᓪᓕᖅᑐᖅ 6%-ᒥᑦ, ᐊᒻᒪᓗ ᐊᖏᓂᖏᑦᑎᒍᑦ ᓄᓇᕗᑦ ᓇᖕᒥᓂᖏᓐᓄᑦ ᒥᑭᓵᕝᕙᓪᓕᖅᓗᓂ 1%. ᐊᖏᓂᖏᑦᑎᒍᑦ ᐱᓕᕆᑦᑎᓂᐅᔪᑦ ᐊᓯᖏᑦ ᓇᖕᒥᓂᖏᓐᓄᑦ ᐊᖏᒡᓕᕝᕙᓪᓕᖅᓗᓂ 8%-ᒥᑦ.

ᐊᕐᕌᒍᒧᑦ 2017/18, ᐳᓴᓐᑎᑎᒍᑦ ᑲᑎᖕᓗᑎᒃ ᐱᓕᕆᑦᑎᓂᐅᔪᑦ, ᐊᖏᓂᖏᑦᑎᒍᑦ ᐱᓕᕆᑦᑎᓂᐅᔪᑦ ᐊᖏᒡᓕᕝᕙᓪᓕᖅᑐᖅ 1%-ᒥᑦ ᐊᒻᒪ ᐊᖏᓂᖏᑦᑎᒍᑦ ᓄᓇᕗᑦ ᓇᖕᒥᓂᖏᓐᓄᑦ ᒥᒃᓵᕝᕙᓪᓕᖅᓗᓂ 1%. ᐊᖏᓂᖏᑦᑎᒍᑦ ᐱᓕᕆᑦᑎᓂᐅᔪᑦ ᐊᓯᖏᑦ ᓇᖕᒥᓂᖏᓐᓄᑦ ᓱᕋᓱᕋᓯᒪᙱᑦᑐᖅ.

ᐊᕐᕌᒍᒧᑦᓕ 2016/17, ᐳᓴᓐᑎᑎᒍᑦ ᑲᑎᓯᒪᓪᓗᑎᒃ ᐱᓕᕆᑦᑎᓂᐅᔪᑦ, ᐊᖏᓂᖏᑦᑎᒍᑦ ᑐᓂᔭᐅᔪᑦ ᐃᓄᐃᑦ ᓇᖕᒥᓂᖏᓐᓄᑦ ᒥᒃᓵᕝᕙᓪᓕᖅᑐᖅ 3%-ᒥᑦ. ᐊᖏᓂᖏᑦᑎᒍᑦ ᐱᓕᕆᑦᑎᓂᐅᔪᑦ ᓄᓇᕗᑦ ᓇᖕᒥᓂᖏᓐᓄᑦ ᒥᒃᓵᕝᕙᓪᓕᖅᑐᖅ 1%. ᐊᖏᓂᖏᑦᑎᒍᑦ ᐱᓕᕆᑦᑎᓂᐅᔪᑦ ᐊᓯᖏᑦ ᓇᖕᒥᓂᖏᓐᓄᑦ ᐊᖏᒡᓕᕝᕙᓪᓕᖅᑐᖅ 3%-ᒥᑦ.

ᑕᑯᔪᓐᓇᖅᑐᒍᑦ ᖃᓄᐃᓕᐅᕈᓯᐅᔪᓂᒃ ᐊᖏᓂᖏᑦᑎᒍᑦ ᐱᓕᕆᑦᑎᓂᐅᔪᑦ ᑕᒪᐅᓈᖓᔪᓂᒃ. ᐃᓄᐃᑦ ᓇᖕᒥᓂᖏᑦ ᓵᓚᒃᓴᕐᓯᒪᔪᑦ ᒫᓂ 18% ᑖᒃᑯᓇᓂ ᐱᓕᕆᑦᑎᓂᐅᔪᓂᒃ. ᓄᓇᕗᑦ ᓵᓚᒃᓴᕐᓯᒪᓪᓗᑎᒃ 5% ᑖᒃᑯᓇᖕᒐᑦ ᐱᓕᕆᑦᑎᓂᐅᔪᓂᒃ ᐊᒻᒪ ᐊᓯᖏᑦ ᓇᖕᒥᓂᖏᑦ ᓵᓚᒃᓴᕐᓯᒪᓪᓗᑎᒃ 76% ᐊᖏᓂᖏᑦᑎᒍᑦ ᑖᒃᑯᓇᖕᒐᑦ ᐱᓕᕆᑦᑎᓂᐅᔪᓂᒃ. ᑕᑯᓗᒍ ᓇᓗᓇᐃᒃᑯᑎ ᐊᑖᓃᑦᑐᖅ ᑎᑎᕋᐅᓯᖃᖅᑐᖅ ᐳᓴᓐᑎᑎᒍᑦ ᐊᕕᒃᓯᒪᓂᐅᔪᓂᒃ ᐊᕐᕌᒍᓂᒃ ᖁᓕᓂᒃ (10).

ᐊᕐᕌᒍ	ᐃᓄᐃᑦ	ᓄᓇᕗᑦ	ᐊᓯᖏᑦ
2018/19	11%	3%	87%
2017/18	17%	4%	79%
2016/17	16%	5%	79%
2015/16	19%	6%	76%
2014/15	20%	3%	77%
2013/14	23%	6%	71%
2012/13	14%	6%	80%
2011/12	25%	6%	69%
2010/11	20%	5%	75%
2009/10	19%	8%	73%
ᐊᑐᖅᓂᐅᒡᒍᔪᖅ	18.4%	5.2%	76.6%

3. ᐊᖏᕐᑲᑎᒌᖕᓂᒃᑯᑦ ᐱᓕᕆᑎᑦᑎᓂᖅ

ᐊᑖᓂ ᑎᑎᖅᑐᒐᖅ *“ᓄᓇᕗᑦ ᒐᕙᒪᒃᑯᑦ ᑐᓂᓯᖃᑦᑕᕐᓂᖏᑦ ᐱᓕᕆᑎᑦᑎᓂᐅᔪᓂᒃ > $25,000 ᒪᐅᖓ <= $100,000 ᐱᓕᕆᑎᑦᑎᔾᔪᑎᑎᒍᑦ”* ᓴᕿᑎᑦᑎᓯᒪᔪᖅ ᑐᓂᓯᖃᑦᑕᕐᓂᕐᒥᒃ ᐱᓕᕆᑎᑦᑎᔾᔪᑎᓕᕆᓂᒃᑯᑦ – ᒪᓕᒃᑐᑎᒃ ᐊᑭᖏᑦᑎᒍᑦ ᐃᓚᐅᙱᑐᑎᒃ ᐱᕐᑯᑎᑖᕈᑎᓄᑦ ᐱᓕᕆᑎᑦᑎᔾᔪᑎᑦ, ᐱᓕᕆᑎᑦᑎᔾᔪᑎᐅᔪᑦ ᐅᖓᕙᕆᐊᖅᑕᐅᓂᑯᑦ ᐊᕐᕌᒍᓂ ᓯᕗᓂᖏᓐᓂᒃ ᐊᒻᒪ ᐃᓕᕆᑎᑦᑎᓂᐅᔪᑦ ᑐᓂᔭᐅᔪᑦ ᐊᖏᕐᑲᑎᒌᒍᑎᒃᑯᑦ.

ᓄᓇᕗᑦ ᒐᕙᒪᖓ
ᑐᓂᓯᖃᑦᑕᕐᓂᖅ ᐱᓕᕆᑎᑦᑎᓂᐅᔪᓂᒃ> $25,000 ᒪᐅᖓ <= $100,000 ᐱᓕᕆᑎᑦᑎᔾᔪᑎᑎᒍᑦ
– ᐊᑭᖏᑦᑎᒍᑦ
2018/19

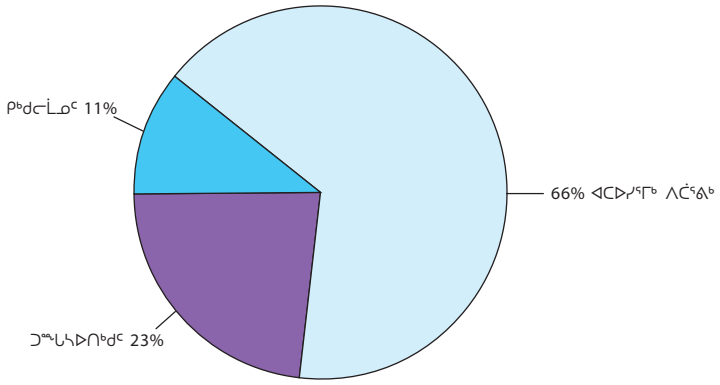

ᑐᓂᓯᖃᑦᑕᕐᓂᖅ ᐱᓕᕆᑎᑦᑎᓂᐅᔪᓂᒃ > $25,000 ᒪᐅᖓ <= $100,000 ᐱᓕᕆᑎᑦᑎᔾᔪᑎᑎᒍᑦ – ᐊᑭᖏᑦᑎᒍᑦ (ᑕᐅᓴᖏᓐᓂᒃ)

ᐊᕐᕌᒍ	ᑐᓂᔭᐅᔪᑦ	ᑭᒃᑯᓕᒫᓄᑦ		ᑐᙵᕐᐅᑎᒃᑯᑦ		ᐊᑕᐅᓯᕐᒥᒃ	ᐱᑖᕐᕕᒃ
2018/19	$11,201	$1,241	11%	$2,596	23%	$7,364	66%
2017/18	12,809	1,923	15	2,942	23	7,944	62
2016/17	13,348	3,780	28	3,033	23	6,535	49

ᐱᓕᕆᑎᑦᑎᓂᐅᔪᑦ ᐱᓕᕆᐊᖑᕙᓕᖅᑕᑦᑐᑦ ᐱᒡᒍᓴᐅᑎᑦᑎᓂᒃᑯᑦ ᐅᕝᕙᓘᓐᓃᑦ ᐱᒡᒍᓴᐅᑎᓂᒃᑰᖕᒋᑦᑐᖅ ᑐᒃᓯᕋᐅᑎᑎᒍᑦ ᐅᕝᕙᓘᓐᓃᑦ ᐱᒡᒍᓴᐅᑎᓂᒃᑰᖕᒋᑦᑐᖅ ᑐᒃᓯᕋᐅᑎᓂᒃ ᐱᓕᕆᔪᒪᓂᕐᒍᑦ. ᐱᒡᒍᓴᐅᑎᓂᖅ ᑐᑭᖃᖅᑐᖅ ᐊᐱᕆᓪᓗᑎᒃ ᐊᑕᐅᓯᑐᐊᖑᖕᒋᑦᑐᒥᒃ ᐱᓕᕆᕝᕕᓕᖕᓂᒃ ᑭᐅᕐᑯᔨᓯᒪᓪᓗᑎᒃ; ᑕᐃᒪᐃᓕᐅᖃᑦᑕᖅᑐᑦ ᑐᙵᕐᐅᑎᓕᐅᕐᓂᒃᑯᑦ ᐅᕝᕙᓘᓐᓃᑦ ᑭᒃᑯᓕᒫᓄᑦ ᒪᓂᕐᐅᑎᓕᐅᕐᓂᒃᑯᑦ. ᐱᓗᒡᒍᓴᐅᑎᓂᐅᖑᖕᒋᑦᑐᕐᓕ ᑐᑭᖃᖅᑐᖅ ᐊᑕᐅᓯᑐᐊᕐᒥᑦ ᑐᓂᓯᕐᑯᔨᓪᓗᑎᒃ ᐊᑭᑦᑐᕋᐅᑎᒍᑎᒥᒃ ᑐᒃᓯᕋᐅᑎᒥᓪᓗᕝᕙᓘᓐᓃᑦ; ᐱᑕᖃᕐᒥᔪᖅ ᖃᐅᔨᒪᔭᐅᓂᕐᓴᒥᒃ ‘ᐊᑕᐅᓯᖅ’ ᐅᕝᕙᓘᓐᓃᑦ ‘ᑖᓐᓇᑐᐊᖅ’ ᐱᑖᕐᕕᐅᔪᓐᓇᖅᑐᓂᒃ ᐱᓇᓱᖕᓂᖅ. ᐊᑭᖏᑦ ᐊᒻᒪ ᐊᖏᓂᖏᑦ ᐊᑕᐅᓯᑐᐊᖅ ᐱᑖᕐᕕᐅᔪᓐᓇᖅᑐᓄᑦ ᖃᐅᔨᓴᖅᑕᐅᒃᑲᓐᓂᕐᓯᒪᔪᑦ ᐅᕝᕙᓂ.

2018/19-ᒥᑦ, ᑕᒪᐅᓈᖅᑐᓂᒃ ᑲᑎᕈᑎᒃ ᐱᓕᕆᑎᑦᑎᓂᐅᔪᑦ ᐊᑭᖏᑦᑎᒍᑦ ᒫᓃᓕᐅᕐᑐᖅ $11,201,000 (ᑕᐅᓴᖏᓐᓄᑦ ᖃᓂᓛᒫᖓᔪᑦ), $3,837,000 ᒪᑯᓄᖓ ᑭᒃᑯᓕᒫᓂᒃ ᐅᕝᕙᓘᓐᓃᑦ ᑐᙵᕐᐅᑎᒃᑯᑦ ᐊᑭᑦᑐᕋᐅᑎᒍᑎᓂᒃ ᐅᕝᕙᓘᓐᓃᑦ ᑐᒃᓯᕋᐅᓯᐅᕐᓂᒃᑯᑦ (44%) ᐊᒻᒪ $7,369,000 ᐊᑕᐅᓯᑐᐊᖅ ᐱᑖᕐᕕᐅᔪᓐᓇᖅᑐᑎᒍᑦ (66%).

2017/18-ᒥᑦ, ᑕᒪᐅᓈᖅᑐᓂᒃ ᑲᑎᕈᑎᒃ ᐱᓕᕆᑎᑦᑎᓂᐅᔪᑦ ᐊᑭᖏᑦᑎᒍᑦ ᒫᓃᓕᐅᕐᑐᖅ $12,809,000 (ᑕᐅᓴᖏᓐᓄᑦ ᖃᓂᓛᒫᖓᔪᑦ), $4,856,000 ᒪᐅᓇ ᐱᓕᕆᐊᖑᓚᐅᕐᑐᑦ ᑭᒃᑯᓕᒫᓂᒃ ᐅᕝᕙᓘᓐᓃᑦ ᑐᙵᕐᐅᑎᑎᒍᑦ ᐊᑭᑦᑐᕋᐅᑎᒍᑎᓂᒃ ᐅᕝᕙᓘᓐᓃᑦ ᑐᒃᓯᕋᐅᑎᑎᒍᑦ (38%) ᐊᒻᒪ $7,944,000 ᐊᑕᐅᓯᑐᐊᖅ ᐱᑖᕐᕕᐅᔪᓐᓇᖅᑐᑎᒍᑦ (62%).

2016/17-ᒥᑦ, ᑕᒪᐅᓈᖅᑐᓂᒃ ᑲᑎᕈᑎᒃ ᐱᓕᕆᑎᑦᑎᓂᐅᔪᑦ ᐊᖏᑎᑦᑎᒍᑦ ᒫᓃᓕᐅᕐᑐᖅ $13,348,000 (ᑕᐅᓴᖏᓐᓄᑦ ᖃᓂᓛᒫᖓᔪᑦ) $6,813,000 ᒪᐅᓇ ᐱᓕᕆᐊᖑᓚᐅᕐᑐᑦ ᑭᒃᑯᓕᒫᓂ ᐅᕝᕙᓘᓐᓃᑦ ᑐᙵᕐᐅᑎᒃᑯᑦ ᐊᑭᑦᑐᕋᐅᑎᓂᒃ ᐱᔪᒪᓂᒃᑯᑦ (51%) ᐊᒻᒪ $6,535,000 ᐊᑕᐅᓯᕐᒥᑦ ᐱᑖᕐᕕᐅᕙᒃᑐᓂᒃ (49%).

ᐊᑐᖅᑕᐅᔭᕆᐊᖃᕐᒪᑕ ᑕᒪᐃᓐᓄᑦ ᐱᕐᑯᑎᑖᕈᑎᓄᑦ ᐊᒻᒪ ᐱᔨᑦᑎᕋᐅᑎᓄᑦ ᐊᑭᖃᖅᑐᓄᑦ $25,000 ᐅᖓᑖᓂᒃ ᐊᒻᒪ ᐃᒡᓗᓕᐅᕐᓂᕐᒧᑦ ᐊᑭᖃᖅᑐᓂᒃ $100,000 ᐅᖓᑖᓂ. ᑐᙵᕐᐅᑎᑦ ᐊᑭᑦᑐᕋᐅᑎᒍᑎᓄᑦ ᐱᐊᓂᒃᑕᐅᕙᒃᑐᑦ ᐱᕐᑯᑎᓄᑦ ᐊᒻᒪ ᐱᔨᑦᑎᕋᐅᑎᓄᑦ ᐅᖓᑖᓐᓂᕐᑐᓄᑦ $5,000 ᑐᖕᒐᓐᓂᕐᑐᓂᒃ $25,000. ᐅᓇ ᐃᓚᖃᕐᒥᔪᖅ ᑎᑎᕋᐅᔭᕐᓂᖅ/ᓴᓇᔭᕆᐊᓕᕆᓇᓂᖅ ᐊᒻᒪ ᐃᒡᓗᓕᐅᕐᓂᕐᒥᒃ ᑐᖕᒐᓐᓂᕐᑐᓂᒃ $100,000.

ᒪᑯᓂᖓ ᐱᓕᕆᑎᑦᑎᓂᐅᔪᑦ ᕿᑎᐊᓐᓂᕐᑐᓂᒃ $25,000 ᐊᒻᒪ $100,000, ᑕᑯᓯᒪᕗᒍᑦ ᐊᕐᕌᒍᑦ ᐱᖓᓱᓂᒃ ᐊᑭᖏᑦᑎᒍᑦ ᐊᕕᒃᑕᐅᓯᒪᓂᖏᑦᑎᒍᑦ ᐅᓇ ᐊᑕᐅᓯᑐᐊᖑᓪᓗᑎᒃ ᐱᑕᖃᖅᑎᑦᓯᔾᔨᐅᕙᑦᑐᓄᑦ ᐱᓕᕆᑎᑦᑎᓂᐅᔪᖅ ᐊᖏᒡᓕᒋᐊᕐᓂᖓᓂᒃ 17%-ᒥᑦ. ᑮᓇᐅᔭᓪᓚᑦᑖᑎᒍᑦ ᐱᔾᔪᑎᖃᖅᑐᖅ 13%-ᒥᒃ ᐊᖏᒡᓕᒋᐊᖅᓯᒪᓂᖏᓐᓄᑦ.

ᐱᓕᕆᑦᑎᓂᐅᔪᑦ >$25,000 ᒪᐅᖔ <=$100,000: ᐱᓕᕆᔾᔪᓯᖅᑎᒍᑦ

ᐊᑖᓂ ᑎᑎᖅᑐᒐᖅ *“ᓄᓇᕗᑦ ᒐᕙᒪᒃᑯᑦ ᑐᓂᓯᖃᑦᑕᖅᓂᖏᑦ ᐱᓕᕆᑦᑎᓂᐅᔪᓂᒃ > $25,000 ᒪᐅᖔ <= $100,000 ᐱᓕᕆᔾᔪᓯᖅᑎᒍᑦ”* ᓴᕿᑎᑦᑎᓯᒪᔪᖅ ᑐᓂᓯᖃᑦᑕᖅᓂᖏᒃ ᐱᓕᕆᔾᔪᓯᖅᑎᒍᑦ – ᒪᓕᒃᑐᑎᒃ ᐊᖏᓂᖏᑦᑎᒍᑦ ᐃᓚᐅᙱᑐᑎᒃ ᐱᖁᑎᑖᕈᑎᑦ, ᐱᓕᕆᑦᑎᔾᔪᑎᑦ ᐅᖔᕙᕆᐊᖅᑕᐅᓂᑯᑦ ᐊᖁᒍᓂ ᓯᕗᓂᖏᓐᓂᒃ ᐊᒻᒪᓗ ᐱᓕᕆᑦᑎᔾᔪᑎᑦ ᑐᓂᔭᐅᔪᑦ ᐊᖏᖅᑲᑎᑖᒍᑎᒃᑯᑦ.

ᓄᓇᕗᑦ ᒐᕙᒪᖔᑦ
ᑐᓂᓯᖃᑦᑕᖅᓂᖅ ᐱᓕᕆᑦᑎᔾᔪᑎᓂᒃ > $25,000 ᒪᐅᖔ <= $100,000 ᐱᓕᕆᑦᑎᔾᔪᓯᖅᑎᒍᑦ
- ᐊᖏᓂᖏᑦᑎᒍᑦ
2018/19

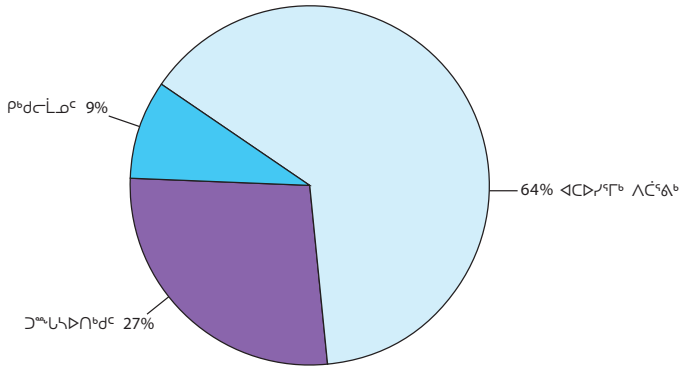

ᑐᓂᓯᖃᑦᑕᖅᓂᖅ ᐱᓕᕆᑦᑎᓂᕐᒥᒃ ᐱᓕᕆᑦᑎᔾᔪᑎᑎᒍᑦ – ᐊᑭᖏᑦᑎᒍᑦ

ᐊᖁᒍ	ᑐᓂᔭᐅᔪᑦ	ᑭᒃᑯᓕᒫᓄᑦ		ᑐᙵᕐᓴᐅᑎᒃᑯᑦ		ᐊᑕᐅᓯᕐᒥᒃ ᐱᑖᕐᕕᒃ	
2018/19	197	17	9%	53	27%	127	64%
2017/18	229	32	14	57	25	140	61
2016/17	226	60	27	53	23	113	50

ᐊᖁᒍᒧᑦ 2018/19, ᐳᓴᓐᑎᑎᒍᑦ ᐊᖏᓂᖏᑦᑎᒍᑦ ᐊᑕᐅᓯᕐᒥ ᐱᑖᕐᕕᐅᕙᒃᑐᒥ ᐱᓕᕆᑦᑎᓂᐅᔪᑦ ᐅᓄᕐᓯᕙᓪᓕᖅᐳᖅ 3% ᐊᕕᒃᑐᕐᓯᒪᓂᒃᑯᑦ ᑕᒪᐅᓇ ᐊᑭᖅᑲᖅᑐᓂᒃ. ᓇᐃᓴᐅᑎᓪᓗᒃᑯᑦ, ᐅᓇ ᓴᕿᑎᑦᑎᓯᒪᔪᖅ 13-ᓂ ᑐᓂᔭᐅᙱᓐᓂᕐᓴᐅᓯᒪᓂᕐᒥᒃ ᐱᓕᕆᑦᑎᔾᔪᑎᓂᒃ.

ᐊᖁᒍᒧᑦ 2017/18, ᐳᓴᓐᑎᑎᒍᑦ ᐊᖏᓂᖏᑦᑎᒍᑦ ᐊᑕᐅᓯᑐᐊᕐᒥ ᐱᑖᕐᕕᐅᕙᒃᑐᓂᒃ ᐱᓕᕆᑦᑎᓂᐅᔪᑦ ᐊᖏᒡᓕᒋᐊᖅᐳᑦ 11%-ᒥᑦ 2016/17-ᒥ, ᐅᓇ ᓴᕿᑎᑦᑎᓯᒪᔪᖅ ᐊᖏᒡᓕᕝᕙᓪᓕᕐᓂᕐᒥᒃ ᖃᔅᓯᐅᓂᖏᑦᑎᒍᑦ ᐊᑕᐅᓯᑐᐊᕐᒥ ᐱᑖᕐᕕᐅᕙᒃᑐᓄᑦ ᐱᓕᕆᑦᑎᓂᐅᔪᑦ 27 ᐱᓕᕆᑦᑎᓂᕐᓄᑦ.

ᐊᖁᒍᒧᑦ 2016/17, ᐳᓴᓐᑎᑎᒍᑦ ᐊᖏᓂᖏᑦᑎᒍᑦ ᐊᑕᐅᓯᑐᐊᕐᒥ ᐱᑖᕐᕕᐅᕙᒃᑐᒥ ᐱᓕᕆᑦᑎᓂᐅᔪᑦ ᒥᒃᓱᕙᓪᓕᕐᑐᑦ 5%-ᒥ. ᓇᐃᓴᐅᑎᓪᓗᒃᑎᒍᑦ ᐅᓇ ᓴᕿᑎᑦᑎᓯᒪᔪᖅ ᖁᓕᓂᒃ (10) ᐱᓕᕆᑦᑎᓂᐅᔪᓂᒃ ᑐᓂᔭᐅᙱᓐᓂᕐᓴᐅᓂᖏᓐᓂᒃ.

ᐊᖁᒍᓂ ᐱᖓᓯᓂᒃ (3) ᖃᓄᐃᓕᐅᕈᑎᐅᔪᓄᑦ ᓇᓗᓇᐃᒃᑯᑎᑎᒍᑦ ᖁᑖᓂ, ᐊᖏᑎᒋᓂᖏᑦᑎᒍᑦ ᐊᑕᐅᓯᑐᐊᕐᒥ ᐱᑖᕐᕕᐅᕙᒃᑐᓂᒃ ᐱᓕᕆᑦᑎᓂᐅᔪᑦ ᐅᓄᕐᓯᕙᓪᓕᕐᖅᐳᖅ 12% ᐊᒻᒪ ᐊᕕᒃᑐᕐᓯᒪᓂᒃᑯᑦ ᐅᓄᕐᓯᕙᓪᓕᕐᓗᓂ 14%-ᒥᑦ.

ᐱᓕᕆᑎᑦᑎᓂᐅᔪᑦ >$25,000 ᒪᐅᖓ <=$100,000: ᖃᓄᐃᑦᑑᓂᖓᒍᑦ

ᐊᑖᓂ ᑎᑎᖅᑐᒐᖅ "ᓄᓇᕗᑦ ᒐᕙᒪᒃᑯᑦ ᑐᓂᓯᖃᑦᑕᕐᓂᖏᑦ ᐊᑕᐅᓯᑐᐊᕐᒥ ᐱᑖᕐᕕᐅᕙᒃᑐᓄᑦ ᐱᓕᕆᑎᑦᑎᓂᐅᔪᓄᑦ > $25,000 ᒪᐅᖓ <= $100,000 ᖃᓄᐃᑦᑑᓂᖏᑦᑎᒍᑦ" ᓴᕿᑎᑦᑎᓯᒪᔪᖅ ᑐᓂᓯᖃᑦᑕᕐᓂᕐᒥᒃ ᐊᑕᐅᓯᑐᐊᕐᒥ ᐱᑖᕐᕕᐅᕙᒃᑐᓄᑦ ᑐᓂᔭᐅᔪᑦ ᖃᓄᐃᑦᑑᓂᖏᑦᑎᒍᑦ – ᐊᑭᖏᑦᑎᒍᑦ.

ᓄᓇᕗᑦ ᒐᕙᒪᖓ
ᑐᓂᓯᖃᑦᑕᕐᓂᖅ ᐊᑕᐅᓯᑐᐊᕐᒥᑦ ᐱᑖᕐᕕᒃᒥᑦ ᐱᓕᕆᑎᑦᑎᔾᔪᑎᓂᒃ > $25,000 ᒪᐅᖓ <= $100,000
ᖃᓄᐃᑦᑑᓂᖓᒍᑦ – ᐊᑭᖏᑦᑎᒍᑦ
2018/19

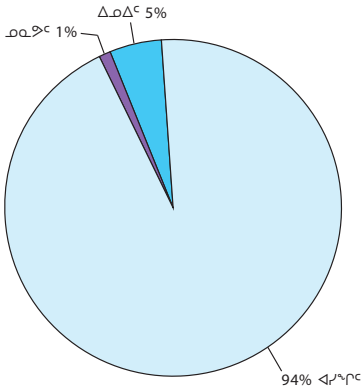

ᑐᓂᓯᖃᑦᑕᕐᓂᖅ ᐊᑕᐅᓯᑐᐊᕐᒥᑦ ᐱᑖᕐᕕᒃᒥᑦ ᐱᓕᕆᑎᑦᑎᔾᔪᑎᓂᒃ ᖃᓄᐃᑦᑑᓂᖏᑦᑎᒍᑦ – ᐊᑭᖏᑦᑎᒍᑦ (ᑕᐅᓴᖏᓐᓂᒃ)

ᐊᕐᕌᒍ	ᑐᓂᔭᐅᔪᑦ	ᐃᓄᐃᑦ		ᓄᓇᕗᑦ		ᐊᓯᖏᑦ	
2018/19	$7,365	$403	5%	$50	1%	$6,912	94%
2017/18	7,944	125	2	185	2	7,633	96
2016/17	6,536	226	3	65	1	6,245	96

2018/19-ᒥ, 6%-ᑐᐃᓐᓇᐃᑦ ᐱᓕᕆᑎᑦᑎᓂᐅᔪᑦ ᐊᑭᖏᑦᑎᒍᑦ ᐊᑕᐅᓯᑐᐊᕐᒥ ᐱᑖᕐᕕᐅᔪᓐᓇᖅᑐᓂᒃ ᑐᓂᔭᐅᓚᐅᕐᑐᑦ ᐃᓄᐃᑦ/ᓄᓇᕗᑦ ᓇᖕᒥᓂᖏᓐᓄᑦ, 94% ᑐᓂᔭᐅᓪᓗᓂ ᐊᓯᖏᑦ ᓇᖕᒥᓂᖏᓐᓄᑦ.

2017/18-ᒥ, 4%-ᑐᐃᓐᓇᐃᑦ (ᐊᔾᔨᖓ 2016/17-ᒥ) ᐱᓕᕆᑎᑦᑎᓂᐅᔪᑦ ᐊᑭᖏᑦᑎᒍᑦ ᐊᑕᐅᓯᑐᐊᕐᒥᑦ ᐱᑖᕐᕕᒃᒥ ᑐᓂᔭᐅᓚᐅᕐᑐᑦ ᐅᑯᓄᖓ ᐃᓄᐃᑦ/ᓄᓇᕗᑦ, 96% ᑐᓂᔭᐅᓪᓗᑎᒃ ᐊᓯᖏᑦ ᓇᖕᒥᓂᖏᓐᓄᑦ.

2016/17-ᒥ, 4%-ᑐᐃᓐᓇᐃᑦ ᐱᓕᕆᑎᑦᑎᓂᐅᔪᑦ ᐊᑭᖏᑦᑎᒍᑦ ᐊᑕᐅᓯᑐᐊᕐᒥᒃ ᐱᑖᕐᕕᐅᕙᒃᑐᓂᒃ ᐋᕿᒃᑕᐅᓯᒪᓚᐅᕐᑐᖅ ᐅᑯᐊ ᑲᑎᓯᒪᓪᓗᑎᒃ ᐃᓄᐃᑦ ᐊᒻᒪ ᓄᓇᕗᑦ ᓇᖕᒥᓂᖏᓐᓄᑦ ᐊᒻᒪ 96% ᐊᓯᖏᑦ ᓇᖕᒥᓂᖏᓐᓄᑦ.

ᐃᒪᐃᓕᖓᒐᓪᓗᓂ, ᐊᕐᕌᒍᓂ ᐱᖓᓱᓂ ᐅᓂᒃᑳᓂᑦ ᐅᕙᓂ, 3% ᐊᑐᐅᓯᑐᐊᕐᒥᒃ ᐱᑖᕐᕕᐅᕙᒃᑐᓄᐊᖅᑐᖅ ᐃᓄᐃᑦ ᓇᖕᒥᓂᖏᓐᓄᑦ, 2% ᓄᓇᕗᑦ ᓇᖕᒥᓂᖏᓐᓄᑦ ᐊᒻᒪ 95% ᐊᓯᖏᑦ ᓇᖕᒥᓂᖏᓐᓄᑦ.

ᓇᓗᓇᖕᒋᓚᖅ ᐊᑐᖅᑕᐅᕙᓪᓕᐊᓂᐅᔪᑦ ᐊᕐᒍᓕᖅᑐᓂᒃ 13-ᓂ ᐅᖓᑖᓃᑲᒃᓯᒪᔪᖅ 90% ᐅᑯᓇᖓᑦ ᐊᑭᖏᑦᑎᒍᑦ ᐱᓕᕆᑎᑦᑎᓂᐅᔪᑦ ᐊᑕᐅᓯᕐᒥᒃ ᐱᑖᕐᕕᐅᕙᒃᑐᓂᒃ ᒫᓂ ᐱᓕᕆᑎᑦᑎᓂᐅᔪᓂᒃ ᑐᓂᔭᐅᖃᑦᑕᖅᑐᓂᒃ ᐃᓄᐃᑦ ᐊᒻᒪ ᓄᓇᕗᑦ ᓇᖕᒥᓂᓇᖕᒋᑕᖏᓐᓄᑦ.

ᐊᑕᐅᓯᕐᒥᒃ ᐱᑖᕐᕕᐅᕙᒃᑐᓕᕆᓂᕐᒧᑦ ᐅᖅᑲᐅᓯᒃᓴᑦ

ᒪᓕᒃᑕᐅᔭᕆᐊᖅᑲᖅᑐᑦ ᐊᑕᐅᓯᑐᐊᕐᒥᒃ ᐱᑖᕐᕕᐅᕙᒃᑐᓂᒃ ᐱᓕᕆᑎᑦᑎᓂᐅᔪᑦ ᓇᓗᓇᐃᖅᑕᐅᓯᒪᔪᑦ ᐅᕙᓂ ᐃᓚᖓ 4.3 (c) ᐊᒻᒪ ᐃᓚᖓ 21-ᒥ ᐱᕐᑯᔭᓂᒃ ᐆᒧᖓ ᓄᓇᕗᒥᑦ ᓇᖏᓂᖅᑲᖅᑐᓂᒃ ᐃᑲᔫᑎ ᐊᑐᖅᑕᓕᖅᑎᑦᑎᓂᕐᒧᑦ ᒪᓕᒐᕐᔪᐊᕐᒥᑦ. ᓄᓇᕗᒥᑦ ᓇᖏᓂᖅᑲᖅᑐᓂᒃ ᐃᑲᔫᑎ ᐅᑯᓄᖓ ᐊᑐᖏᑦᑐᖅ:

ᐊᑕᐅᓯᕐᒥᒃ ᐱᑖᕐᕕᐅᕙᒃᑐᓂᒃ ᐱᓕᕆᑎᑦᑎᓂᖅ ᐱᕐᑯᑎᑖᕈᑎᓄᑦ, ᐱᔾᑎᕋᐅᑎᓄᑦ, ᐃᒡᓗᓄᑦ ᐅᕝᕙᓘᓐᓃᑦ ᐃᒡᓗᓕᐅᕐᓂᕐᒧᑦ ᐅᑯᐊ ᐱᓕᕆᑎᑦᑎᓂᕐᒧᑦ ᐱᔪᓐᓇᐅᑎᖅᑲᖅᑐᑦ ᐅᒃᐱᕈᓯᒃᑯᑎᒃ ᐃᒪᓐᓇ:

(i) ᐱᕐᑯᑎᑖᕆᔭᐅᔪᒪᔪᖅ ᐱᔭᐅᔭᕆᐊᖅᑲᒻᒪᕆᒃᐸᑦ, ᐊᒻᒪᓗ ᑭᖑᕙᕆᐊᖅᑕᐅᓯᒪᓂᖓ ᐊᑲᐅᙱᓕᐅᕈᑎᐅᒻᒪᕆᒍᓐᓇᕈᓂ ᑭᒃᑯᓕᒫᓂᒃ,

(ii) ᐊᑕᐅᓯᑐᐊᕐᒥᒃ ᐱᓕᕆᔪᓐᓇᖅᑐᒥ ᐊᑐᐃᓐᓇᖅᑕᕐᑲᕈᓂ ᐊᒻᒪ ᐊᔪᙱᒃᑯᓂ ᐱᓕᕆᑎᑦᑎᔾᔪᑎᒥᒃ; ᐅᕝᕙᓘᓐᓃᑦ

(iii) ᐱᓕᕆᑎᑦᑎᓂᐅᔫᑉ ᐊᑭᖓ ᐅᖓᑖᓐᖏᒃᑯᓂ $25,000 ᒪᐅᓇ ᑎᑎᕋᐅᔭᕐᓂᒃᑯᑦ ᐅᕝᕙᓘᓐᓃᑦ ᓴᓇᔭᕆᐊᓕᓕᕆᓂᕐᒧᑦ ᐱᔾᑎᕋᐅᑎᓄᑦ, ᐅᕝᕙᓘᓐᓃᑦ $5,000 ᖃᓄᐃᑦᑐᐃᓐᓇᕐᓄᑦ ᐱᓕᕆᑎᑦᑎᓂᐅᔪᓄᑦ;

21.1 ᐊᑕᐅᓯᑐᐊᕐᒥᒃ ᐱᑖᕐᕕᒃᒥᑦ ᐱᓕᕆᑎᑦᑎᓂᐅᔪᓂᒃ ᑐᓂᔭᐅᔪᑦ ᐃᓄᐃᑦ ᓇᖏᓂᖏᓐᓄᑦ

21.2 ᐃᓱᒪᒋᓪᓗᒋᑦ ᐊᖏᕈᑎᓃᑦᑐᑦ ᐊᒻᒪ ᒪᓕᒋᐊᖅᑲᕐᓂᖅ ᒐᕙᒪᒃᑯᑦ ᐱᓕᕆᑎᑦᑎᓂᕐᒧᑦ ᐱᕐᑯᔭᖏᓐᓂᒃ, ᐊᖏᖅᑲᑎᑖᖕᓂᒃᑯᑦ ᐱᓕᕆᑎᑦᑎᓂᕐᒧᑦ ᐱᔪᓐᓇᐅᑎᖅᑲᖅᑐᖅ ᑐᓂᓯᔪᓐᓇᖅᑐᖅ ᐱᓕᕆᑎᑦᑎᓂᕐᒥᒃ ᐃᓄᐃᑦ ᓇᖏᓂᖏᓐᓄᑦ ᐱᒻᒪᕐᐅᑎᓂᖅᑕᖅᑲᖅᑎᒋᓪᓗᓂ.

21.3 ᒐᕙᒪᒃᑯᑦ ᐱᓕᕆᑎᑦᑎᓂᕐᒧᑦ ᐱᕐᑯᔭᖏᑦ, ᐊᑐᕆᐊᖅᑲᕈᑎᒃ, ᐊᒻᒪᓗ ᐅᑯᐊ ᐃᓱᒪᒋᔭᐅᔭᕆᐊᖅᑲᕆᓪᓗᑎᒃ ᐃᓱᒪᓕᐅᕆᓇᓱᒃᑎᓪᓗᒋᑦ ᑐᓂᓯᓂᐊᕐᓂᕐᒥᒃ ᐊᑕᐅᓯᑐᐊᕐᒥᒃ ᐱᑖᕐᕕᐅᕙᒃᑐᒥᑦ ᐱᓕᕆᑎᑦᑎᓂᕐᒥᒃ ᐅᕗᓇ ᐃᓚᖓ 21.1:

a) ᐅᓄᔾᓯᑎᑦᑎᔭᕆᐊᖅᑲᕐᓂᖅ ᐃᓄᐃᑦ ᓇᖏᓂᖏᓐᓂᒃ ᑕᒫᓂ ᐱᓕᕆᑎᑦᑎᓂᐅᔪᑦ ᐱᓕᕆᐊᕆᔭᐅᓂᐊᖅᑎᓪᓗᒋᑦ;

b) ᖃᓄᑎᒋ ᐊᑕᐅᓯᕐᒥᒃ ᐱᑖᕐᕕᐅᔪᒥᒃ ᐱᓕᕆᑎᑦᑎᓂᐅᔪᖅ ᐃᑲᔫᑎᖅᑲᕐᓂᐊᕈᓂ ᓄᓇᓕᖕᓄᑦ ᐊᒻᒪ ᐊᕕᒃᑐᖅᓯᒪᓂᒃᑯᑦ ᐱᕙᓪᓕᐊᔪᓕᕆᓂᕐᒥᒃ;

c) ᖃᓄᐃᑑᓂᖓ ᐊᒻᒪ ᐊᑭᖏᑦ ᐱᕐᑯᑎᑦ ᐱᔾᑎᕋᐅᑎᓪᓗᖏᓐᓂᑦ ᐅᕝᕙᓘᓐᓃᑦ ᐃᒡᓗᓕᐅᕐᓂᖅ; ᐊᒻᒪ

d) ᖃᓄᐃᒍᑎᐅᓇᔭᖅᑐᑦ ᑐᓂᓯᓂᕐᒥᒃ ᐱᓕᕆᑎᑦᑎᓂᕐᒧᑦ ᐱᓴᓴᐅᑎᓂᒃᑰᖕᒋᑦᑐᖅ.

ᐱᓕᕆᐊᒃᓴᓂᒃ ᑐᓂᓯᔾᔨᐅᑎᓪᓗᑕ, ᐱᓇᐊᖅᑲᑦᑕᖅᐳᒍᑦ ᐱᐅᓂᖅᐹᒃᑯᑦ ᐊᑭᖏᑦᑎᒎᕋᓱᖕᓂᕐᒥᒃ ᐅᑯᓄᖓ ᓄᓇᕗᑦ ᒐᕙᒪᒃᑯᓐᓄᑦ . ᑕᒪᓐᓇ ᐊᔪᕐᓇᖏᑦᑐᖅ ᑭᓯᐊᓂ ᐱᒡᓴᓴᐅᑎᑦᑎᓂᒃᑯᑦ, ᑭᒃᑯᓕᒫᓂᒃ ᐊᑭᑦᑐᕋᐅᑎᑦᑎᓂᒃᑯᑦ. ᓄᓇᓕᖕᓂ ᒐᕙᒪᒃᑯᓐᓂᓪᓗ ᐱᔾᑎᕋᖅᑎᒃᑯᑦ ᑐᓂᓯᓂᕐᒥ ᐱᓕᕆᐱᓕᕆᐊᒃᓴᓂ ᑐᓂᓯᔾᔨᐅᑎᓪᓗᑕ, ᐱᓇᓱᐊᖅᑲᑦᑕᖅᐳᒍᑦ ᐱᐅᓂᖅᐹᒃᑯᑦ ᐊᑭᖏᑦᑎᒎᕋᓱᖕᓂᕐᒥᒃ ᐅᑯᓄᖓ ᓄᓇᕗᑦ ᒐᕙᒪᒃᑯᓐᓄᑦ. ᑕᒪᓐᓇ ᐊᔪᕐᓇᖏᑦᑐᖅ ᑭᓯᐊᓂ ᐱᒡᓴᓴᐅᑎᑦᑎᓂᒃᑯ, ᑭᒃᑯᓕᒫᓂᒃ ᐊᑭᑦᑐᕋᐅᑎᑦᑎᓂᒃᑯᑦ. ᓄᓇᓕᖕᓂ ᒐᕙᒪᒃᑯᓐᓂᓪᓗ ᐱᔾᑎᕋᖅᑎᒃᑯᑦ ᑐᓂᓯᓂᕐᒥ ᐱᓕᕆᖕᕕᐅᔪᖅ ᐱᓕᕆᖅᑲᑎᖅᑲᖅᑕᖅᑐᓗᑎᒃ ᐊᓯᖏᓐᓂᒃ ᒐᕙᒪᒃᑯ ᐱᓕᕆᖕᕕᖏᓐᓂᒃ ᐸᖕᓇᐅᓯᐅᕐᓇᒃᓗᑎᒃ ᖃᓄᖅ ᑐᓂᓯᖅᑲᑕᖅᑐᓂᐊᕐᓂᕐᒥᒃ. ᐃᒪᐃᓯᒪᕗᒍᑦ, ᐊᔪᕐᓇᖏᑦᑕᕋᖕᒐᑦ, ᐋᕿᒃᓯᓪᓗᑕ ᒪᓂᓴᐅᑎᑎᒍᑦ ᐊᖏᕈᑎᓂᒃ ᓴᓇᖕᕕᐅᔪᓂᒃ ᐱᑖᕐᕕᒋᕙᑦᑕᕐᑎᓐᓂ ᐱᔾᑎᕋᐅᑎᓂᒃ. ᒪᓂᓴᐅᑎᑎᒍᑦ ᐊᖏᕈᑏᑦ (SOA's) ᐃᑲᔫᑕᐅᕙᒃᑐᑦ ᐊᑕᐅᓯᕐᒥᒃ ᐱᑖᕐᕕᐅᕙᒃᑐᓂᒃ ᐱᓕᕆᑎᑦᑎᔾᔪᑎᓂᒃ ᑐᓂᓯᖏᓐᓂᕐᓴᐅᕐᑯᓪᓗᒋᑦ. ᐱᓕᕆᖅᑲᑎᖅᑲᖅᑕᕐᓇᕗᒍᑦ ᒐᕙᒪᒃᑯᑦ ᐱᓕᕆᖕᕕᖏᓐᓂᒃ ᖃᐅᔨᓇᓱᒃᓗᑕ ᐊᐅᓚᑦᑎᓂᒃᑯ ᑭᓯᓂᒃ ᐱᔭᕆᐊᖅᑲᕐᓂᖏᓐᓂᒃ, ᐊᒥᓱᓪᓗ ᖃᓄᐃᒃᓴᖅᑐᑦ ᒪᓂᓴᐅᑎᑎᒍᑦ ᐊᖏᕈᑎᓂᒃ.

ᑭᓯᐊᓂᓕ, ᐱᓪᓚᕆᖕᓂᒃ ᐊᑐᕐᓂᖅᑕᖅᑲᖅᑕᕐᒪᑦ ᒪᐅᓇ ᐱᒡᓴᓴᐅᑎᑦᑎᓂᒃᑯᑦ ᐱᓕᕆᐊᕆᔭᐅᔪᓇᖏᑦᑐᓂᒃ ᐊᒻᒪᓗ ᐱᓕᕆᐊᖑᔭᕆᐊᖅᑲᖅᑐᖅ ᐅᑯᓄᖓ ᐊᑕᐅᓯᕐᒥᒃ ᐱᑖᕐᕕᐅᕙᒃᑑᕆᐊᖅᑲᖅᓱᓂᓂ.

ᐊᒥᓱᑦ ᖃᓄᐃᓕᐅᕐᓂᐅᔪᑦ ᑐᑭᒍᐊᕈᑎᑎᒍᖅᑕᕐᒪᑦ ᒪᐅᓇ ᐱᒡᓴᓴᐅᑎᑦᑎᓂᒃᑯᑦ. ᓱᕐᓗ, ᒪᑯᐊ ᓇᓗᓇᐃᒃᑯᑎᖅᑲᑦᓚᕆᒃᑐᓂᒃ ᐊᒃᑐᐊᔪᑦ ᐅᕝᕙᓘᓐᓃᑦ ᓇᖏᓂᖅᑲᑦᓚᕆᒃᑐᓂᒃ (ᐃᒪᐃᑦᑐᓂᒃ ᓱᕐᓗ ᐃᓕᓐᓂᐊᕈᑎᒃᓴᑦ ᖃᓄᐃᓕᖓᓂᐊᕐᓂᖏᓐᓄᑦ ᖃᓄᐃᑦᑐᓂᒃᓗ ᐊᑐᕐᓂᐊᕐᓂᖏᓐᓄᑦ ᐅᕝᕙᓘᓐᓃᑦ ᐃᓕᓐᓂᐊᖅᑎᑦᑎᓂᕐᒧ ᓄᓇᕗᑦ ᓯᓚᑐᖅᓴᖅᑕᒥ ᐃᓕᓐᓂᐊᕈᑎᒃᓴᓄᑦ) ᐅᕝᕙᓘᓐᓃ ᐃᓚᒃᓴᖅᑖᕆᐊᖅᑲᕈᑎᒃ ᓄᓇᓯᐅᑎᓄ ᐱᕐᑯᑎᓄᓪᓗᓐᓃᑦ (ᒪᑯᑎᑐᓇᖅ ᐳᓪᓚᒃᓴᐅᑎᒥ (ᐸᒻᐸᒥ) ᓱᕋᒃᑐᖅᑲᕐᓂᕈᓂ ᐅᖅᓱᐊᓗᓕᕆᔾᔪᑎ ᓄᓇᓯᐅᑎᒧ ᐅᕝᕙᓘᓐᓃᑦ ᐃᓚᒃᓴᖅᑖᕆᐊᖅᑲᕈᑎᒃ ᐅᕐᓴᒃᓴᐅᑎ ᓄᓇᓯᐅᑎᒧᑦ ᐅᕝᕙᓘᓐᓃᑦ ᓴᓕᒍᑎᒃᓴᒥᑦ ᐊᐳᑕᐃᔭᐅᔾᔪᑎᒧᑎ). ᑕᒪᒃᑯᐊᓕ ᐱᒻᓴᓴᐅᑎᓂᒃᑰᖕᒋᐊᖅᑲᖅᑭᒻᒪᑕ ᑭᓯᐊᓂᓕ ᐃᒪᐃᑦᑑᑎᑕᐅᖕᒪᑕ "ᐊᑕᐅᓯᑐᐊᕐᒥ ᐱᑖᕐᕕᐅᔪᓇᖅᑐᒍ'-ᑯᑦ, ᐅᕗᖓᓪᓗᓂ (b) ᖃᑯᓛᓂ.

ᐃᒪᐃᓕᖏᑦᑐᑦ 'ᐊᑕᐅᓯᑐᐊᕐᒥ ᐱᑖᕐᕕᐅᔪᓇᖅᑐᖅ' ᐊᑐᖅᑕᐅᔪᓇᕐᓂᖓᓂ ᐊᒥᓱᓂᒃ ᓂᐅᕕᕐᓂᐊᕐᓗᓂ ᐱᕐᑯᑎᒃᓴᓂᒃ. ᐊᒃᓛᑦ, ᓂᐅᕕᕐᓂᐊᓕᕈᑎ ᓄᓇᓯᐅᑎᓂᒃ ᐅᕝᕙᓘᓐᓃᑦ ᐊᓯᖏᓐᓂ ᒪᑯᑎᑐᓇᖅ ᑕᕐᓕᕆᐅᕈᑎᓂᒃ ᐊᒻᒪ ᓱᑲᑦᑐᒃᑰᕈᑎᓂᒃ, ᐊᓯᖏᓐᓂᒃᑯᓗ, ᓄᓇᕗᑦ ᒐᕙᒪᖓ ᐊᑐᖅᑕᐃᓕᕐᑯᔭᐅᔪᑦ ᑭᒃᑯᓐᓂ ᓴᓇᔭᐅᓯᒪᔪᓂ ᓇᓗᓇᐃᕐᓯᓂᕐᒥᒃ. ᑐᒃᓯᕋᐅᑎᑦ ᐊᑭᑦᑐᕋᐅᑎᒍᑎᓂ ᐊᒻᒪ ᑐᒃᓯᕋᐅᑎᓕᐊᖑᔪᐃᑦ ᓇᓗᓇᐃᕐᓯᓯᒪᔭᕆᐊᖅᑲᖅᑐᑦ ᓄᓇᕗᑦ ᒐᕙᒪᒃᑯ ᐊᑭᒃᑐᕋᐅᑎᓂ ᐱᓇᔭᕐᓂᖏᓐᓂᒃ ᐊᔾᔨᐸᓗᖏᓐᓂᒃ ᐅᕝᕙᓘᓐᓃᑦ ᓇᓗᒧᑦᓗᐊᖏᓐᓂ ᐱᕐᑯᑎᓂ ᒪᓕᒃᓯᒪᑐᐊᕈᑎᒃ ᐱᐅᓂᖓᒍᑦ ᐊᔪᙱᑦᑕᕆᐊᖅᑲᖅᑕᐅᔪᑦ ᒪᓕᒃᐸᑕ ᑐᒃᓯᕋᐅᑎᓕᐊᖑᓯᒪᔪᒥ.

ᐊᒻᒪᑦᑕᐅᖅ, ᐃᓛᓐᓂᒃᑯ ᐱᔾᑎᕋᐅᑎᑦᑎᖏᖅᑲᓗᐊᕈᑎ ᐊᑭᑦᑐᕋᐅᑎᒍᑎᑎᒍᑦ ᐅᕝᕙᓘᓐᓃᑦ ᑐᒃᓯᕋᐅᑎᑎᒍᑦ, ᑐᖕᒐᓴᐅᑎᑎᒍᑦ ᒪᓂᓴᐅᑎᑎᒍᑦᓗᕝᕙᓘᓐᓃᑦ. ᑕᐃᒪᐃᑦᑕᕋᖕᒐᑦ, ᐅᑕᕐᑭᑎᑕᐅᓂᖅ ᐊᑯᑦᑐᕋᐅᑎᒍᑎᓂᒃ ᑐᒃᓯᕋᐅᑎᓂᒃᓗᕝᕙᓘᓐᓃᑦ ᖁᑦᑐᕋᐅᑎᓂᒃᓗᕝᕙᓘᓐᓃᑦ ᐱᕐᑯᑎᑖᖅᑕᐅᓴᒃᓯᒃᑐᓄᑦ ᐱᔾᑎᕋᖅᑕᐅᔭᕆᐊᖅᑲᖅᑕᐅᔪᑦ ᑕᒪᒃᑯᐊ ᑐᐊᕕᖅᓇᖅᑐᖕᒐᑦ. ᑕᒪᒃᑯᐊ ᐱᓕᕆᑲᐅᑎᑦᖏᖅᑯᑎᒃ, ᖃᓄᐃᑦᑐᖅᑲᕈᓐᓇᖕᒐᑦ ᖁᑦᑐᕋᐅᑎᓂᒃᑐᖅᑕᐅᔪᑦ ᐅᕝᕙᓘᓐᓃᑦ ᐋᓐᓂᖅᑐᖅᑲᐃᓐᓇᓇᐊᖅᑲᖕᒐᑦ. ᓱᕐᓗ, ᐊᐅᔭᐅᓕᓂᒃᓯᔾᔪᑎᑦᓗᒍ 2008-ᒥ ᐃᑳᖅᑲᒃ ᐃᒥᓚᐅᔭᓯᒪᖕᒐᑦ ᐸᖕᓂᖅᑑᒥ ᓄᓇᓖᑦ ᐃᓚᖏᓐᓂ ᐱᔾᑎᕋᐅᑎᓂ ᐊᑐᕈᓐᓇᐃᓪᓕᓪᓗᑎᒃ. ᐅᖅᑲᖏᑦᑐᑦ ᑕᒪᐃᓐᓂ ᑐᐊᕕᖅᓇᖅᑐᑦ ᐅᕝᕙᓘᓐᓃᑦ ᑭᒃᑯᑐᐃᓐᓇᕐᓂ ᖁᑦᑐᕋᐅᑐᐃᑦ ᐋᓐᓂᖅᑕᐃᓕᓂᕐᒧ ᐊᒻᒪ ᖁᑦᑐᕋᐅᑐᓕᕆᓂᕐᒨᖓᓂᖏᓐᓄᑦ. ᐃᓛᓐ, ᐊᒥᓱᑦ ᖃᓄᐃᓐᓂᐅᔪᑦ ᒐᕙᒪᒃᑯᓐᓂ ᑭᓯᐊᓂ ᐱᓕᕆᐊᖑᒃᑲᖅᑐᕆᐊᖅᑲᕐᒪᑦ ᐱᐅᓯᕝᓕᖅᑎᑦᑎᓇᓱᖕᓂᕐᒧᑦ ᐊᒻᒪ ᖃᓄᐃᑎᑦᑎᑦᑕᐃᓕᓂᕐᒥ ᑭᒃᑯᓕᒫᓂᒃ. 2011/12-ᒥ ᐊᕐᕋᒍᒥ ᐊᕐᕕᐊᕐᒥᐅᑦ ᐃᒪᓕᕆᓂᒃᑯ ᑐᐊᕕᖅᓇᖅᑐᓕᕆᐊᖅᑲᓕᐅᕐᓯᒪᖕᒐᑦ ᐊᒻᒪᓗ ᐱᔾᑎᕋᐅᑏ ᐊᑕᐅᓯᕐᒥ ᐱᑖᕐᕕᐅᕙᒃᑐᒥ ᐱᔭᐅᔭᕆᐊᖅᑲᖅᑐᑎᒃ. 2012/13-ᒥ, ᖃᐅᓯᐃᑦᑐᕐᒥᐅᑦ ᐅᖅᓱᐊᓗᖕᒥ ᑯᕕᔾᔨᓚᐅᔭᓯᒪᖕᒐᑦ ᑖᓐᓇᓗ ᐱᓕᕆᐊᖑᒃᑲᑎᑦᑎᔭᕆᐊᖅᑲᖅᑐᓂ. ᐊᕐᕌᒍ 2017/18-ᒥᑦ, ᐋᓐᓂᐊᖅᑲᖅᑕᖅᑐᓕᕆᔨᒃᑯᑦ ᐳᕙᓗᑐᓂᒃ (TB) ᖃᐅᔨᓴᕕᒃᑖᕐᑯᔨᓚᐅᔭᓯᒪᖕᒐᑦ ᕿᑭᑕᖅᔪᐊᖅᒥᑦ. ᐅᓇ ᐱᓕᕆᐊᖑᒃᑲᕆᐊᖅᑲᓚᐅᔭᕐᑐᖅ ᐊᑕᐅᓯᕐᒥ ᐱᑖᕐᕕᓕᕆᓂᒃᑯᑦ ᐱᓕᕆᑎᑦᑎᓂᕐᒥᒃ.

ᖃᐅᔨᒪᔭᕆᐊᖅᑲᖅᐳᓯ ᖃᓄᐃᑦᑐᓂᐅᔪᑦ ᐃᓚᖏᑦ ᐊᒻᒪ ᑲᒪᒋᔭᐅᔭᕆᐊᓖᑦ ᐱᓕᕆᖕᕕᓂ ᐊᑐᖅᑕᐅᖏᓐᓇᖅᐸᖕᒋᑦᑐᑦ ᑕᐃᒪᓐᓇ ᐊᑐᕐᓂᖅᓴᐅᒐᒍᔪᑦ ᐱᓕᕆᑎᑦᑎᓂᐅᔪᓂᒃ. ᑐᐊᕕᖅᓇᖅᑐᑦ ᖃᓄᐃᓐᓂᐅᔪᑦ ᖃᓄᐃᑦᑕᐃᓕᒪᓂᕐᒧᑦ ᐊᒻᒪ ᖁᑦᑐᕋᐅᑎᓕᕆᔨᒃᑯᑦ ᐱᓕᕆᑎᑦᑎᓂᕐᒥᒃ.

ᐊᑐᖅᑕᐅᔭᕆᐊᖃᕈᑎᒃ ᐱᓕᕆᐊᖑᑲᐅᑎᒋᔭᕆᐊᓕᖕᒥ ᐅᕝᕙᓘᓐᓃᑦ ᐊᓯᐊᒎᕈᓐᓇᓚᐅᙱᓪᓗᑎᒃ ᐅᕝᕙᓘᓐᓃᑦ ᐊᓯᐊᒍᑦ ᐱᕐᑯᑎᑖᕈᓐᓇᙱᓪᓗᑎᒃ. ᑐᐊᕕᕐᓇᖅᑐᑦ ᑮᓇᐅᔭᖅᑐᔪᓂ ᐊᑐᕆᐊᖃᖅᑐᓂ ᐊᕙᑎᒋᔭᒧ ᖁᐊᖅᓴᕐᓇᕐᓂᐊᕈᓂ ᒪᐅᓇ ᖁᕐᕕᖅᑕᕐᕕᓕᕆᓂᒃᑯᑦ, ᐊᒃᑕᕐᕕᓕᕆᓂᒃᑯᑦ ᐊᐅᓚᑦᑎᓂᕐᒥᒃ ᐊᒻᒪ ᐃᒥᖅᑕᒐᖅ ᐃᒪᐅᑉ ᐊᑕᐅᓯᑐᐊᕐᒥ ᐱᑖᕐᕕᐅᕙᒃᑐᓂᒃ ᐊᑐᕈᑕᐅᓯᒪᔪᖅ. ᐅᑭᐅᕐᑕᖅᑐᕐᒥᐅᑦ ᐊᕙᑎᖓ ᐊᒻᒪ ᓇᐃᑦᑯᓘᕙᒃᑐᖅ ᓴᓇᓐᓇᐅᔪᖅ ᐃᓛᓐᓂᒃᑯ ᐱᓕᕆᐊᓂ ᐊᒃᑲᖕᒋᓕᐅᕈᑎᐅᓕᔭᒪᑕ ᐊᒻᒪᓗ ᐊᖏᕈᑎᑎᒍᑦ ᐱᓕᕆᑎᑦᑎᓕᓂᕐᒥ ᐊᓯᐊᒎᕈᑎᕐᑲᓕᕐᓇᖅᓗᑎᒃ. ᐸᕐᓇᐅᑎᓕᐅᑦᑎᐊᕐᔪᒪᓂᖅ ᐊᒻᒪ ᐃᓕᕆᐊᖑᓂ ᐊᐅᓚᑦᑎᓂᐅᔪᑦ ᐃᑲᔪᕈᑎᐅᕙᒃᑐᑦ ᐊᑕᐅᓯᕐᒥ ᐱᑖᕐᕕᐅᕙᒃᑐᓂ ᐊᑐᕈᓇᕐᓗᑎᒃ, ᑐᐊᕕᕐᓇᖅᑐᑦ ᐱᕐᕈᓗᐊᕐᕿᓂᐅᔪᓪᓗ ᐸᕐᓇᒃᑕᐅᓯᒪᔪᓇᖕᒋᒪᑕ ᐊᒻᒪᓗ ᑲᒪᒋᔭᐅᑲᐅᑎᒋᔭᕆᐊᖃᖅᐸᒃᓗᑎᒃ ᓴᕐᑭᑦᑐᖃᑖᖕᒐᑦ.

ᐅᔾᔨᕐᓇᕐᓂᕐᓴᖅ ᑐᓐᓂᕐᑯᑕᐅᕙᒃᑐᓂᒃ ᐊᑕᐅᓯᑐᐊᕐᒥᒃ ᐱᑖᕐᕕᐅᕙᒃᑐᓂᒃ ᐱᓕᕆᑎᑦᑎᑎᓂᕐᒥᒃ ᐅᑯᓄᖕᒐ ᐊᑐᖅᑕᐅᓂᕐᓴᐅᔪᑦ:

- ᑐᑖᖕᒐᓪᓚᕆᒃᑐᖅ ᐊᖏᕐᕋᒥ ᑲᒪᒋᔭᖅᑲᑎᐊᕐᓂᕐᒥ, ᐋᓐᓂᐊᖅᑲᕐᓇᖕᒋᑦᑐ. ᕆᔨᒃᑯᑦ ᐃᓄᓕᕆᔨᒃᑯᓐᓗ
- ᓇᖕᒥᓂᖅᑲᕐᓂᕐᒧᑦ ᐃᓕᓐᓂᐊᕈᑎᑦ, ᐃᓚᐅᓪᓗᓂ ᓄᓇᕗᑦ ᓯᓚᑦᑐᖅᓴᕐᕕᒃ
- ᓇᖕᒥᓂᖅᑲᕐᓂᕐᒧᑦ ᖃᕋᓴᐅᔭᓕᕆᔾᔪᑎᓄᑦ ᐊᒻᒪ ᓱᕋᒃᓯᒪᓕᕆᓂᕐᒧᑦ ᐱᓕᕆᑎᑦᑎᒍᑎᑦ ᖃᕋᓴᐅᔭᐃᑦ ᐃᓚᒃᓴᖕᒋᓐᓄᑦ
- ᖃᖓᑕᓲᒃᑯᑦ ᐱᒋᖕᓇᖅᑐᓕᕆᓂᖅ
- ᑐᐊᕕᕐᓇᖅᑐᓕᕆᓂᕐᒧᑦ ᐱᓕᕆᑎᑦᑎᓂᐅᔪᑦ ᒪᑯᑎᑐᓇᖅ ᐱᖏᖕᓇᖅᑐᓕᕆᓂᖅ ᐊᒻᒪᓗ ᐅᕐᓱᐊᓗᖕᒥᑦ ᑯᕕᔪᕕᓂᕐᓂᒃ ᑕᒪᐅᖓᒥᐊᖅᑎᑦᑎᐃᓕᓂᕐᒧᑦ.

ᓇᓗᓇᐃᔭᕐᓯᒪᔪᑦ ᐊᑕᐅᓯᑐᐊᕐᒥᒃ ᐱᑖᕐᕕᐅᕙᒃᑐᓂᒃ ᐱᓕᕆᑎᑦᑎᓂᐅᔪᑦ ᓇᓂᔭᐅᔪᓐᓇᖅᑐᑦ 2018/19 ᐱᓕᕆᑎᑦᑎᓂᕐᒧᑦ ᖃᓄᐃᓕᐅᕐᓂᐅᔪᓂᒃ (PAR) ᐃᓚᒍᑕᖅ B-ᒥ.

ᐊᑕᐅᓯᑐᐊᕐᒥᒃ ᐱᑖᕐᕕᐅᕙᒃᑐᓂᒃ ᐱᓕᕆᑎᑦᑎᓂᖅ >$25,000 ᒪᐅᖓ <$100,000 ᖃᓄᐃᑦᑑᓂᖓᒋᑦ, ᐊᑭᖏᑦᑎᒍᑦ

ᐊᑖᓂ ᑎᑎᖅᑐᒐᖅ "ᓄᓇᕗᑦ ᒐᕙᒪᒃᑯᑦ ᑐᓂᓯᖃᑦᑕᕐᓂᖏᑦ ᐊᑕᐅᓯᑐᐊᕐᒥ ᐱᑖᕐᕕᐅᕙᒃᑐᓄᑦ ᐱᓕᕆᑎᑦᑎᓂᐅᔪᓄᑦ > $25,000 ᒪᐅᖓ <= $100,000 ᖃᓄᐃᑦᑑᓂᖏᑦᑎᒍᑦ ᑐᓂᔭᐅᔪᑦ ᐊᓯᖏᑦ ᓇᖕᒥᓂᖏᓐᓄᑦ" ᓴᕐᑭᑎᑦᑎᓯᒪᔪᖅ ᑐᓂᓯᖃᑦᑕᕐᓂᕐᒥᒃ ᐊᑕᐅᓯᑐᐊᕐᒥᒃ ᐱᑖᕐᕕᐅᕙᒃᑐᓄᑦ ᑐᓂᔭᐅᔪᑦ ᐊᓯᖏᑦ ᓇᖕᒥᓂᖏᓐᓄᑦ ᖃᓄᐃᑦᑑᓂᖏᑦᑎᒍᑦ - ᐊᑭᖏᑦᑎᒍᑦ

ᓄᓇᕗᑦ ᒐᕙᒪᖓ
ᑐᓂᓯᖃᑦᑕᕐᓂᖅ ᐊᑕᐅᓯᑐᐊᕐᒥᑦ ᐱᑖᕐᕕᐅᒃᒥᑦ ᐱᓕᕆᑎᑦᑎᔾᔪᑎᓂᒃ > $25,000 ᒪᐅᖓ <= $100,000
ᖃᓄᐃᑦᑑᓂᖏᑦᑎᒍᑦ ᑐᓂᔭᐅᔪᑦ ᐊᓯᖏᑦ ᓇᖕᒥᓂᖏᓐᓄᑦ
- ᐊᑭᖏᑦᑎᒍᑦ
2018/19

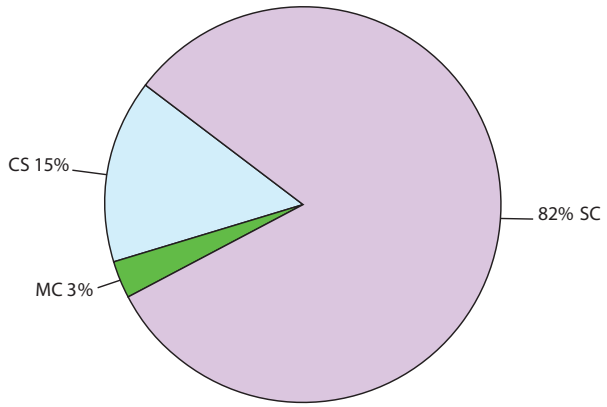

ᑐᓂᓯᖃᑦᑕᕐᓂᖅ ᐊᑕᐅᓯᑐᐊᕐᒥᑦ ᐱᑖᕐᕕᒃᒥᑦ ᐱᓕᕆᑎᑦᑎᔾᔪᑎᓂᒃ ᑐᓂᔭᐅᔪᑦ ᐊᓯᖏᑦ ᓇᖕᒥᓂᖏᓐᓄᑦ – ᐊᑭᖏᑦᑎᒍᑦ

(ᑕᐅᓴᖏᓐᓂᒃ)

ᐊᑕᐅᓯᑐᐊᕐᒥ ᐱᑖᕐᕕᐅᕙᒃᑐᑦ – ᐊᓯᖏᑦ ᓇᖕᒥᓂᖏ	2018/19		2017/18		2016/17	
ᖃᖓᑕᓲᒥ ᐊᑐᕐᓂᖅ (AC)	$ -	-	$ 69	1%	$ 204	3%
ᑎᑎᕋᐅᔭᕐᓂᖅ/ᓴᓇᔭᕆᐊᓕᕆᓂᖅ (AE)	-	-	-	-	-	-
ᐃᒡᓗᓕᐅᕐᓂᖅ (CON)	-	-	-	-	-	-
ᖃᐅᔨᓇᓱᖕᓂᕐᒧᑦ ᐱᔨᑦᑎᕋᐅᑎᑦ (CS)	1,044	15	1,923	25	1,421	23
ᒥᑭᑦᑐᑦ ᐃᒡᓗᓕᕆᓂᐅᔪᑦ ᓱᕋᒃᓯᒪᔪᓕᕆᓂᕐᒧᑦᓘᓐᓃᑦ (MC)	178	3	247	3	30	-
ᐱᔨᑦᑎᕋᐅᑎᓂ ᐱᓕᕆᑎᑦᑎᓂᖅ (SC)	5,690	82	5,395	71	4,589	73
ᑲᑎᕈᑎᒃ	$6,912	100%	$7,634	100%	$ 6,244	99%

ᐊᑕᐅᓯᑐᐊᕐᒥᑦ ᐱᑖᕐᕕᐅᕙᒃᑐᓄᑦ ᐱᓕᕆᑦᑎᓂᐅᔪᑦ ᑐᓂᔭᐅᓂᑯᑦ "ᐊᓯᖏᑦ" ᓇᖕᒥᓂᖏᓐᓄᑦ ᒥᒃᓵᕙᑦᓕᐊᓯᒪᔪᑦ ᐊᑭᖏᑦᑎᒍᑦ ᐅᕙᖓᑦ 2012/13 ᐅᕗᖓ 2014/15, 96%, 95% ᐊᒻᒪ 93% ᐊᕐᕌᒍᓂᒃ ᒪᓕᒃᑐᑎᒃ.

ᑭᓯᐊᓂᓕ 2015/16-ᒥᑦ, ᑕᑯᓚᐅᕐᐳᒍᑦ 21%-ᒥᑦ ᐊᖏᖕᒐᕙᑦᓕᕐᓂᕐᒥᑦ ᐊᑭᖏᑦᑎᒍᑦ ᐊᑕᐅᓯᑐᐊᕐᒥᒃ ᐱᑖᕐᕕᐅᕙᒃᑐᓂᒃ ᐱᓕᕆᑦᑎᒍᑎᓂᒃ ᐊᓯᖏᑦ ᓇᖕᒥᓂᖏᓐᓄᑦ. ᐊᖏᓂᖏᑦᑎᒍᓪᓕ ᐊᓯᖏᑦ ᓇᖕᒥᓂᖏᓐᓄᑦ 2014/15-ᒥᑦ, ᑕᑯᓯᒪᕗᒍᑦ ᐅᓇ ᓴᖅᑭᑎᑦᑎᓯᒪᓂᖓᓂᒃ ᐅᓂᕐᓯᕙᓪᓕᕐᓂᖏᓐᓂᒃ 8-ᓂᒃ ᐱᓕᕆᑦᑎᓂᐅᔪᑦ.

2016/17-ᒥᑦ ᑕᑯᓚᐅᕐᐳᒍᑦ ᐊᑭᖏᑦᑎᒍ ᐊᑕᐅᓯᑐᐊᕐᒥᑦ ᐱᑖᕐᕕᐅᕙᒃᑐᓂᒃ ᐱᓕᕆᑦᑎᒍᑎᑦ ᐊᓯᖏᑦ ᓇᖕᒥᓂᖏᓐᓄᑦ ᒥᒃᓵᕙᑦᓕᕐᑐᖅ 8%-ᒥᑦ. ᑭᓯᐊᓂᓕ, ᑲᑎᖕᑐᑎᒃ ᐊᑭᖏᑦᑎᒍᑦ ᓱᓕ ᖁᕝᕙᓂᖅᓴᐅᓯᒪᔪᖅ ᓯᕗᓪᓕᕐᓂᒃ ᐊᕐᕌᒍᓂᒃ (2014/15).

ᐊᖏᓂᖏᑦᑎᒍᑦ ᓇᓗᓇᐃᒃᑯᑎᑎᒍᑦ ᐊᑖᓂ, 2017/18-ᒥᑦ ᑕᑯᓯᒪᕗᒍᑦ ᐊᖏᖕᒐᕙᑦᓕᕐᓯᒪᔪᓂᒃ ᐅᑯᓄᖓ ᐊᓯᖏᑦ ᓇᖕᒥᓂᖏᓐᓄᑦ ᐃᒪᓐᓇ 22%-ᒥᑦ ᐅᕝᕙᓘᓐᓃᑦ 26-ᓂᒃ ᐱᓕᕆᑦᑎᓂᐅᔪᓂᒃ.

2018/19-ᒥᑦ ᑕᑯᕗᒍᑦ ᒥᒃᓵᕙᑦᓕᕐᓂᕐᒥᑦ ᐊᖏᓂᖏᑦᑎᒍᑦ 15-ᓂᒃ ᐱᓕᕆᑦᑎᓂᐅᔪᓂᒃ ᐅᕝᕙᓘᓐᓃᑦ 2% ᐊᕕᒃᑐᕐᓯᒪᓂᖏᑦᑎᒍᑦ.

ᐱᓕᕆᑦᑎᓂᐅᔪᑦ >$25,000 <= $100,000, ᖃᓄᐃᑦᑑᓂᖏᑦᑎᒍᑦ, ᐊᖏᓂᖏᑦᑎᒍᑦ

ᐊᑖᓂ *"ᓄᓇᕗᑦ ᒐᕙᒪᒃᑯᑦ ᑐᓂᓯᖃᑦᑕᕐᓂᖏᑦ ᐊᑕᐅᓯᑐᐊᕐᒥᑦ ᐱᑖᕐᕕᐅᕙᒃᑐᓄᑦ ᐱᓕᕆᑦᑎᓂᐅᔪᓄᑦ > $25,000 ᒪᐅᖓ <= $100,000 ᖃᓄᐃᑦᑑᓂᖏᑦᑎᒍᑦ"* ᓴᖅᑭᑎᑦᑎᓯᒪᔪᖅ ᑐᓂᓯᖃᑦᑕᕐᓂᕐᒥᒃ ᐊᑕᐅᓯᑐᐊᕐᒥᒃ ᐱᑖᕐᕕᐅᕙᒃᑐᓄᑦ ᖃᓄᐃᑦᑑᓂᖏᑦᑎᒍᑦ – ᐊᖏᓂᖏᑦᑎᒍᑦ.

ᓄᓇᕗᑦ ᒐᕙᒪᖓ
ᑐᓂᓯᖃᑦᑕᕐᓂᖅ ᐊᑐᐊᓯᑐᐊᕐᒥᒃ ᐱᑖᕐᕕᐅᕙᒃᑐᓄᑦ ᐱᓕᕆᑦᑎᓂᐅᔪᓂᒃ
> $25,000 to <= $100,000 ᖃᓄᐃᑦᑑᓂᖏᑦᑎᒍᑦ – ᐊᖏᓂᖏᑦᑎᒍᑦ
2018/19

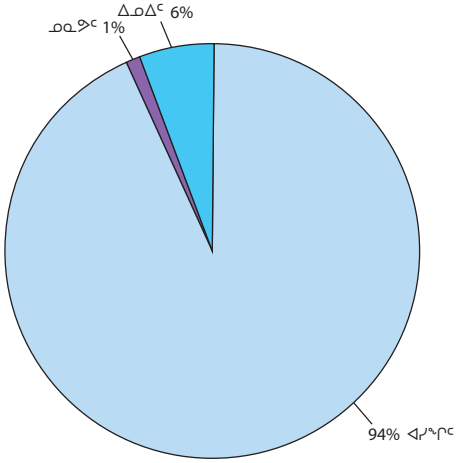

ᑐᓂᓯᖃᑦᑕᕐᓂᖅ ᐊᑕᐅᓯᑐᐊᕐᒥᒃ ᐱᑖᕐᕕᐅᕙᒃᑐᓄᑦ ᐱᓕᕆᑦᑎᓂᐅᔪᓂᒃ ᖃᓄᐃᑦᑑᓂᖏᑦᑎᒍᑦ – ᐊᖏᓂᖏᑦᑎᒍᑦ

ᐊᕐᕌᒍ	ᑐᓂᔭᐅᔪᑦ	ᐃᓄᐃᑦ		ᓄᓇᕗᑦ		ᐊᓯᖏᑦ	
2018/19	127	7	6%	1	1%	119	94%
2017/18	140	2	1	4	3	134	96
2016/17	113	4	4	1	1	108	96

2018/19, ᐅᑯᓇᖕᒐᑦ 676-ᓂᒃ ᐱᓕᕆᑦᑎᓂᐅᔪᓂᒃ ᒫᓂ >$25,000 ᒪᐅᖓ <=$100,000 ᑮᓇᐅᔭᑎᒍᑦ, 127 ᐅᕝᕙᓘᓐᓃᑦ 19% ᒪᑯᓄᖓ ᐊᑕᐅᓯᑐᐊᕐᒥᒃ ᐱᑖᕐᕕᐅᕙᒃᑐᓄᑦ ᑐᓂᔭᐅᓂᑯᓄᑦ. ᐅᑯᓇᖕᒐᑦ 127 ᐊᑕᐅᓯᑐᐊᕐᒥᒃ ᐱᑖᕐᕕᐅᕙᒃᑐᓄᑦ ᑐᓂᔭᐅᔪᓂᒃ, 94% ᐊᓯᖏᑦ ᓇᖕᒥᓂᖏᓐᓄᐊᓚᐅᕐᑐᑦ.

2017/18-ᒥᑦ, ᑲᑎᓯᒪᓪᓗᑎᒃ ᐊᖏᓂᖏᑦᑎᒍᑦ ᐅᑯᓄᖓ 697 ᐱᓕᕆᑦᑎᓂᐅᔪᓂᒃ ᒫᓃᑦᑑᓂᒃ >$25,000 ᒪᐅᖓ <=$100,000 ᑮᓇᐅᔭᑎᒍᑦ, 140 ᐊᑕᐅᓯᑐᐊᕐᒥᒃ ᐱᑖᕐᕕᐅᕙᒃᑐᓂᒃ ᑐᓂᔭᐅᓂᑯᑦ (20%). ᐅᓇ ᓴᖅᑭᑎᑦᑎᓯᒪᔪᖅ 5%-ᓂᒃ ᑕᒪᐃᓐᓂ ᐱᓕᕆᑦᑎᓂᐅᔪᓂᒃ ᑐᓂᔭᐅᓂᑯᓂᒃ 2017/18-ᒥᑦ.

2016/17-ᒥᑦ, ᑲᑎᖕᑐᑎᒃ ᐊᖏᓂᖏᑦᑎᒍᑦ ᐅᑯᓇᖕᒐᑦ 561 ᐱᓕᕆᑦᑎᓂᐅᔪᓂᒃ ᒫᓃᑦᑑᓂᒃ >$25,000 ᒪᐅᖓ <=$100,000 ᑮᓇᐅᔭᑎᒍᑦ, 113 ᐊᑕᐅᓯᑐᐊᕐᒥᑦ ᐱᑖᕐᕕᐅᕙᒃᑐᓂᒃ ᑐᓂᔭᐅᓚᐅᕐᑐᑦ (20%). ᐅᑯᓇᖕᒐᑦ 113 ᐊᑕᐅᓯᑐᐊᕐᒥᑦ ᐱᑖᕐᕕᐅᕙᒃᑐᓂᒃ ᑐᓂᔭᐅᔪᓂᒃ, 96% ᐊᓯᖏᑦ ᓇᖕᒥᓂᖏᓐᓄᐊᓚᐅᕐᑐᑦ. ᐅᓇ ᓴᖅᑭᑎᑦᑎᓯᒪᔪᖅ ᐊᖏᖕᒐᕙᑦᓕᕐᓯᒪᓂᕐᒥᒃ 4% ᐅᕙᖓᑦ 2015/16. ᑭᓯᐊᓂᓕ, ᐅᓇ ᓴᖅᑭᑎᑦᑎᓯᒪᖕᒥᔪᖅ ᒥᒃᓵᕙᑦᓕᕐᓯᒪᓂᕐᒥᒃ ᑕᑦᓕᒪᓂᒃ (5) ᐱᓕᕆᑦᑎᓂᐅᔪᓂᒃ.

ᐱᓕᕆᑎᑦᑎᓂᐅᔪᑦ >$25,000 <=$100,000, ᖃᓄᐃᑦᑑᓂᖏᑦᑎᒍᑦ, ᐊᓯᖏᑦ, ᐊᖏᓂᖏᑦᑎᒍᑦ

***ᐊᑖᓂ ᑎᑎᖅᑐᒐᖅ "ᓄᓇᕗᑦ ᒐᕙᒪᒃᑯᑦ ᑐᓂᓯᖃᑦᑕᕐᓂᖏᑦ ᐊᑕᐅᓯᑐᐊᕐᒥᒃ ᐱᑖᕐᕕᐅᕙᒃᑐᓄᑦ ᐱᓕᕆᑎᑦᑎᓂᐅᔪᓂᒃ > $25,000 ᒪᐅᖓ <= $100,000 ᖃᓄᐃᑦᑑᓂᖏᑦᑎᒍᑦ ᑐᓂᔭᐅᔪᑦ ᐊᓯᖏᑦ ᓇᖕᒥᓂᖏᓐᓄᑦ" ᓴᕿᑎᑦᑎᓯᒪᔪᖅ ᑐᓂᓯᖃᑦᑕᕐᓂᕐᒥᒃ ᐊᑕᐅᓯᑐᐊᕐᒥᒃ ᐱᑖᕐᕕᐅᕙᒃᑐᓄᑦ ᑐᓂᔭᐅᔪᑦ ᐊᓯᖏᑦ ᓇᖕᒥᓂᖏᓐᓄᑦ.**

ᓄᓇᕗᑦ ᒐᕙᒪᖕᒐ
ᑐᓂᓯᖃᑦᑕᕐᓂᖏᑦ ᐊᑐᐅᓯᑐᐊᕐᒥᒃ ᐱᑖᕐᕕᐅᕙᒃᑐᓄᑦ ᐱᓕᕆᑎᑦᑎᓂᐅᔪᓂᒃ
> $25,000 ᒪᐅᖓ <= $100,000
ᑐᓂᔭᐅᔪᑦ ᐊᓯᖏᑦ ᓇᖕᒥᓂᖏᓐᓄᑦ - ᐊᖏᓂᖏᑦᑎᒍᑦ
2018/19

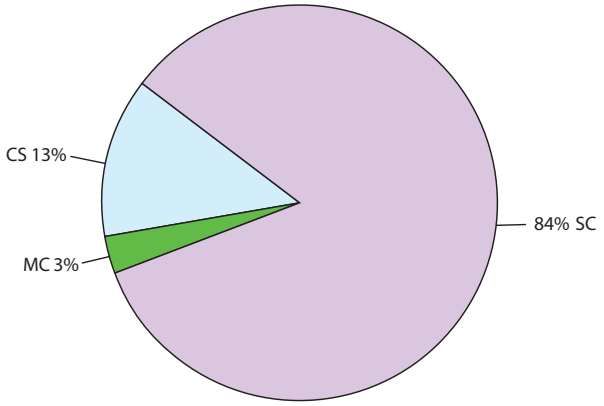

ᑐᓂᓯᖃᑦᑕᕐᓂᖅ ᐊᑕᐅᓯᑐᐊᕐᒥᒃ ᐱᑖᕐᕕᐅᕙᒃᑐᓄᑦ ᑐᓂᔭᐅᔪᑦ ᐊᓯᖏᑦ ᓇᖕᒥᓂᖏᓐᓄᑦ - ᐊᖏᓂᖏᑦᑎᒍᑦ

ᐊᑕᐅᓯᑐᐊᕐᒥ ᐱᑖᕐᕕᐅᕙᒃᑐᑦ - ᐊᓯᖏᑦ ᓇᖕᒥᓂᖏ	2018/19		2017/18		2016/17	
ᖃᖓᑕᓱᒥ ᐊᑐᕐᓂᖅ (AC)	-	-	2	1%	4	4%
ᑎᑎᕋᐅᔭᕐᓂᖅ/ᓴᓇᔭᕆᐊᓕᓕᕆᓂᖅ (AE)	-	-	-	-	-	-
ᐃᒡᓗᓕᐅᕐᓂᖅ (CON)	-	-	-	-	-	-
ᖃᐅᔨᓇᓱᖕᓂᕐᒧᑦ ᐱᔨᑦᑎᕋᐅᑎᑦ (CS)	16	13	30	22	24	22
ᒥᑭᑦᑐᑦ ᐃᒡᓗᓕᕆᓂᐅᔪᑦ ᓱᕋᒃᓯᒪᔪᓕᕆᓂᕐᒧᑦᑑᓐᓃᑦ (MC)	3	3	5	4	1	1
ᐱᔨᑦᑎᕋᐅᑎᓂ ᐱᓕᕆᑎᑦᑎᓂᖅ (SC)	100	84	97	72	79	73
ᑲᑎᖕᓗᑎᒃ	119	100%	134	99%	108	100%

ᐊᖏᓂᑎᓂᖏᑦ ᐊᒻᒪ ᑖᒃᑯᓄᖓ >ᓴᓐᑎᐅᔪᑦ ᐊᑕᐅᓯᑐᐊᕐᒥᒃ ᐱᑖᕐᕕᐊᕙᒃᑐᓂᒃ ᐱᓕᕆᑎᑦᑎᓂᐅᔪᓂᒃ ᐊᓯᖏᑦ ᓇᖕᒥᓂᖏᓐᓄᑦ ᖃᓄᐃᑦᑑᓂᖏᑦᑎᒍᑦ ᓇᓗᓇᐃᔭᕐᓯᒪᔪᑦ ᓇᓗᓇᐃᒃᑯᑎᒥᑦ ᖁᑖᓂᑦ.

2018/19-ᒥᑦ, 97% ᐊᖏᓂᖏᑦᑎᒍᑦ ᐊᑕᐅᓯᑐᐊᕐᒥᒃ ᐱᑖᕐᕕᐅᕙᒃᑐᓄᑦ ᑐᓂᔭᐅᔪᑦ ᐊᓯᖏᑦ (ᐊᑎᓕᐅᖅᑕᐅᓯᒪᙱᑦᑐᑦ) ᓇᖕᒥᓂᖏᓐᓄᑦ ᒪᕐᕉᓄ ᐱᓕᕆᑎᑦᑎᓂᐅᔪᓄᑦ ᖃᓄᐃᑦᑑᓂᖏᑦᑎᒍᑦ: ᖃᐅᔨᓇᓱᖕᓂᕐᒧᑦ ᐱᔨᑦᑎᕋᐅᑎᓄᑦ ᐊᒻᒪ ᐱᔨᑦᑎᕋᐅᑎᓂᒃ ᐱᓕᕆᑎᑦᑎᓂᕐᒧᑦ.

2017/18, 94%-ᖏᑦ ᐊᑕᐅᓯᑐᐊᕐᒥᒃ ᐱᑖᕐᕕᐅᕙᒃᑐᓂᒃ ᐱᓕᕆᑎᑦᑎᓂᐅᔪᑦ ᐊᓯᖏᑦ ᓇᖕᒥᓂᖏᓐᓄᑦ ᒪᑯᓄᖓᐅᓚᐅᕐᑐᖅ ᐱᔨᑦᑎᕋᐅᑎᓂᒃ ᐱᓕᕆᑎᑦᑎᓂᕐᒧᑦ ᐊᒻᒪ ᖃᐅᔨᓇᓱᖕᓂᕐᒧᑦ ᐱᔨᑦᑎᕋᐅᑎᓄᑦ.

2016/17-ᒥᑦ, 95%-ᖏᑦ ᐊᑕᐅᓯᑐᐊᕐᒥᒃ ᐱᑖᕐᕕᐅᕙᒃᑐᓂᒃ ᐱᓕᕆᑎᑦᑎᓂᐅᔪᑦ ᐊᓯᖏᑦ ᓇᖕᒥᓂᖏᓐᓄᑦ ᐅᑯᐊᖑᓚᐅᕐᑐᑦ ᐱᔨᑦᑎᕋᐅᑎᓂᒃ ᐱᓕᕆᑎᑦᑎᓂᕐᒧᑦ ᐊᒻᒪ ᖃᐅᔨᓇᓱᖕᓂᕐᒧᑦ ᐱᔨᑦᑎᕋᐅᑎᓄᑦ.

ᐊᕐᕌᒍᓂ 13-ᓂ ᐊᑐᖅᑕᐅᕙᓪᓕᐊᖃᑦᑕᖅᑐᓂᒃ ᓇᓗᓇᐃᕐᓯᓯᒪᕗᖅ ᐅᓄᕐᓂᕐᓴᐅᑎ ᐊᑕᐅᓯᑐᐊᕐᒥ ᐱᑖᕐᕕᐅᕙᒃᑐᓄᑦ ᑐᓂᔭᐅᔪᑦ "ᐊᓯᖏᑦ" ᓇᖕᒥᓂᖏᓐᓄᑦ ᒪᑯᓄᖓᐅᓯᒪᔪᑦ ᖃᐅᔨᓇᓱᖕᓂᕐᒧᑦ ᐊᒻᒪ ᐱᔨᑦᑎᕋᐅᑎᓂᒃ ᐱᓕᕆᑎᑦᑎᔨᐅᔪᓄᑦ.

ᐱᓕᕆᑦᑎᓂᐅᔪᑦ >$100,000, ᐱᓕᕆᑦᑎᓂᔾᔪᑎᓕᕆᓂᒃᑯᑦ, ᐊᑭᖏᑦᑎᒍᑦ

**ᐊᑖᓂ ᑎᑎᖅᑐᒐᖅ *“ᓄᓇᕗᑦ ᒐᔭᒪᒃᑯᑦ ᑐᓂᓯᖃᑦᑕᖅᓂᖏᑦ ᐊᑕᐅᓯᑐᐊᖅᑎᒃ ᐱᑖᖅᕕᐅᕙᒃᑐᓂᒃ ᐱᓕᕆᑦᑎᓂᐅᔪᓂᒃ > $100,000 ᐱᓕᕆᑦᑎᔾᔪᑎᓕᕆᓂᒃᑯᑦ”* ᓴᖅᑭᑎᑦᑎᓯᒪᔪᖅ ᑐᓂᓯᖃᑦᑕᖅᓂᖅᑎᒃ ᐱᓕᕆᑦᑎᒍᑎᓂᒃ ᐱᓕᕆᑦᑎᔾᔪᑎᓕᕆᓂᒃᑯᑦ – ᐊᑭᖏᑦᑎᒍᑦ. ᐅᕙᓂ, ᐱᖁᑎᑖᕈᓐᓇᐅᑎ ᐊᒻᒪ ᐱᓕᕆᑦᑎᔾᔪᑏᑦ ᐊᖅᑦᒍᓂ ᓯᕗᓂᖓᓂᖓᙱᖅᑐᑦ ᐃᓚᐅᙱᑦᑐᑦ.

ᓄᓇᕗᑦ ᒐᕙᒪᖓ
ᑐᓂᓯᖃᑦᑕᖅᓂᖅ ᐱᓕᕆᑦᑎᓂᐅᔪᓂᒃ > $100,000 ᐱᓕᕆᑦᑎᔾᔪᑎᓕᕆᓂᒃᑯᑦ
– ᐊᑭᖏᑦᑎᒍᑦ
2018/19

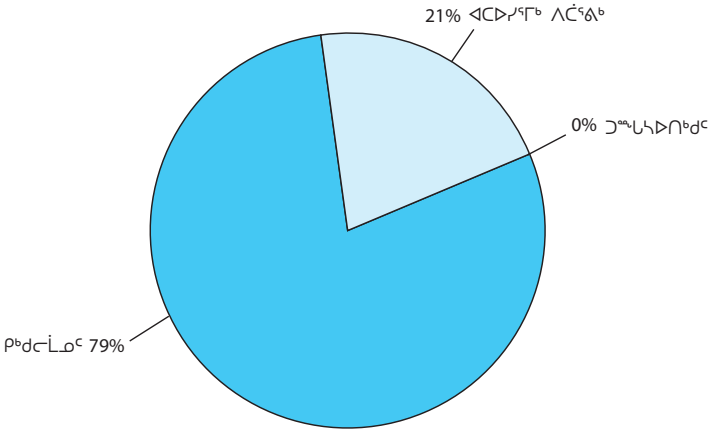

ᑐᓂᓯᖃᑦᑕᖅᓂᖅ ᐱᓕᕆᑦᑎᓂᐅᔪᓂᒃ > $100,000 ᐱᓕᕆᑦᑎᔾᔪᑎᓕᕆᓂᒃᑯᑦ – ᐊᑭᖏᑦᑎᒍᑦ (ᑕᐅᓴᖏᓐᓂᒃ)

ᐊᖅᑦᒍ	ᑐᓂᔭᐅᔪᑦ	ᑭᒃᑯᓕᒫᓄᑦ		ᑐᙵᕆᐅᑎᒃᑯᑦ		ᐊᑕᐅᓯᖅᑕᒃ ᐱᑖᖅᕕᒃ	
2018/19	$347,360	$274,578	79%	$1,569	-%	$71,213	21%
2017/18	340,850	308,783	91	3,732	1	28,335	8
2016/17	192,907	151,271	78	3,588	2	38,048	20

ᐅᓇ ᐃᓚᖓ ᐃᓚᒃᑲᓐᓂᖓ ᖃᐅᔨᓴᕈᑎᓂᒃ ᓴᖅᑭᑎᑦᑎᓯᒪᔪᖅ ᐱᓕᕆᑦᑎᓂᐅᔪᓂᒃ (ᐃᓚᐅᙱᓗᑎᒃ ᐱᖁᑎᑖᕈᑎᑦ ᐊᒻᒪ ᐱᓕᕆᑦᑎᓂᐅᔪᑦ ᐊᖅᑦᒍᓂ ᓯᕗᓂᖓᓂᙱᖅᓯᒪᔪᑦ) ᐱᓕᕆᑦᑎᔾᔪᑎᓕᕆᓂᒃᑯᑦ ᐅᖓᑖᓐᓂᑦᑐᓄᑦ $100,000 ᐊᑭᖏᑦᑎᒍᖓᔪᓂᒃ.

2018/19-ᒥᑦ, ᐅᑯᓇᙱᑦ ᑲᑎᓯᒪᔪᓂᒃ ᐊᑭᖏᑦᑎᒍ $347,360,000, ᑭᒃᑯᓕᒫᓄᑦ ᐊᒻᒪ ᑐᙵᕆᐅᑎᒃᑰᖅᑎᑦᑎᓂᒃᑯᑦ ᑐᒃᓯᕋᐅᑎᓂᒃ ᐊᑭᑦᑐᕋᐅᑎᓂ ᐅᕝᕙᓘᓐᓃᑦ ᑐᒃᓯᕋᐅᑎᓂᒃ ᐱᓕᕆᔪᒪᓂᕐᒧᑦ ᑲᑎᑦᑐᓂᒃ $276,147,000 ᐅᕝᕙᓘᓐᓃᑦ 79%; ᐊᒻᒪ ᐊᑕᐅᓯᑐᐊᖅᑕᒃ ᐱᑖᖅᕕᐅᕙᒃᑐᓄᑦ ᑲᑎᙵᑎᒃ $71,213,000 ᐅᕝᕙᓘᓐᓃᑦ 21%.

2017/18-ᒥᑦ, ᐅᑯᓇᙱᑦ ᑲᑎᓯᒪᔪᓂᒃ ᐊᑭᖏᑦᑎᒍᑦ $340,850,000 ᑭᒃᑯᓕᒫᓄᑦ ᐊᒻᒪ ᑐᙵᕆᐅᑎᒃᑰᖅᑎᑦᑎᓂᒃᑯᑦ ᑐᒃᓯᕋᐅᑎᓂᒃ ᐊᑭᑦᑐᕋᐅᑎᓂ ᐅᕝᕙᓘᓐᓃᑦ ᑐᒃᓯᕋᐅᑎᓂᒃ ᐱᓕᕆᔪᒪᓂᕐᒧᑦ ᑲᑎᑦᑐᓂᒃ $312,515,000 ᐅᕝᕙᓘᓐᓃᑦ 92%; ᐊᒻᒪ ᐊᑕᐅᓯᑐᐊᖅᑕᒃ ᐱᑖᖅᕕᐅᕙᒃᑐᓄᑦ ᑲᑎᙵᑎᒃ $28,335,000 ᐅᕝᕙᓘᓐᓃᑦ 8%.

2016/17, ᑲᑎᓯᒪᔪᓂᒃ ᐊᑭᖏᑦᑎᒍᑦ ᐅᕙᙱᑦ $192,907,000, ᑭᒃᑯᓕᒫᓄᑦ ᐊᒻᒪ ᑐᙵᕆᐅᑎᒃᑰᖅᑎᑦᑎᓂ ᑐᒃᓯᕋᐅᑎᓂᒃ ᐊᑭᑦᑐᕋᐅᑎᒍᑎᓂᒃ ᑲᑎᙵᑎᒃ $154,859,000 ᐅᕝᕙᓘᓐᓃᑦ 80%; ᐊᒻᒪ ᐊᑕᐅᓯᑐᐊᖅᑕᒃ ᐱᑖᖅᕕᐅᕙᒃᑐᓄᑦ ᑲᑎᙵᑎᒃ $38,048,000 ᐅᕝᕙᓘᓐᓃᑦ 20%.

ᐊᖅᑦᒍᓂ ᐱᖓᓱᓂ ᐅᓂᒃᑳᓕᐊᖑᔪᓂᒃ ᐅᕙᓂ ᐅᓂᒃᑳᒥ ᐊᒻᒪᓗ ᓇᓗᓇᐃᒃᑯᑎᒥ ᖁᑖᓂ ᑕᑯᔪᒍᑦ ᐊᑕᐅᓯᑐᐊᖅᑕᒃ ᐱᑖᖅᕕᐅᕙᒃ ᑕᒪᐅᓈᖓᔪᓂᒃ ᐊᖏᒡᓕᒋᐊᖅᐹᓪᓕᖅᓂᖏᓐᓂᒃ 87%-ᒥᑦ ᑮᓇᐅᔭᓪᓚᕆᒃᑎᒍᑦ ᐊᖅᑦᒍᒧᑦ 2018/19.

2018/19-ᒥᑦ ᒪᖅᑮᓚᐅᖅᑑᒃ (2) ᐊᖏᔫᒃ ᐱᓕᕆᑦᑎᓂᐅᔪᒃ ᐊᑕᐅᓯᑐᐊᖅᑕᒃ ᐱᑖᖅᕕᐅᕙᒃᑐᒧᑦ ᑐᐊᕕᖅᓇᖅᑐᒥᑦ ᑐᓂᔭᐅᓚᐅᖅᑐᑦ. ᐅᑯᐊᒃ ᒪᖅᑮᒃ ᐱᓕᕆᑦᑎᓂᐅᔪᑦ ᐅᑯᓄᖓᐅᓚᐅᖅᑐᖅ ᖃᖓᑕᓲᖅᕕᒃᒥᑦ ᑎᑎᖅᑲᓕᐅᖅᓂᖅ ᐊᒻᒪ ᖃᐅᒻᒪᖅᑎᖏᓐᓂᒃ ᐱᐅᓯᕙᓪᓕᖅᑎᑦᑎᓂᖅ ᓄᓇᕗᑦ ᒥᑦᑕᖅᕕᖏᓐᓂᒃ, ᑕᒪᓐᓇᓗ ᐱᓕᕆᐊᖑᔭᕆᐊᖅᑲᓚᐅᖅᓱᓂᓂ ᐅᓗᕆᐊᓇᙱᑦᑐᒥᒃ ᐊᐅᓚᑦᑎᒍᑎᓄᑦ ᒥᑦᑕᖅᕕᖓᓂᒃ ᐊᒻᒪᓗ ᐱᓕᕆᑦᑎᓂᖅ ᐅᖅᓱᐊᓗᓕᕆᓂᖅᓱᒧᑦ ᐃᖅᑲᓗᒃᑑᑦᑎᐊᖅᒥᑦ (ᐱᓕᕆᑦᑎᑕᐅᔫᑦ ᓈᒻᒪᙱᓕᐅᖅᑐᖓᓄᑦ). ᑲᑎᙵᑎᒃ ᐊᑭᖏᑦᑎᒍᑦ ᑖᒃᑯᐊᒃ ᒪᖅᑮᒃ ᐊᑕᐅᓯᑐᐊᖅᑕᒃ ᐱᑖᖅᕕᐅᕙᒃᑐᓂᒃ ᐱᓕᕆᑦᑎᓂᐅᔪᓂᒃ ᑐᓂᓯᓂᐅᓚᐅᖅᑐᖅ ᐅᖓᑖᓐᓂᓚᐅᖅᑐᖅ $3.1 ᒥᓕᐊᓐ ᑖᓚᓂᒃ.

ᐱᓕᕆᑎᑦᑎᓂᐅᔪᑦ >$100,000, ᐱᓕᕆᑎᑦᑎᔾᔪᑎᓕᕆᓂᒃᑯᑦ, ᐊᖏᓂᖏᑦᑎᒍᑦ

ᐊᑖᓂ ᑎᑎᖅᑐᒐᖅ *“ᓄᓇᕗᑦ ᒐᕙᒪᒃᑯᑦ ᑐᓂᓯᖃᑦᑕᕐᓂᖏᑦ ᐱᓕᕆᑎᑦᑎᓂᐅᔪᓂᒃ > $100,000 ᐱᓕᕆᑎᑦᑎᔾᔪᑎᓕᕆᓂᒃᑯᑦ”* ᓴᕿᑎᑦᑎᓯᒪᔪᖅ ᑐᓂᓯᖃᑦᑕᕐᓂᕐᒥᒃ ᐱᓕᕆᑎᑦᑎᒍᑎᓂᒃ ᐱᓕᕆᑎᑦᑎᔾᔪᑎᓕᕆᓂᒃᑯᑦ – ᐊᖏᓂᖏᑦᑎᒍᑦ. ᐱᓕᕆᑎᑦᑎᓂᐅᔪᑦ ᐱᕐᑯᑎᓄᑦ ᐊᒻᒪ ᐱᓕᕆᑎᑦᑎᒍᑏᑦ ᐊᕐᕌᒍᓂ ᓯᕗᓂᖓᓂᙱᖅᑐᑦ ᐃᓚᐅᙱᑦᑐᑦ.

ᓄᓇᕗᑦ ᒐᕙᒪᖕᒐ
ᑐᓂᓯᖃᑦᑕᕐᓂᖅ ᐱᓕᕆᑎᑦᑎᓂᐅᔪᓂᒃ > $100,000 ᐱᓕᕆᑎᑦᑎᔾᔪᑎᓕᕆᓂᒃᑯᑦ
– ᐊᖏᓂᖏᑦᑎᒍᑦ
2018/19

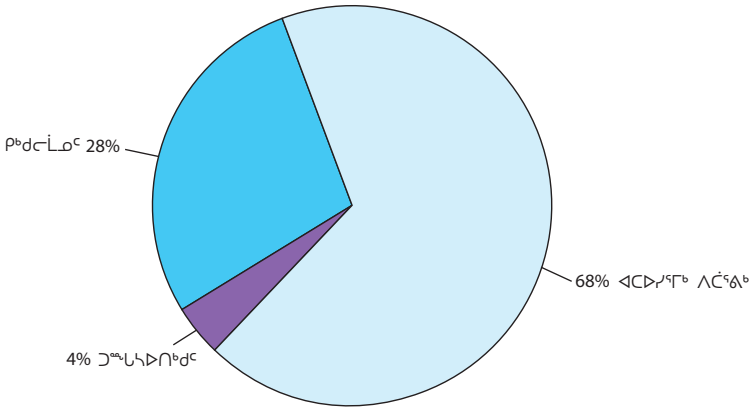

ᑐᓂᓯᖃᑦᑕᕐᓂᖅ ᐱᓕᕆᑎᑦᑎᓂᐅᔪᓂᒃ ᐱᓕᕆᑎᑦᑎᔾᔪᑎᓕᕆᓂᒃᑯᑦ – ᐊᖏᓂᖏᑦᑎᒍᑦ

ᐊᕐᕌᒍ	ᑐᓂᔭᐅᔪᑦ	ᑭᒃᑯᓕᒫᓄᑦ		ᑐᙵᕐᓴᐅᑎᒃᑯᑦ		ᐊᑕᐅᓯᕐᒥᒃ ᐱᑖᕐᕕᒃ	
2018/19	267	76	28%	10	4%	181	68%
2017/18	206	102	50	21	10	83	40
2016/17	250	107	43	13	5	130	52

2018/19-ᒥᑦ ᐅᑯᓇᙵᑦ 267 ᐱᓕᕆᑎᑦᑎᓂᐅᔪᓂᒃ ᑐᓂᔭᐅᔪᓂᒃ ᒫᓃᑦᑐᓂᒃ >$100,000 ᐊᑭᖏᑦᑎᒍᑦ, 86 ᐅᕝᕙᓘᓐᓃᑦ 32% ᐱᒡᒍᓴᐅᑎᓂᒃᑰᓚᐅᕐᑐᖅ ᐊᒻᒪ 181 ᐅᕝᕙᓘᓐᓃ 68% Lᑯᓇᙵᑦ ᐊᑕᐅᓯᑐᐊᕐᒥᒃ ᐱᑖᕐᕕᐅᕙᒃᑐᓂᒃ ᐱᓕᕆᑎᑦᑎᓂᐅᔪᓂᒃ.

2017/18-ᒥᑦ, ᐅᑯᓇᙵᑦ 206 ᐱᓕᕆᑎᑦᑎᓂᐅᔪᓂᒃ ᑐᓂᔭᐅᔪᓂᒃ ᒫᓃᑦᑐᓂᒃ >$100,000 ᐊᑭᖏᑦᑎᒍᑦ 123 ᐅᕝᕙᓘᓐᓃᑦ 60% ᐱᒡᒍᓴᐅᑎᓂᒃᑰᓚᐅᕐᑐᑦ ᐊᒻᒪ 83 ᐅᕝᕙᓘᓐᓃᑦ 40% Lᑯᓇᙵᑦ ᐊᑕᐅᓯᑐᐊᕐᒥᒃ ᐱᑖᕐᕕᐅᕙᒃᑐᓂᒃ ᐱᓕᕆᑎᑦᑎᓂᐅᔪᓄᑦ ᐱᒡᒍᓴᐅᑎᓂᒃᑰᙱᑦᑐᖅ.

2016/17-ᒥᑦ, ᐅᑯᓇᙵᑦ 250 ᐱᓕᕆᑎᑦᑎᓂᐅᔪᓂᒃ ᑐᓂᔭᐅᔪᓂᒃ ᒫᓃᑦᑐᓂᒃ >$100,000 ᐊᑭᖏᑦᑎᒍᑦ, 120 ᐅᕝᕙᓘᓐᓃᑦ 48% ᐱᒡᒍᓴᐅᑎᓂᒃᑰᓚᐅᕐᑐᑦ ᐊᒻᒪ 130 ᐅᕝᕙᓘᓐᓃᑦ 52% Lᑯᓇᙵᑦ ᐊᑕᐅᓯᑐᐊᕐᒥᒃ ᐱᑖᕐᕕᐅᕙᒃᑐᓂᒃ ᐱᓕᕆᑎᑦᑎᓂᐅᔪᓄᑦ.

ᐊᕐᕌᒍᓂᒃ 2016/17-ᒥᑦ 2018/19-ᒧᑦ, Cᑯᓯᒪᕗᒍᑦ ᖃᔅᓯᐅᓂᖏᑦ ᐱᓕᕆᑎᑦᑎᓂᐅᔪᑦ ᑕᒪᐅᓈᖓᔪᓂᒃ ᐅᑯᓄᖓ ᐊᑕᐅᓯᑐᐊᕐᒥᒃ ᐱᑖᕐᕕᐅᕙᒃᑐᓂ ᐅᓄᕐᓯᕙᓪᓕᕐᐳᖅ 52%-ᒥᑦ 68%-ᒧᑦ. ᐅᓇ ᓴᕿᑎᑦᑎᓯᒪᔪᖅ 16%-ᒥᑦ ᐊᖏᒐᓕᒋᐊᕐᓂᕐᒥᒃ ᐊᕕᒃᑐᕐᓯᒪᓂᒃᑯᑦ ᐊᒻᒪ 39% ᑮᓇᐅᔭᓪᓚᕆᒃᑎᒍᑦ.

ᐊᑕᐅᓯᑐᐊᖅᒥᒃ ᐱᑖᖅᕕᐅᕙᒃᑐᓂᒃ ᐱᓕᕆᑎᑦᑎᓂᐅᔪᓂᒃ ᑐᓂᓯᖃᑦᑕᖅᓂᖅ >$100,000, ᖃᓄᐃᑦᑑᓂᖓᒍᑦ, ᐊᑭᖏᑦᑎᒍᑦ

ᐊᑖᓂ ᑎᑎᖅᑐᒐᒃ *“ᓄᓇᕗᑦ ᒐᕙᒪᒃᑯᑦ ᑐᓂᓯᖃᑦᑕᖅᓂᖏᑦ ᐊᑕᐅᓯᑐᐊᖅᒥᒃ ᐱᑖᖅᕕᐅᕙᒃᑐᓄᑦ ᐱᓕᕆᑎᑦᑎᓂᐅᔪᓂᒃ > $100,000 ᖃᓄᐃᑦᑑᓂᖓᒍᑦ”* ᓴᖅᑭᑎᑦᑎᓯᒪᔪᖅ ᑐᓂᓯᖃᑦᑕᖅᓂᖅᒥᒃ ᐊᑕᐅᓯᑐᐊᖅᒥᒃ ᐱᑖᖅᕕᐅᕙᒃᑐᓄᑦ ᖃᓄᐃᑦᑑᓂᖏᑦᑎᒍᑦ – ᐊᑭᖏᑦᑎᒍᑦ. ᐱᖁᑎᑖᕈᓐᓇᐅᑎᑦ ᐊᒻᒪ ᐱᓕᕆᑎᑦᑎᔾᔪᑏᑦ ᐊᖅᑮᒍᓂ ᓯᕗᓂᖓᓂᙱᖅᑐᑦ ᐃᓚᐅᙱᑦᑐᑦ.

ᓄᓇᕗᑦ ᒐᕙᒪᖔᑦ
ᑐᓂᓯᖃᑦᑕᖅᓂᖅ ᐱᓕᕆᑎᑦᑎᓂᐅᔪᓂᒃ> $100,000 ᖃᓄᐃᑦᑑᑎᖓᒍᑦ
– ᐊᑭᖏᑦᑎᒍᑦ
2018/19

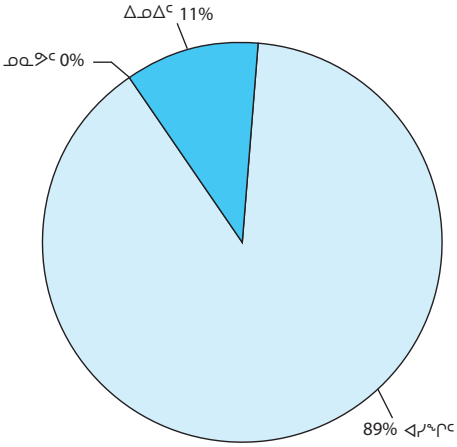

ᑐᓂᓯᖃᑦᑕᖅᓂᖅ ᐊᑕᐅᓯᑐᐊᖅᒥᒃ ᐱᑖᖅᕕᐅᕙᒃᑐᓂᒃ ᐱᓕᕆᑎᑦᑎᓂᐅᔪᓂᒃ ᖃᓄᐃᑦᑑᓂᖏᑦᑎᒍᑦ – ᐊᑭᖏᑦᑎᒍᑦ (ᑕᐅᓴᖏᓐᓂᒃ)

ᐊᖅᑮᒍ	ᑐᓂᔭᐅᔪᑦ	ᐃᓄᐃᑦ		ᓄᓇᕗᑦ		ᐊᓯᖏᑦ	
2018/19	$71,214	$7,891	11%	$ 124	- %	$63,199	89%
2017/18	28,335	697	2	488	2	$27,150	96
2016/17	38,048	3,261	9	-	-	$34,787	91

ᑎᑎᖅᑐᒐᖅ ᐊᒻᒪ ᓇᓗᓇᐃᒃᑯᑎ ᖁᑖᓂ ᓴᖅᑭᑎᑦᑎᓯᒪᔪᖅ ᐊᑕᐅᓯᑐᐊᖅᒥᒃ ᐱᑖᖅᕕᐅᕙᒃᑐᓄᑦ ᐱᓕᕆᑎᑦᑎᓂᐅᔪᑦ ᐊᑭᖅᑲᖅᑐᑦ ᐅᖓᑖᓂᒃ $100,000 ᑐᓂᔭᐅᓯᒪᓂᖅᓴᐅᔪᑦ ᐊᓯᖏᑦ ᓇᖏᒥᓂᖏᓐᓄᑦ (ᐃᓄᐃᑦ ᐊᒻᒪ ᓄᓇᕗᑦ ᓇᖏᓂᓇᖏᑕᖏᑦ). ᐅᓇ ᑕᐃᒪᓐᓇᐃᖅᑲᑦᑕᓯᒪᔪᖅ ᐊᖅᑮᒎᓕᖅᑐᓂᒃ 13-ᓂ ᐅᑯᓇᓂ ᐅᓂᒃᑳᓂᒃ.

ᖃᐅᔨᒪᑦᑎ ᓄᓇᕗᑦ ᓇᖏᓂᖏᑦ ᓇᓗᓇᐃᖅᑕᐅᓯᒪᖏᔪᑦ ᐃᓄᐃᑦ ᓇᖏᓂᖏᑦᑎᑐᑦ ᑕᐃᒪᓕ ᐃᓚᐅᑎᑕᐅᔪᑦ ᐃᓄᐃᑦ ᓇᖏᓂᖏᓐᓂᒃ.

ᐱᓕᕆᑎᑦᑎᓂᐅᔪᑦ >$100,000 ᐊᑕᐅᓯᑐᐊᖅᑕᒃ ᐱᑖᖅᑕᐅᕙᒃᑐᓂᒃ – ᖃᓄᐃᑦᑑᓂᖏᑦᑎᒍᑦ, ᐊᑭᖏᑦᑎᒍᑦ

ᐊᑖᓂ ᑎᑎᖅᑐᒐᖅ *“ᓄᓇᕗᑦ ᒐᕙᒪᒃᑯᑦ ᑐᓂᓯᖃᑦᑕᖅᓂᖏᑦ ᐊᑕᐅᓯᑐᐊᖅᑕᒃ ᐱᑖᖅᑕᐅᕙᒃᑐᓄᑦ ᐱᓕᕆᑎᑦᑎᓂᐅᔪᓂᒃ > $100,000 ᖃᓄᐃᑦᑑᓂᖏᑦᑎᒍᑦ”* ᑐᓂᔭᐅᔪᑦ ᐊᓯᖏᑦ ᓇᖏᓂᖏᓐᓄᑦ ᓴᖅᑭᑎᑦᑎᓯᒪᔪᖅ ᑐᓂᓯᖃᑦᑕᖅᓂᖅᑕᒃ ᐊᑕᐅᓯᑐᐊᖅᑕᒃ ᐱᑖᖅᑕᐅᕙᒃᑐᓄᑦ ᖃᓄᐃᑦᑑᓂᖏᑦᑎᒍᑦ – ᐊᑭᖏᑦᑎᒍᑦ.

ᓄᓇᕗᑦ ᒐᕙᒪᖓᑐᓂᓯᖃᑦᑕᖅᓂᖅ ᐱᓕᕆᑎᑦᑎᓂᐅᔪᓂᒃ ᐊᑕᐅᓯᑐᐊᖅᑕᒃ ᐱᑖᖅᑕᐅᕙᒃᑐᓄᑦ > $100,000 ᖃᓄᐃᑦᑑᓂᖏᑦᑎᒍᑦᑐᓂᔭᐅᔪᑦ ᐊᓯᖏᑦ ᓇᖏᓂᖏᓐᓄᑦ – ᒪᓕᒃᓱᑎᒃ ᐊᑭᖏᑦᑎᒍᑦ 2018/19

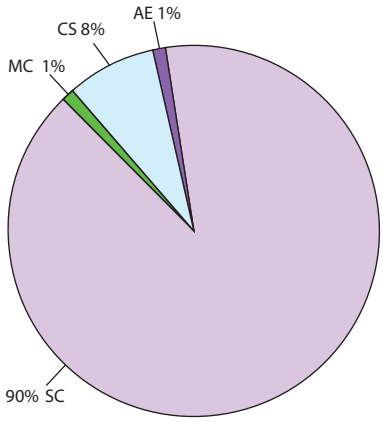

ᑐᓂᓯᖃᑦᑕᖅᓂᖅ ᐊᑕᐅᓯᑐᐊᖅᑕᒃ ᐱᑖᖅᑕᐅᕙᒃᑐᓂᒃ ᐱᓕᕆᑎᑦᑎᓂᐅᔪᓂᒃ >$100,000 ᑐᓂᔭᐅᔪᑦ ᐊᓯᖏᑦ ᓇᖏᓂᖏᓐᓄᑦ – ᐊᑭᖏᑦᑎᒍᑦ

(ᑕᐅᓴᖏᓐᓂᒃ)

ᐊᑕᐅᓯᑐᐊᖅᑕ ᐱᑖᖅᑕᐅᕙᒃᑐᑦ – ᐊᓯᖏᑦ ᓇᖏᓂᖏ	2018/19			2017/18			2016/17		
ᖃᖓᑕᓱᒥ ᐊᑐᖅᓂᖅ (AC)	$	-	-%	$	-	-%	$	-	-%
ᑎᑎᕋᐅᔭᖅᓂᖅ/ᓴᓇᔭᕆᐊᓕᓕᕆᓂᖅ (AE)		321	1		-	-		-	-
ᐃᒡᓗᓕᐅᖅᓂᖅ (CON)		-	-		-	-		-	-
ᖃᐅᔨᓇᓱᖕᓂᖅᒧᑦ ᐱᔨᑦᑎᕋᐅᑎᑦ (CS)		5,256	8		9,428	35		10,619	31
ᒥᑭᑦᑐᑦ ᐃᒡᓗᓕᕆᓂᐅᔪᑦ ᓱᕋᒃᓯᒪᔪᓕᕆᓂᖅᒧᑦᓘᓐᓃᑦ (MC)		545	-		-	-		-	-
ᐱᔨᑦᑎᕋᐅᑎᓂ ᐱᓕᕆᑎᑦᑎᓂᖅ (SC)		57,077	90		17,722	65		24,168	69
ᑲᑎᖕᓗᑎᒃ		$63,199	99%		$27,150	100%		$34,787	100%

2018/19-ᒥᑦ, ᐅᑯᓇᙵᑦ $71,214,000 ᑐᓂᔭᐅᔪᓂᒃ ᐊᑕᐅᓯᑐᐊᖅᑕᒃ ᐱᑖᖅᑕᐅᕙᒃᑐᓄᑦ ᐱᓕᕆᑎᑦᑎᓂᐅᔪᓂᒃ, $63,199,000 ᑐᓂᔭᐅᓚᐅᖅᑐᑦ ᐊᓯᖏᑦ ᓇᖏᓂᖏᓐᓄᑦ. ᐱᓕᕆᑎᑦᑎᓂᐅᔪᓂᒃ ᑐᓂᔭᐅᔪᓂᒃ ᐊᓯᖏᑦ ᓇᖏᓂᖏᓐᓄᑦ, 90% ᐱᔨᑦᑎᕋᐅᑎᓂᒃ ᐱᓕᕆᑎᑦᑎᓂᖅᒧᑦᓂᑯᑦ. ᐅᓇ ᖁᑦᑎᕈᓗᔭᖅᑐᖅ ᐳᓴᓐᑎᑎᒍᑦ ᑕᐃᒪᐃᖅᑕᑦᓯᒪᔪᖅ ᐊᖅᑖᒍᓂᒃ ᐱᖓᓱᓂᒃ ᑎᑎᖅᑐᒐᖅᑎᒍᑦ ᓇᓗᓇᐃᖅᑕᐅᓯᒪᔪᓂᒃ.

ᐱᓕᕆᑦᑎᓂᐅᔪᑦ >$100,000, ᖃᓄᐃᑦᑑᓂᖓᒍᑦ, ᐊᖏᓂᖏᑦᑎᒍᑦ

***ᐊᑖᓂ ᑎᑎᖅᑐᒐᖅ "ᓄᓇᕗᑦ ᒐᕙᒪᒃᑯᑦ ᑐᓂᓯᖃᑦᑕᖅᓂᖏᑦ ᐊᑕᐅᓯᑐᐊᖅᑭᒃ ᐱᑖᖅᕕᐅᕙᒃᑐᓄᑦ ᐱᓕᕆᑦᑎᓂᐅᔪᓂᒃ > $100,000 ᖃᓄᐃᑦᑑᓂᖏᑦᑎᒍᑦ" ᓴᖅᑭᑎᑦᑎᓯᒪᔪᖅ ᑐᓂᓯᖃᑦᑕᖅᓂᖅᑭᒃ ᐊᑕᐅᓯᑐᐊᖅᑭᒃ ᐱᑖᖅᕕᐅᕙᒃᑐᓄᑦ ᖃᓄᐃᑦᑑᓂᖏᑦᑎᒍᑦ – ᐊᖏᓂᖏᑦᑎᒍᑦ ᐃᓚᐅᖕᒋᓗᑎᒃ ᐱᖁᑎᑖᕈᑎᑦ ᐊᒻᒪ ᐱᓕᕆᑦᑎᓂᐅᔪᑦ ᐊᖅᑦᒍᓂᒃ ᓯᕗᓂᐊᓂᑦ.**

ᓄᓇᕗᑦ ᒐᕙᒪᖔᑦ
ᑐᓂᓯᖃᑦᑕᖅᓂᖅ ᐊᑕᐅᓯᑐᐊᖅᑭᒃ ᐱᑖᖅᕕᐅᕙᒃᑐᓂᒃ ᐱᓕᕆᑦᑎᓂᐅᔪᓂᒃ
> $100,000 ᖃᓄᐃᑦᑑᓂᖓᒍᑦ
– ᐊᖏᓂᖏᑦᑎᒍᑦ
2018/19

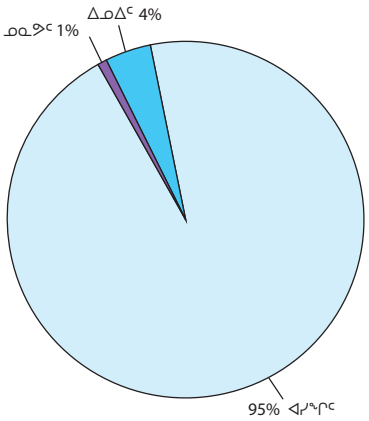

ᑐᓂᓯᖃᑦᑕᖅᓂᖅ ᐊᑕᐅᓯᑐᐊᖅᑭᒃ ᐱᑖᖅᕕᐅᕙᒃᑐᓂᒃ ᐱᓕᕆᑦᑎᓂᐅᔪᓂᒃ ᖃᓄᐃᑦᑑᓂᖏᑦᑎᒍᑦ – ᐊᖏᓂᖏᑦᑎᒍᑦ

ᐊᖅᑦᒍ	ᑐᓂᔭᐅᔪᑦ	ᐃᓄᐃᑦ		ᓄᓇᕗᑦ		ᐊᓯᖏᑦ	
2018/19	181	8	4%	1	1%	172	95%
2017/18	83	4	5	2	2	77	93
2016/17	130	4	3	-	-	126	97

ᖁᑖᓂ ᑎᑎᖅᑐᒐᖅᑎᒍᑦ, 2018/19-ᒥ, ᐅᑯᓇᖕᒐᑦ 181-ᓂ ᐊᑕᐅᓯᑐᐊᖅᑭᒃ ᐱᑖᖅᕕᐅᕙᒃᑐᓄᑦ ᐱᓕᕆᑦᑎᓂᐅᔪᑦ ᑐᓂᔭᐅᔪᓂᒃ 172 ᐅᕝᕙᓘᓐᓃᑦ 95% ᑐᓂᔭᐅᓚᐅᖅᑐᖅ ᐊᓯᖏᑦ ᓇᖕᒥᓂᖏᓐᓄᑦ (ᓇᓗᓇᐃᖅᑕᐅᓯᒪᖕᒋᑦᑐᑦ ᐃᓄᐃᑦ ᐅᕝᕙᓘᓐᓃᑦ ᓄᓇᕗᑦ ᓇᖕᒥᓂᖏᑦᑎᒍᑦ).

ᖁᑖᓂ ᑎᑎᖅᑐᒐᖅᑎᒍᑦ, 2017/18-ᒥ, ᐅᑯᓇᖕᒐᑦ 83-ᓂᒃ ᐊᑕᐅᓯᑐᐊᖅᑭᒃ ᐱᑖᖅᕕᐅᕙᒃᑐᓄᑦ ᐱᓕᕆᑦᑎᓂᐅᔪᑦ ᑐᓂᔭᐅᔪᓂᒃ, 93% ᐊᓯᖏᑦ ᓇᖕᒥᓂᖏᓐᓄᐊᓚᐅᖅᑐᑦ (ᓇᓗᓇᐃᖅᑕᐅᓯᒪᖕᒋᑦᑐᑦ ᐃᓄᐃᑦ ᐅᕝᕙᓘᓐᓃᑦ ᓄᓇᕗᑦ ᓇᖕᒥᓂᖏᑦᑎᒍᑦ).

ᖁᑖᓂ ᑎᑎᖅᑐᒐᖅᑎᒍᑦ, 2016/17-ᒥᑦ, ᐅᑯᓇᖕᒐᑦ 130 ᐊᑕᐅᓯᑐᐊᖅᑭᒃ ᐱᑖᖅᕕᐅᕙᒃᑐᓄᑦ ᐱᓕᕆᑦᑎᓂᐅᔪᑦ ᑐᓂᔭᐅᔪᓂᒃ, 126 ᐅᕝᕙᓘᓐᓃᑦ 97% ᑐᓂᔭᐅᓚᐅᖅᑐᑦ ᐊᓯᖏᑦ ᓇᖕᒥᓂᖏᓐᓄᐊᓚᐅᖅᑐᑦ (ᓇᓗᓇᐃᖅᑕᐅᓯᒪᖕᒋᑦᑐᑦ ᐃᓄᐃᑦ ᐅᕝᕙᓘᓐᓃᑦ ᓄᓇᕗᑦ ᓇᖕᒥᓂᖏᑦᑎᒍᑦ).

ᑎᑎᖅᑐᒐᖅ ᖁᑖᓂ ᐊᒻᒪ ᖃᓄᐃᓕᐅᕈᓯᐅᕙᓪᓕᐊᔪᑦ ᓇᐃᓴᐅᑏᑦ ᓴᖅᑭᑎᑦᑎᓯᒪᔪᑦ ᐅᑯᐊ 90-95% ᐊᕕᒃᑐᖅᓯᒪᓂᒃᑯᑦ ᐅᑯᓄᖓ ᐊᑕᐅᓯᑐᐊᖅᑭᒃ ᐱᑖᖅᕕᐅᕙᒃᑐᓂᒃ ᐱᓕᕆᑦᑎᓂᐅᔪᑦ ᐊᑭᖏᑦᑎᒎᖓᔪᓂᒃ ᐅᖓᓂᑦ $100,000 ᑐᓂᔭᐅᓚᐅᖅᑐᑦ "ᐊᓯᖏᑦ" ᐱᓕᕆᒃᐅᕙᒃᑐᓄᑦ. ᐅᓇ ᖃᓄᐃᓕᐅᖅᐸᓪᓕᐊᓂᐅᔪᖅ ᓯᓕᓯᒪᔪᖅ ᐊᖅᑦᒍ 12-ᓂᒃ.

ᐱᓕᕆᑎᑦᑎᓂᐅᔪᑦ >$100,000, ᖃᓄᐃᑦᑑᓂᖓᒍᑦ ᐊᓯᖏᑦ, ᐊᖏᓂᖏᑦᑎᒍᑦ

ᐊᑖᓂ ᑎᑎᖅᑐᒐᖅ *“ᓄᓇᕗᑦ ᒐᕙᒪᒃᑯᑦ ᑐᓂᓯᖃᑦᑕᖅᓂᖏᑦ ᐊᑕᐅᓯᑐᐊᖅᑭᒃ ᐱᑖᖅᑕᐅᕙᒃᑐᓄᑦ ᐱᓕᕆᑎᑦᑎᓂᐅᔪᓂᒃ > $100,000 ᖃᓄᐃᑦᑑᓂᖏᑦᑎᒍᑦ ᑐᓂᔭᐅᔪᑦ ᐊᓯᖏᑦ ᓇᖏᓂᓄᑦ”* ᓴᖅᑭᑎᑦᑎᓯᒪᔪᖅ ᑐᓂᓯᖃᑦᑕᖅᓂᖅᑭᒃ ᐊᑕᐅᓯᑐᐊᖅᑭᒃ ᐱᑖᖅᑕᐅᕙᒃᑐᓄᑦ ᑐᓂᔭᐅᔪᑦ ᐊᓯᖏᑦ ᓇᖏᓂᖏᓐᓄᑦ.

ᓄᓇᕗᑦ ᒐᕙᒪᖔᒐ
ᑐᓂᓯᖃᑦᑕᖅᓂᖅᑭᒃ ᐊᑕᐅᓯᑐᐊᖅᑭᒃ ᐱᑖᖅᑕᐅᕙᒃᑐᓄᑦ ᐱᓕᕆᑎᑦᑎᓂᐅᔪᓂᒃ > $100,000 ᖃᓄᐃᑦᑑᓂᖓᒍᑦ
ᑐᓂᔭᐅᔪᑦ ᐊᓯᖏᑦ ᓇᖏᓂᖏᓐᓄᑦ - ᐊᖏᓂᖏᑦᑎᒍᑦ
2018/19

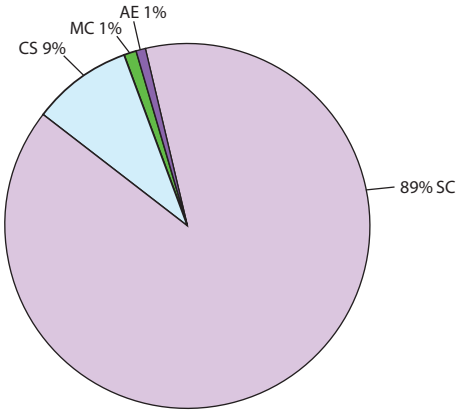

ᑐᓂᓯᖃᑦᑕᖅᓂᖅᑭᒃ ᐊᑕᐅᓯᑐᐊᖅᑭᒃ ᐱᑖᖅᑕᐅᕙᒃᑐᓄᑦ > $100,000 ᑐᓂᔭᐅᔪᑦ ᐊᓯᖏᑦ ᓇᖏᓂᓇᔭᐅᔪᓄᑦ - ᐊᖏᓂᖏᑦᑎᒍᑦ

ᐊᑕᐅᓯᑐᐊᖅᑭᒃ ᐱᑖᖅᑕᐅᕙᒃᑐᑦ – ᐊᓯᖏᑦ ᓇᖏᓂᖏ	2018/19		2017/18		2016/17	
ᖃᖓᑕᓱᒥ ᐊᑐᖅᓂᖅ (AC)	-	-%	-	-%	-	-%
ᑎᑎᕋᐅᔭᖅᓂᖅ/ᓴᓇᔭᕆᐊᓕᓕᕆᓂᖅ (AE)	2	1	-	-	-	-
ᐃᒡᓗᓕᐅᖅᓂᖅ (CON)	-	-	-	-	-	-
ᖃᐅᔨᓇᓱᖕᓂᖅᒧᑦ ᐱᔨᑦᑎᕋᐅᑎᑦ (CS)	15	9	30	39	48	38
ᒥᑭᑦᑐᑦ ᐃᒡᓗᓕᕆᓂᐅᔪᑦ ᓱᕋᒃᓯᒪᔪᓕᕆᓂᖅᒧᑦᓘᓐᓃᑦ (MC)	2	1	-	-	-	-
ᐱᔨᑦᑎᕋᐅᑎᓂ ᐱᓕᕆᑎᑦᑎᓂᖅ (SC)	153	89	47	61	78	62
ᑲᑎᖕᓗᑎᒃ	172	100%	77	100%	126	100%

ᖁᓛᓂ ᑎᑎᖅᑐᒐᖅᑎᒍᑦ ᐊᒻᒪᓗ ᐊᕐᕌᒍᓂᒃ 13-ᓂ ᐅᓂᒃᑳᐅᓯᐅᔪᓂᒃ ᐅᕙᓂ ᐅᓂᒃᑳᒥᒃ, ᐊᑕᐅᓯᑐᐊᖅᑭᒃ ᐱᑖᖅᑕᐅᕙᒃᑐᓂᒃ ᐱᓕᕆᑎᑦᑎᓂᖅ ᑕᒪᐅᓈᖅᑐᓂᒃ ᒪᑯᓄᖓᐅᓂᖅᓴᐅᓯᒪᔪᖅ ᐱᔨᑦᑎᕋᐅᑎᓂᒃ ᐱᓕᕆᑎᑦᑎᓂᖅᒧᑦ.

4. ᐊᖏᖅᑲᑎᒌᖕᓂᒃᑯᑦ ᐱᓕᕆᑦᑎᓂᖅ ᓇᖕᒥᓂᕆᔭᐅᔪᓂᒃ ᓄᓇᓕᖕᓂ

ᐊᑖᓂ ᑎᑎᖅᑐᒐᖅ *“ᓄᓇᕗᑦ ᒐᕙᒪᒃᑯ ᐱᓕᕆᑦᑎᓂᖅᒧᑦ ᑐᓂᖅᑲᑦᑕᖅᓯᒪᔭᖏᑦ ᓄᓇᓕᖕᓂ ᓇᖕᒥᓂᕆᔭᐅᔪᓄᑦ – ᐊᑭᖏᑦᑎᒍᑦ – ᐱᓕᕆᑦᑎᓂᐅᔪᓄᑦ > $25,000 ᒪᐅᖕᒐ <= $100,000 – ᐃᓚᐅᙱᓗᑎᒃ ᐱᖅᑯᑎᑖᕈᑎ”* ᓴᖅᑭᑎᑦᑎᓯᒪᔪᖅ ᑐᓂᓯᖅᑲᑦᑕᖅᓂᖅᒥᒃ ᓄᓇᓕᖕᓂ ᓇᖕᒥᓂᕆᔭᐅᔪᓄᑦ, ᐊᑭᖏᑦᑎᒍᑦ ᐅᖓᑖᓃᑦᑐᓂᒃ $25,000 ᐊᒻᒪ ᑐᖓᓃᑦᑐᓂᒃ ᓇᓚᒧᒃᓯᐅᑎᒧᓂᒃᑑᓐᓃᑦ $100,000 ᐃᓚᐅᙱᓗᑎᒃ ᐱᖅᑯᑎᑖᕈᑎᑦ.

ᓄᓇᕗᑦ ᒐᕙᒪᖓ
ᐱᓕᕆᑦᑎᓂᐅᔪᑦ ᑐᓂᔭᐅᔪᑦ ᓄᓇᓕᖕᓂ ᓇᖕᒥᓂᕆᔭᐅᔪᓄᑦ – ᒪᓕᒃᓗᑎᒃ ᐊᑭᖏᑦᑎᒍᑦ
ᐱᓕᕆᑦᑎᓂᐅᔪᓄᑦ > $25,000 ᒪᐅᖕᒐ <= $100,000
ᐱᖅᑯᑎᑖᕈᑎᑦ ᐃᓚᐅᙱᓗᑎᒃ
2018/19

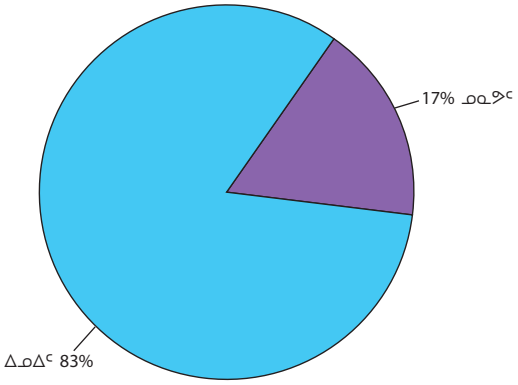

ᐱᓕᕆᑦᑎᓂᐅᔪᑦ ᑐᓂᔭᐅᔪᑦ ᓄᓇᓕᖕᓂ ᓇᖕᒥᓂᕆᔭᐅᔪᓄᑦ – ᐊᑭᖏᑦᑎᒍᑦ ᐱᓕᕆᑦᑎᓂᐅᔪᓄᑦ >$25,000 ᒪᐅᖕᒐ <=$100,000 – ᐱᖅᑯᑎᑖᕈᑎᑦ ᐃᓚᐅᙱᓗᑎᒃ (ᑕᐅᓴᖏᓐᓂᒃ)

ᖃᓄᐃᑦᑑᓂᖕᒐ	2018/19		2017/18		2016/17	
ᐃᓄᐃᑦ	$4,230	83%	$3,655	85%	$4,841	87%
ᓄᓇᕗᑦ	860	17	645	15	720	13
ᑲᑎᙱᑎᒃ	$5,090	100%	4,300	100%	$5,561	100%

ᐅᓇ ᓇᓗᓇᐃᖅᓯᒪᔪᖅ ᐊᑭᖏᓐᓂᒃ ᐱᓕᕆᑦᑎᓂᐅᔪᓂᒃ >$25,000 ᒪᐅᖕᒐ <=$100,000 ᑮᓇᐅᔭᓪᓚᕆᒃᑎᒍᑦ, ᐃᓚᐅᙱᓗᑎᒃ ᓂᐅᕕᕈᓐᓇᐅᑏᑦ, ᑐᓂᔭᐅᓂᑯᑦ ᐃᓄᐃᑦ ᐊᒻᒪ ᓄᓇᕗᑦ ᓇᖕᒥᓂᖏᓐᓄᑦ ᓄᓇᓕᖕᓃᑦᑐᓂᒃ ᐱᓕᕆᕝᕕᐅᔭᕆᐊᓕᖕᓂᒃ.

ᖃᐅᔨᒪᒋᑦᑎ: ᐊᓯᖏᑦ ᓇᖕᒥᓂᖏᑦ ᑐᓂᔭᐅᔪᓐᓇᖕᒋᑦᑐᑦ “ᓄᓇᓕᖕᓄᑦ” ᑐᕌᖓᑎᑕᐅᔪᓂᒃ, ᑕᕝᕙᓂ ᓄᓇᓕᖕᓂ ᓇᓗᓇᐃᖅᑕᐅᓯᒪᔪᒥᒃᑲᓗᐊᕈᑎᒃ.

2018/19-ᒥᑦ, ᐅᑯᓇᖕᒐᑦ $38,121,000 ᐱᓕᕆᑦᑎᓂᐅᔪᓂᒃ ᒫᓃᑦᑐᓂᒃ >$25,000 ᒪᐅᖕᒐ <$100,000 ᑮᓇᐅᔭᑎᒍᑦ, ᐃᓚᐅᙱᓗᑎᒃ ᐱᖅᑯᑎᑖᕈᒪᒍᑎᑦ, ᑲᑎᙱᑎᒃ $5,090,000 ᑐᓂᔭᐅᓚᐅᖅᑐᑦ ᓄᓇᓕᖕᓂᑦ ᐃᓄᐃᑦ ᐊᒻᒪ ᓄᓇᕗᑦ ᓇᖕᒥᓂᖏᓐᓄᑦ. ᐅᑯᓇᖕᒐᑦ $5,090,000 ᐊᑭᖏᑦᑎᒍᑦ, $4,230,000 ᑐᓂᔭᐅᓚᐅᖅᑐᑦ ᓄᓇᓕᖕᓂ ᐃᓄᐃᑦ ᓇᖕᒥᓂᖏᓐᓄᑦ (83%) ᐊᒻᒪ $860,000 (17%) ᑐᓂᔭᐅᓪᓗᑎᒃ ᓄᓇᓕᖕᓂ ᓄᓇᕗᑦ ᓇᖕᒥᓂᖏᓐᓄᑦ.

2017/18-ᒥᑦ, ᐅᑯᓇᖕᒐᑦ $37,770,000 ᐱᓕᕆᑦᑎᓂᐅᔪᓂᒃ ᒫᓃᑦᑐᓂᒃ >$25,000 ᒪᐅᖕᒐ <=$100,000 ᑮᓇᐅᔭᑎᒍᑦ, ᐃᓚᐅᙱᓗᑎᒃ ᐱᖅᑯᑎᑖᕈᒪᒍᑎᑦ, ᑲᑎᙱᑎᒃ $4,300,000 ᑐᓂᔭᐅᓚᐅᖅᑐᑦ ᓄᓇᓕᖕᓂᑦ ᐃᓄᐃᑦ ᐊᒻᒪ ᓄᓇᕗᑦ ᓇᖕᒥᓂᖏᓐᓄᑦ. ᐅᑯᓇᖕᒐᑦ $4,300,000 ᐊᑭᖏᑦᑎᒍᑦ, $3,655,000 ᑐᓂᔭᐅᓚᐅᖅᑐᑦ ᓄᓇᓕᖕᓂ ᐃᓄᐃᑦ ᓇᖕᒥᓂᖏᓐᓄᑦ (85%) ᐊᒻᒪ $645,000 ᑐᓂᔭᐅᓪᓗᑎᒃ ᓄᓇᓕᖕᓂ ᓄᓇᕗᑦ ᓇᖕᒥᓂᖏᓐᓄᑦ (15%).

2016/17-ᒥᑦ, ᐅᑯᓇᖕᒐᑦ $32,836,000 ᐱᓕᕆᑦᑎᓂᐅᔪᓂᒃ ᒫᓃᑦᑐᓂᒃ >$25,000 ᒪᐅᖕᒐ <=$100,000 ᑮᓇᐅᔭᑎᒍᑦ, ᐃᓚᐅᙱᓗᑎᒃ ᐱᖅᑯᑎᑖᕈᒪᒍᑎᑦ, ᑲᑐᙱᑎᒃ $5,561,000 ᑐᓂᔭᐅᓚᐅᖅᑐᑦ ᓄᓇᓕᖕᓂᑦ ᐃᓄᐃᑦ ᐊᒻᒪ ᓄᓇᕗᑦ ᓇᖕᒥᓂᖏᓐᓄᑦ. ᐅᑯᓇᖕᒐᑦ $5,561,000 ᐊᑭᖏᑦᑎᒍᑦ, $4,841,000 ᑐᓂᔭᐅᓚᐅᖅᑐᑦ ᓄᓇᓕᖕᓂ ᐃᓄᐃᑦ ᓇᖕᒥᓂᖏᓐᓄᑦ (87%) ᐊᒻᒪ $720,000 ᑐᓂᔭᐅᓪᓗᑎᒃ ᓄᓇᓕᖕᓂ ᓄᓇᕗᑦ ᓇᖕᒥᓂᖏᓐᓄᑦ (13%).

ᑖᒃᑯᓇᖕᒐᑦ ᐱᖓᓱᓂᒃ (3) ᐊᕐᕌᒍᓂ ᐱᓕᕆᓂᐅᔪᓂᒃ, ᑕᑯᔪᓐᓇᖅᑐᒍᑦ ᓄᓇᓕᖕᓂ ᐃᓄᐃᑦ ᓇᖕᒥᓂᖏᑦ ᑐᓂᔭᐅᓂᖅᓴᐅᓯᒪᔪᑦ ᓄᓇᓕᖕᓄᑦ ᑐᓂᔭᐅᔪᓂᒃ ᐱᓕᕆᑦᑎᓂᐅᔪᓂᒃ ᐅᑯᓂᖕᒐᐅᓂᖅᓴᖅᓕᒥ ᓄᓇᕗᑦ ᓇᖕᒥᓂᖏᓐᓂᒃ. ᑕᐃᒪᓕ ᖃᐅᔨᒪᒋᑦᑎ ᐃᓄᐃᑦ ᓇᖕᒥᓂᖏᑦ ᓇᓗᓇᐃᖅᑕᐅᓯᒪᔪᑦ ᐅᑦᑑᓇ ᓄᓇᕗᒥᑦ ᓇᖕᒥᓂᖅᑲᖅᑐᓂ ᐃᑲᔫᑎ ᐱᖁᔭᓂ ᐊᖏᖅᑕᐅᓯᒪᓂᖏᓐᓄᑦ ᓄᓇᕗᒥᑦ ᓇᖕᒥᓂᕆᔭᐅᓂᖏᓐᓂᒃ ᐊᔪᖏᑦᑐᑦ 25% ᐊᑭᑦᑐᕋᐳᑎᒍᑎᖏᑦ ᐋᕿᒋᐊᖅᑕᐅᔪᓐᓇᖅᓗᑎᒃ ᐅᑦᑑᓇ ᓄᓇᕗᒥᑦ ᓇᖕᒥᓂᖅᑲᖅᑐᓂ ᐃᑲᔫᑎ ᐱᖁᔭᑎᒍᑦ ᐃᒪᓐᓇᐅᖏᑦᑐᕐᓕ 20%.

ᖃᐅᔨᒪᒋᑦᑎ: ᐊᐋᒻᒪᓚᐅᔪᑦ, ᐃᒡᓗᓕᕆᔨᐅᔪᑦ, ᓄᓇᕗᑦ ᓯᓚᑦᑐᖅᓴᕐᕕᒃ ᐊᒻᒪ ᐃᓄᐃᑦ ᑲᑐᔾᔨᖅᑲᑎᒌᖏᑦ ᐅᑦᑑᓇ ᓄᓇᕗᒥᑦ ᓇᖕᒥᓂᖅᑲᖅᑐᓂ ᐃᑲᔫᑎ ᐃᖁᔭᑎᒍᑦ ᓱᖅᑲᐃᒻᒪ ᓇᖕᒥᓂᕆᔭᐅᖓᑕ ᐊᑎᓕᐅᖅᓯᒪᖏᓐᓂᒃ ᓄᓇᕗᑦ ᑐᖓᕕᒃᑯᑎᒍᑦ ᐃᒪᓐᓇ ᐃᓄᐃᑦ ᓇᖕᒥᓂᖏᑦᑎᒍᑦ, ᐅᕝᕙᓗᓐᓂᑦ ᓄᓇᕗᑦ ᒐᕙᒪᒃᑯᑎᒍᑦ ᐃᒪᓐᓇ ᓄᓇᕗᑦ ᓇᖕᒥᓂᖏᑦᑎᒍᑦ.

ᓄᓇᕗᒻᒥ ᓇᖕᒥᓂᖅᑐᓂ ᐃᑲᔫᑎ ᐊᑐᓕᖅᑎᑦᑎᓂᖅᒧᑦ ᒪᓕᒐᖅ ᐊᒻᒪ ᐱᖁᔭᖏᑦ ᐊᑐᓕᖅᑎᑕᐅᓚᐅᖅᓯᒪᔪᑦ ᐃᐳᕈᑦ 01, 2017-ᒥᑦ. ᐅᓇ ᓄᑖᖅ ᓄᓇᕗᒻᒥ ᓇᖕᒥᓂᖅᑐᓂ ᐃᑲᔫᑎ ᐱᖁᔭᖅ ᖕᒋᓕᒋᐊᖅᑎᑦᑎᓯᒪᔪᖅ ᑲᑎᖕᓗᑎᒃ ᐊᑭᑦᑐᕋᐅᑎᓂᖅᒧᑦ ᐋᖅᑭᒋᐊᕈᑎᐅᓇᔭᖅᑐᓂᒃ ᐅᕙᖕᒐᑦ 21% ᒪᐅᖕᒐ 25%. ᐅᓇ ᐃᓚᖅᑲᖅᑐᖅ ᐊᖏᒐᓕᒋᐊᖅᓂᖅᒥᒃ ᒫᖕᒐᑦ 7% ᒪᐅᖕᒐ 15% ᒪᑯᓄᖕᒐ 100% ᐃᓄᐃᑦ ᓇᖕᒥᓂᖏᓐᓄᑦ.

ᐱᓕᕆᑎᑦᑎᓂᐅᔪᑦ >$25,000 <=$100,000, ᓄᓇᓕᖕᓂ, ᐊᖏᓂᖏᑦᑎᒍᑦ

ᐊᑖᓂ ᑎᑎᖅᑐᒐᖅ *“ᓄᓇᕗᑦ ᒐᕙᒪᒃᑯ ᐱᓕᕆᑎᑦᑎᓂᖅᒧᑦ ᑐᓂᖅᑲᑦᑕᖅᓯᒪᔭᖏᑦ ᓄᓇᓕᖕᓂ ᓇᖕᒥᓂᕆᔭᐅᓄᑦ – ᐊᖏᓂᖏᑦᑎᒍᑦ – ᐱᓕᕆᑎᑦᑎᓂᐅᔪᓄᑦ > $25,000 ᒪᐅᖕᒐ <= $100,000 – ᐃᓚᐅᙱᖕᒑᑎᒃ ᐱᖁᑎᑖᕈᑎᑦ”* ᓴᖅᑭᑎᑦᑎᓯᒪᔪᖅ ᑐᓂᓯᖅᑲᑦᑕᖅᓂᖅᒥᒃ ᓄᓇᓕᖕᓂ ᓇᖕᒥᓂᕆᔭᐅᔪᓄᑦ, ᐊᑭᖏᑦᑎᒍᑦ ᐅᖕᒐᑖᓐᓂᑦᑐᓄᑦ $25,000 ᐊᒻᒪ ᑐᖕᒐᓐᓂᑦᑐᓄᑦ ᓇᓕᒧᒃᓯᐅᑎᔪᓄᑦᓘᓐᓂᑦ $100,000 ᐃᓚᐅᙱᖕᒑᑎᒃ ᐱᖁᑎᑖᕈᑎᑦ.

ᓄᓇᕗᑦ ᒐᕙᒪᖕᒐ
ᐱᓕᕆᑎᑦᑎᓂᐅᔪᑦ ᑐᓂᐅᔭᐅᔪᑦ ᓄᓇᓕᖕᓂ ᓇᖕᒥᓂᕆᔭᐅᔪᓄᑦ – ᐊᖏᓂᖏᑦᑎᒍᑦ
ᐱᓕᕆᑎᑦᑎᓂᐅᔪᓄᑦ > $25,000 ᒪᐅᖕᒐ <= $100,000
ᐱᖁᑎᑖᕈᑎᑦ ᐃᓚᐅᙱᖕᒑᑎᒃ
2018/19

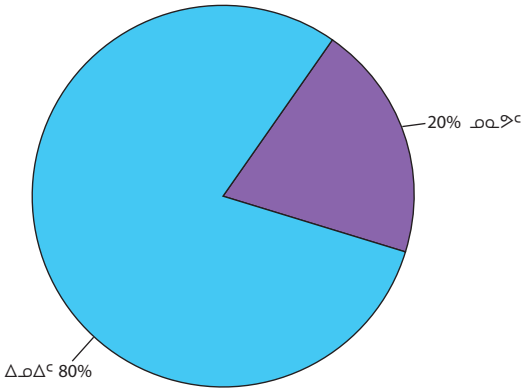

ᐱᓕᕆᑎᑦᑎᓂᐅᔪᓄᑦ ᑐᓂᔭᐅᔪᑦ ᓄᓇᓕᖕᓂ ᓇᖕᒥᓂᕆᔭᐅᔪᓄᑦ – ᐊᖏᓂᖏᑦᑎᒍᑦ ᐱᓕᕆᑎᑦᑎᓂᐅᔪᓄᑦ – >$25,000 ᒪᐅᖕᒐ <=$100,000 – ᐃᓚᐅᙱᖕᒑᑎᒃ ᐱᖁᑎᑦ

ᖃᓄᐃᑦᑑᓂᖕᒐ	2018/19		2017/18		2016/17	
ᐃᓄᐃᑦ	80	80%	79	86%	86	88%
ᓄᓇᕗᑦ	20	20	13	14	12	12
ᑲᑎᖕᓗᑎᒃ	100	100%	92	100%	98	100%

ᐅᓄᑦᓂᑦᓴᐃᑦ ᓵᓚᒃᓴᖅᓯᒪᔪᑦ ᐱᓕᕆᑎᑦᑎᔾᔪᑎᓂᒃ ᓇᓗᓇᐃᔭᓯᒪᔪᑦ ᐃᓄᐃᑦ ᓇᖕᒥᓂᖏᓐᓂᒃ ᓄᓇᕗᑦ ᓇᖕᒥᓂᕆᖕᒥᖕᒪᔾᔪᒃ, ᑭᓯᐊᓂᓕ ᐱᓕᕆᑎᑦᑎᓂᕐᒥ ᓵᓚᒃᓴᖅᓯᒪᔪᑦ ᐅᖃᔭᓯᒪᑎᓪᓗᒋᑦ ᓄᓇᕗᑦ ᓇᖕᒥᓂᖏᓐᓅᖕᒐᓪᓗᑎᒃ ᓇᓕᐊᒃ ᐃᓄᐃᑦ ᓇᖕᒥᓂᕆᖏᖕᒐ.

2018/19-ᒥᑦ, ᐅᑯᓇᖕᒐᑦ 676 ᐱᓕᕆᑎᑦᑎᓂᐅᔪᓂᒃ ᐃᓚᐅᙱᖕᒑᑎᒃ ᐱᖁᑎᑖᕈᒪᒍᑎ ᑕᒪᐅᓇ ᐊᑭᖃᖅᑐᓂᒃ, 100 ᑐᓂᔭᐅᓚᐅᔭᑐᑦ ᓄᓇᓕᖕᓂᑦ ᐃᓄᐃᑦ ᐊᒻᒪ ᓄᓇᕗᑦ ᓇᖕᒥᓂᖏᓐᓅᑦ (15%). ᐅᑯᓇᖕᒐᑦ (100) ᐱᓕᕆᑎᑦᑎᓂᐅᔪᓂᒃ 80 ᑐᓂᔭᐅᓚᐅᔭᑐᑦ ᓄᓇᓕᖕᓂ ᐃᓄᐃᑦ ᓇᖕᒥᓂᖏᓐᓅᑦ 80% ᐊᒻᒪ 20 ᑐᓂᔭᐅᓪᓗᑎᒃ ᓄᓇᕗᑦ ᓇᖕᒥᓂᖏᓐᓅᑦ 20%.

2017/18-ᒥᑦ, ᐅᑯᓇᖕᒐᑦ 697 ᐱᓕᕆᑎᑦᑎᓂᐅᔪᓂᒃ ᐃᓚᐅᙱᖕᒑᑎᒃ ᐱᖁᑎᑖᕈᒪᒍᑎᑦ ᑕᒪᐅᓇ ᐊᑭᖃᖅᑐᓂᒃ, 92 ᑐᓂᔭᐅᓚᐅᔭᑐᑦ ᓄᓇᓕᖕᓂᑦ ᐃᓄᐃᑦ ᐊᒻᒪ ᓄᓇᕗᑦ ᓇᖕᒥᓂᖏᓐᓅᑦ (13%). ᐅᑯᓇᖕᒐᑦ 92 ᐱᓕᕆᑎᑦᑎᓂᐅᔪᓂᒃ, 79 ᑐᓂᔭᐅᓚᐅᔭᑐᑦ ᓄᓇᓕᖕᓂ ᐃᓄᐃᑦ ᓇᖕᒥᓂᖏᓐᓅᑦ (86%) ᐊᒻᒪ 13 ᑐᓂᔭᐅᓪᓗᑎᒃ ᓄᓇᓕᖕᓂ ᓇᖕᒥᓂᕆᔭᐅᔪᓄᑦ (14%).

2016/17-ᒥᑦ, ᐅᑯᓇᖕᒐᑦ 561 ᐱᓕᕆᑎᑦᑎᓂᐅᔪᓂᒃ ᐃᓚᐅᙱᖕᒑᑎᒃ ᐱᖁᑎᑖᕈᒪᒍᑎᑦ ᑕᒪᐅᓇ ᐊᑭᖃᖅᑐᓂᒃ, 98 ᑐᓂᔭᐅᓚᐅᔭᑐᑦ ᓄᓇᓕᖕᓂᑦ ᐃᓄᐃᑦ ᐊᒻᒪ ᓄᓇᕗᑦ ᓇᖕᒥᓂᖏᓐᓅᑦ (17%). ᐅᑯᓇᖕᒐᒃ 98 ᐱᓕᕆᑎᑦᑎᓂᐅᔪᓂᒃ, 86 ᐅᕝᕙᓘᓐᓃᑦ 88% ᑐᓂᔭᐅᓚᐅᒃᑐᑦ ᐃᓄᐃᑦ ᓇᖕᒥᓂᖏᓐᓅᑦ ᐊᒻᒪ 12 ᐅᕝᕙᓘᓐᓃᑦ 12% ᑐᓂᔭᐅᓚᐅᔭᑐᑦ ᓄᓇᕗᑦ ᓇᖕᒥᓂᖏᓐᓅᑦ.

ᐱᓕᕆᑎᑦᑎᓂᐅᔪᑦ >$100,000, ᓄᓇᓕᖕᓂ, ᐊᑭᖏᑦᑎᒍᑦ

ᐊᑖᓂ ᑎᑎᖅᑐᒐᖅ *"ᓄᓇᕗᑦ ᒐᕙᒪᒃᑯ ᐱᓕᕆᑎᑦᑎᓂᕐᒧᑦ ᑐᓂᖃᑦᑕᕐᓯᒪᔭᖏᑦ ᓄᓇᓕᑉᓂ ᓇᖏᓂᕆᔭᐅᔪᓄᑦ – ᐊᑭᖏᑦᑎᒍᑦ – ᐱᓕᕆᑎᑦᑎᓂᐅᔪᓄᑦ > $100,000 – ᐃᓚᐅᙱᓗᑎᒃ ᐱᕐᑯᑎᑖᕈᑎᑦ"* ᓇᐃᓈᕐᓯᒪᔪᒃᑯᑦ ᓴᕿᑎᑦᑎᓯᒪᔪᖅ ᑐᓂᓯᖃᑦᑕᕐᓂᕐᒥᒃ ᓄᓇᓕᖕᓂ ᓇᖏᓂᕆᔭᐅᔪᓄᑦ, ᐊᑭᖏᑦᑎᒍᑦ ᐅᖓᑖᓃᑦᑐᓂᒃ $100,000 ᐃᓚᐅᙱᓗᑎᒃ ᐱᕐᑯᑎᑖᕈᑎᑦ.

ᓄᓇᕗᑦ ᒐᕙᒪᖓ
ᐱᓕᕆᑎᑦᑎᓂᐅᔪᑦ ᓄᓇᓕᖕᓂ ᓇᖏᓂᕆᔭᐅᔪᓄᑦ – ᐊᑭᖏᑦᑎᒍᑦ
ᐱᓕᕆᑎᑦᑎᓂᐅᔪᓄᑦ >$100,000
ᐃᓚᐅᙱᓗᑎᒃ ᐱᕐᑯᑎᑦ
2018/19

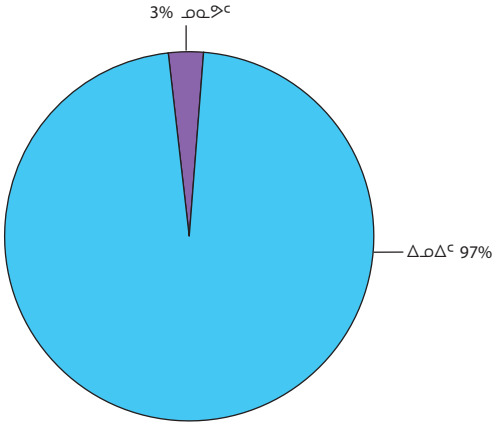

ᐱᓕᕆᑎᑦᑎᓂᐅᔪᑦ ᑐᓂᔭᐅᔪᑦ ᓄᓇᓕᖕᓂ ᓇᖏᓂᕆᔭᐅᔪᓄᑦ – ᐊᑭᖏᑦᑎᒍᑦ ᐱᓕᕆᑎᑦᑎᓂᐅᔪᓄᑦ >$100,000 – ᐃᓚᐅᙱᓗᑎᒃ ᐱᕐᑯᑎᑦ (ᑕᐅᔭᖏᓐᓂᒃ)

ᖃᓄᐃᑦᑑᓂᖓ	2018/19		2017/18		2016/17	
ᐃᓄᐃᑦ	$157,883	97%	$40,280	97%	$27,959	83%
ᓄᓇᕗᑦ	4,053	3	1,406	3	5,786	17
ᑲᑎᙱᑎᒃ	$161,936	100%	$41,686	100%	$33,745	100%

ᐅᓇ ᐃᓚᖓ ᖃᐅᔨᓴᕐᓯᒪᔪᑦ ᐊᑭᖏᑦᑎᒍᑦ ᐱᓕᕆᑎᑦᑎᓂᐅᔪᓂᒃ ᖁᑖᓃᑦᑐᓂᒃ >$100,000 ᑮᓇᐅᔭᑎᒍᑦ, ᐃᓚᐅᙱᓗᑎᒃ ᐱᕐᑯᑎᑖᕈᒪᒍᑎᑦ, ᑐᓂᔭᐅᓂᑯᑦ ᓄᓇᓕᖕᓂᑦ ᐃᓄᐃᑦ ᐊᒻᒪ ᓄᓇᕗᑦ ᓇᖏᓂᕆᓐᓄᑦ.

2018/19-ᒥᑦ, ᐅᑯᓇᙱᑦ $461,139,000 ᐱᓕᕆᑎᑦᑎᓂᐅᔪᓂᒃ ᐅᖓᑖᓃᑦᑐᓂᒃ $161,936,000 ᑐᓂᔭᐅᓚᐅᕐᑐᑦ ᓄᓇᓕᖕᓂ ᐃᓄᐃᑦ ᐅᕝᕙᓘᓐᓃᑦ ᓄᓇᕗᑦ ᓇᖏᓂᕆᓐᓄᑦ 35%. ᐅᑯᓇᙱᒃ $161,936,000, 97% ᐅᕝᕙᓘᓐᓃᑦ $157,883,000 ᑐᓂᔭᐅᓚᐅᕐᑐᑦ ᓄᓇᓕᖕᓂ ᐃᓄᐃᑦ ᐅᕝᕙᓘᓐᓃᑦ ᓄᓇᕗᑦ ᓇᖏᓂᕆᓐᓄᑦ, ᐊᒻᒪ 3% ᐅᕝᕙᓘᓐᓃᑦ $4,053,000 ᑐᓂᔭᐅᓚᐅᕐᑐᑦ ᓄᓇᓕᖕᓂ ᓄᓇᕗᑦ ᓇᖏᓂᕆᓐᓄᑦ.

2017/18-ᒥᑦ, ᐅᑯᓇᙱᑦ $454,139 (ᖃᓂᓛᒧᑦ ᑕᐅᔭᖏᓐᓄᐊᕐᓯᒪᔪᑦ) ᐱᓕᕆᑎᑦᑎᓂᐅᔪᓂᒃ ᖁᑖᓃᑦᑐᓂᒃ >$100,000 ᑮᓇᐅᔭᑎᒍᑦ, ᐃᓚᐅᙱᓗᑎᒃ ᐱᕐᑯᑎᑖᕈᒪᒍᑎᑦ, $41,686,000 (ᖃᓂᓛᒧᑦ ᑕᐅᔭᖏᓐᓄᐊᕐᓯᒪᔪᑦ) ᑐᓂᔭᐅᓚᐅᕐᑐᑦ ᓄᓇᓕᖕᓂᑦ ᐃᓄᐃᑦ ᐊᒻᒪ ᓄᓇᕗᑦ ᓇᖏᓂᕆᓐᓄᑦ (9%). ᐅᑯᓇᙱᑦ$41,686,000-ᓂ, $40,280,000 ᑐᓂᔭᐅᓚᐅᕐᑐᑦ ᐃᓄᐃᑦ ᓇᖏᓂᕆᓐᓄᑦ (97%), ᐊᒻᒪ $1,406,000 ᑐᓂᔭᐅᓚᐅᕐᑐᑦ ᓄᓇᓕᖕᓂ ᓄᓇᕗᑦ ᓇᖏᓂᕆᓐᓄᑦ (3%).

2016/17-ᒥᑦ, ᐅᑯᓇᙱᑦ $293,032,000 ᐱᓕᕆᑎᑦᑎᓂᐅᔪᒃ ᖁᑖᓃᑦᑐᓂᒃ >$100,000 ᑮᓇᐅᔭᑎᒍᑦ, ᐃᓚᐅᙱᓗᑎᒃ ᐱᕐᑯᑎᑖᕈᒪᒍᑎᑦ, $33,745,000 ᐅᕝᕙᓘᓐᓃᑦ 12% ᑐᓂᔭᐅᓚᐅᕐᑐᑦ ᓄᓇᓕᖕᓂᑦ ᐃᓄᐃᑦ ᐊᒻᒪ ᓄᓇᕗᑦ ᓇᖏᓂᕆᓐᓄᑦ. ᑕᕝᕙᖕᒐᑦ ᑎᓯᒪᔪᓂᒃ 83% ᐅᕝᕙᓘᓐᓃᑦ $27,959,000 ᑐᓂᔭᐅᓚᐅᕐᑐᑦ ᐃᓄᐃᑦ ᓇᖏᓂᕆᓐᓄᑦ ᐊᒻᒪ 17% ᐅᕝᕙᓘᓐᓃᑦ $5,786,000 ᑐᓂᔭᐅᓪᓗᑎᒃ ᓄᓇᕗᑦ ᓇᖏᓂᕆᓐᓄᑦ.

ᐊᕐᕌᒍᓂ ᖁᓕᓂᒃ (10) ᕿᒥᕐᕈᐊᕐᓂᒃᑯᑦ ᓴᕿᔭᖅᑐᑦ ᐃᓄᐃᑦ ᓇᖏᓂᕆᑦ ᑐᓂᔭᐅᓂᕐᓴᐅᕐᓂᕆᓇᖅᑐᑦ (ᐊᖏᓂᕆᑦᑎᒍᑦ) ᐊᒻᒪ ᖁᑦᑎᖕᓂᕐᓴᓂᒃ ᑮᓇᐅᔭᑎᒍᑦ ᐊᑭᖏᓐᓂᒃ, ᑕᒪᐅᓇ ᑮᓇᐅᔭᑎᒎᖓᓂᒃᑯᑦ ᐅᑯᓇᙱᑦᓕᓕ ᓄᓇᕗᑦ ᓇᖏᓂᕆᓐᓂᒃ, ᑭᓯᐊᓂᓕ, ᓇᖏᓂᕆᔭᐅᔪᑦ ᐃᓄᐃᑦ ᐊᒻᒪ ᓄᓇᕗᑦ ᓇᖏᓂᕆᑦ ᐃᓚᐅᑎᑕᐅᖓᒪᑕ ᐃᓄᐃᑦ ᓇᖏᓂᕆᓐᓂᒃ.

ᐱᓕᕆᑎᑦᑎᓂᐅᔪᑦ > $100,000, ᓄᓇᓕᖕᓂ, ᐊᖏᓂᖏᑦᑎᒍᑦ

***ᐊᑖᓂ ᑎᑎᖅᑐᒐᖅ "ᓄᓇᕗᑦ ᒐᕙᒪᒃᑯ ᐱᓕᕆᑎᑦᑎᓂᖅᒍᑦ ᑐᓂᖃᑦᑕᖅᓯᒪᔭᖏᑦ ᓄᓇᓕᖕᓂ ᓇᖕᒥᓂᕆᔭᐅᔪᓄᑦ - ᐊᑭᖏᑦᑎᒍᑦ - ᐱᓕᕆᑎᑦᑎᓂᐅᔪᓄᑦ > $100,000 - ᐃᓚᐅᙱᓐᓂᑎᒃ ᐱᖁᑎᑖᕈᑎᑦ"*
ᓴᖅᑭᑎᑦᑎᓯᒪᔪᖅ ᑐᓂᓯᖅᑲᑦᑕᖅᓂᖅᒥᒃ ᓄᓇᓕᖕᓂ ᓇᖕᒥᓂᕆᔭᐅᔪᓄᑦ, ᐊᑭᖏᑦᑎᒍᑦ ᐅᖓᑖᓃᑦᑐᓂᒃ $100,000 ᐃᓚᐅᙱᓐᓂᑎᒃ ᐱᖁᑎᑖᕈᑎᑦ.

ᓄᓇᕗᑦ ᒐᕙᒪᖓ
ᐱᓕᕆᑎᑦᑎᓂᐅᔪᑦ ᓄᓇᓕᖕᓂ ᓇᖕᒥᓂᖅᑲᖅᑐᓂᒃ - ᐊᖏᓂᖏᑦᑎᒍᑦ
ᐱᓕᕆᑎᑦᑎᓂᐅᔪᓄᑦ > $100,000
ᐃᓚᐅᙱᓐᓂᑎᒃ ᐱᖁᑎᑦ
2018/19

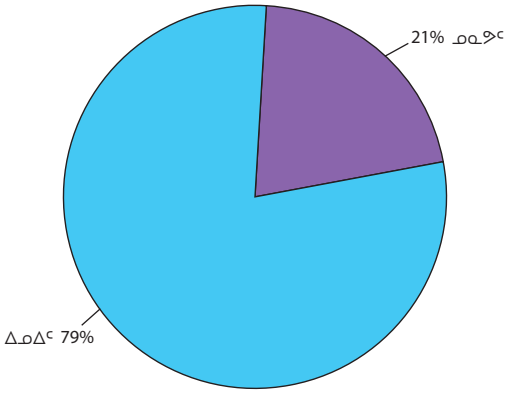

ᐱᓕᕆᑎᑦᑎᓂᐅᔪᑦ ᓄᓇᓕᖕᓂ ᓇᖕᒥᓂᖅᑲᖅᑐᓂᒃ - ᐊᖏᓂᖏᑦᑎᒍᑦ ᐱᓕᕆᑎᑦᑎᓂᐅᔪᓄᑦ >$100,000 - ᐃᓚᐅᙱᓐᓂᑎᒃ ᐱᖁᑎᑦ

ᖃᓄᐃᑦᑑᓂᖓ	2017/18		2016/17		2015/16	
ᐃᓄᐃᑦ	37	79%	41	89%	52	74%
ᓄᓇᕗᑦ	10	21	5	11	18	26
ᑲᑎᙱᑎᒃ	47	100%	46	100%	70	100%

2018/19-ᒥᑦ, ᐅᑯᓇᙱᑦ 576 ᑐᓂᔭᐅᔪᓂᒃ ᐱᓕᕆᑎᑦᑎᓂᐅᔪᓂᒃ ᒫᓃᑦᑐᓂᒃ >$100,000 ᑮᓇᐅᔭᑎᒍᑦ, ᐃᓚᐅᙱᓐᓂᑎᒃ ᐱᖁᑎᑖᕈᒪᒍᑎᑦ, 47 ᐅᕝᕙᓘᓐᓃᑦ 8%, ᑐᓂᔭᐅᓚᐅᕐᑐᑦ ᓄᓇᓕᖕᓂᑦ ᐃᓄᐃᑦ ᐊᒻᒪ ᓄᓇᕗᑦ ᓇᖕᒥᓂᖏᓐᓄᑦ. ᐅᑯᓇᙱᑦ 47 ᐱᓕᕆᑎᑦᑎᓂᐅᔪᓂᒃ, 37 ᐅᕝᕙᓘᓐᓃᑦ 79% ᑐᓂᔭᐅᓚᐅᕐᑐᑦ ᓄᓇᓕᖕᓂ ᐃᓄᐃᑦ ᓇᖕᒥᓂᖏᓐᓄᑦ ᐊᒻᒪ 10 ᐅᕝᕙᓘᓐᓃᑦ 21% ᑐᓂᔭᐅᓪᓗᑎᒃ ᓄᓇᓕᖕᓂ ᓄᓇᕗᑦ ᓇᖕᒥᓂᖏᓐᓄᑦ.

2017/18-ᒥᑦ, ᐅᑯᓇᙱᑦ 482 ᑐᓂᔭᐅᔪᓂᒃ ᐱᓕᕆᑎᑦᑎᓂᐅᔪᓂᒃ ᒫᓃᑦᑐᓂᒃ >$100,000 ᑮᓇᐅᔭᑎᒍᑦ, ᐃᓚᐅᙱᓐᓂᑎᒃ ᐱᖁᑎᑖᕈᒪᒍᑎᑦ, 46 ᑐᓂᔭᐅᓚᐅᕐᑐᑦ ᓄᓇᓕᖕᓂᑦ ᐃᓄᐃᑦ ᐊᒻᒪ ᓄᓇᕗᑦ ᓇᖕᒥᓂᖏᓐᓄᑦ (10%). ᑐᓂᔭᐅᓚᐅᕐᑐᑦ ᓄᓇᓕᖕᓂ ᐃᓄᐃᑦ ᐊᒻᒪ ᓄᓇᕗᑦ ᓇᖕᒥᓂᖏᓐᓄᑦ. ᐅᑯᓇᙱᑦ 46 ᐱᓕᕆᑎᑦᑎᓂᐅᔪᓂᒃ, 41 ᑐᓂᔭᐅᓚᐅᕐᑐᑦ ᓄᓇᓕᖕᓂ ᐃᓄᐃᑦ ᓇᖕᒥᓂᖏᓐᓄᑦ 89% ᐊᒻᒪ 5 ᑐᓂᔭᐅᓪᓗᑎᒃ ᓄᓇᓕᖕᓂ ᓄᓇᕗᑦ ᓇᖕᒥᓂᖏᓐᓄᑦ (11%).

2016/17-ᒥᑦ, ᐅᑯᓇᙱᑦ 523 ᑐᓂᔭᐅᔪᓂᒃ ᐱᓕᕆᑎᑦᑎᓂᐅᔪᓂᒃ ᒫᓃᑦᑐᓂᒃ >$100,000 ᑮᓇᐅᔭᑎᒍᑦ, ᐃᓚᐅᙱᓐᓂᑎᒃ ᐱᖁᑎᑖᕈᒪᒍᑎᑦ, 70 ᐅᕝᕙᓘᓐᓃᑦ 13% ᑐᓂᔭᐅᓚᐅᕐᑐᑦ ᐃᓄᐃᑦ ᐊᒻᒪ ᓄᓇᕗᑦ ᓇᖕᒥᓂᖏᓐᓄᑦ. ᐅᑯᓇᙱᑦᓕ 70 ᐱᓕᕆᑎᑦᑎᓂᐅᔪᓂᒃ, 52 ᐅᕝᕙᓘᓐᓃᑦ 74% ᑐᓂᔭᐅᓚᐅᕐᑐᑦ ᓄᓇᓕᖕᓂ ᐃᓄᐃᑦ ᓇᖕᒥᓂᖏᓐᓄᑦ ᐊᒻᒪ 18 ᐅᕝᕙᓘᓐᓃᑦ 26% ᑐᓂᔭᐅᓚᐅᕐᑐᑦ ᓄᓇᓕᖕᓂ ᓇᖕᒥᓂᕆᔭᐅᔪᓄᑦ.

5. ᐱᓇᓱᒍᑎᒋᔭᐅᓯᒪᔪᑦ

ᐊᑖᓂ ᑎᑎᖅᑐᒐᖅ “ᓄᓇᕗᑦ ᒐᕙᒪᒃᑯ ᐋᖅᑭᒃᓱᕐᓯᒪᓂᖏᑦ ᑐᓂᔭᐅᓂᑯᓂᒃ ᐃᓄᐃᑦ ᓇᒥᓂᖏᓐᓂᑦ ᐊᒻᒪ ᐃᓅᖕᒋᑦᑐᓂᒃ ᓇᖕᒥᓂᕆᔭᐅᔪᓂᒃ – ᐊᖏᓂᖏᑦᑎᒍᑦ – ᐃᓚᐅᖕᒋᓗᑎᒃ ᐱᕐᑯᑎᑖᕈᑎᑦ ᐊᒻᒪ ᐊᑕᐅᓯᕐᒥᒃ ᐱᑖᕐᕕᐅᕙᒃᑐᓂᒃ” ᓴᖅᑭᑦᑎᓯᒪᔪᖅ ᑐᓂᔭᐅᓂᑯᓂ ᐃᓄᐃᑦ ᓇᖕᒥᓂᖏᓐᓂᒃ ᐊᒻᒪ ᐃᓄᖕᒋᑦᑐᓂᒃ ᓇᖕᒥᓂᕆᔭᐅᔪᓂᒃ ᒪᓕᒃᓗᑎᒃ ᐊᖏᓂᖏᑦᑎᒍᑦ.

ᓄᓇᕗᑦ ᒐᕙᒪᖓ
ᑐᓂᓯᖃᑦᑕᕐᓂᖅ ᐱᓇᓱᒍᑎᒋᔭᐅᓯᒪᔪᓂᒃ ᐃᓄᐃᑦ ᓇᖕᒥᓂᖏᓐᓂᒃ ᐊᒻᒪ ᐃᓄᐃᑦ ᓇᖕᒥᓂᕆᖕᒋᑦᖏᓐᓂᒃ
ᐊᖏᓂᖏᑦᑎᒍᑦ ᐃᓚᐅᖕᒋᓗᑎᒃ ᐱᕐᑯᑎᑖᕈᑎᑦ ᐊᒻᒪ ᐊᑕᐅᓯᑐᐊᕐᒥᒃ ᐱᑖᕐᕕᐅᕙᒃᑐᑦ
2018/19

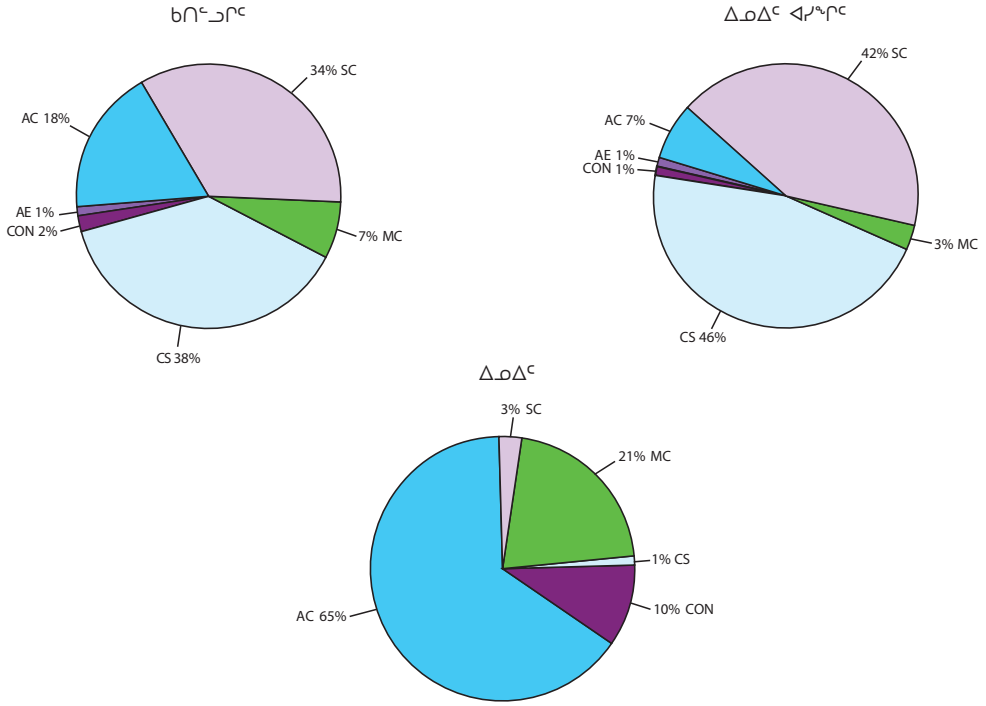

ᑐᓂᓯᖃᑦᑕᕐᓂᖅ ᐱᓇᓱᒍᑎᓂᒃ ᐱᔭᐅᔪᓂᒃ ᐅᑯᓇᖕᒐᑦ ᐃᓄᐃᑦ ᓇᖕᒥᓂᖏᓐᓂᒃ ᐊᒻᒪ ᓇᖕᒥᓂᕆᖕᒋᑦᖏᓐᓂᒃ ᐊᖏᓂᖏᑦᑎᒍᑦ – ᐃᓚᐅᖕᒋᓗᑎᒃ ᐱᕈᑎᑖᕈᑎᑦ ᐊᒻᒪ ᐊᑕᐅᓯᑐᐊᕐᒥᒃ ᐱᑖᕐᕕᐅᕙᒃᑐᑦ

2018/19

ᖃᓄᐃᑦᑑᓂᖓ	ᑲᑎᖕᒋᑎᒃ		ᐃᓄᐃᑦ		ᐃᓄᐃᑦ ᐊᓯᖏᑦ	
ᖃᖓᒐᓱᒥ ᐊᑐᕐᓂᖅ (AC)	309	18%	211	68%	98	32%
ᑎᑎᕋᐅᔭᕐᓂᖅ/ᓴᓇᔭᕆᐊᓕᕆᓂᖅ (AE)	19	1	-	-	19	100
ᐃᒡᓗᓕᐅᕐᓂᖅ (CON)	39	2	31	79	8	21
ᖃᐅᔨᓇᓱᖕᓂᕐᒧᑦ ᐱᔭᑦᑎᕋᐅᑎᑦ (CS)	663	38	4	1	659	99
ᒥᑭᑦᑐᑦ ᐃᒡᓗᓕᕆᓂᐅᔪᑦ ᓱᕋᒃᓯᒪᔪᓕᕆᓂᕐᒧᑦᓘᓐᓃᑦ (MC)	115	7	70	61	45	39
ᐱᔭᑦᑎᕋᐅᑎᓂ ᐱᓕᕆᑦᑎᑦᑎᓂᖅ (SC)	602	34	10	2	592	98
ᑲᑎᖕᒋᑎᒃ	1,747	100%	326	19%	1,421	81%

2017/18

ᖃᓄᐃᑦᑑᓂᖓ	ᑲᑎᕝᕕᒃ		ᐃᓄᐃᑦ		ᐃᓄᐃᑦ ᐊᓯᖏᑦ	
ᖃᖓᑕᓲᒥ ᐊᑐᕐᓂᖅ (AC)	394	22%	333	85%	61	15%
ᑎᑎᕋᐅᔭᕐᓂᖅ/ᓴᓇᔭᕆᐊᓕᓕᕆᓂᖅ (AE)	39	2	5	13	34	87
ᐃᒡᓗᓕᐅᕐᓂᖅ (CON)	48	3	29	60	19	40
ᖃᐅᔨᓇᓱᖕᓂᕐᒧᑦ ᐱᔨᑦᑎᕋᐅᑎᑦ (CS)	580	32	7	1	573	99
ᒥᑭᑦᑐᑦ ᐃᒡᓗᓕᕆᓂᐅᔪᑦ ᓱᕋᒃᓯᒪᔪᓕᕆᓂᕐᒧᑦᓘᓐᓃᑦ (MC)	212	12	118	56	94	44
ᐱᔨᑦᑎᕋᐅᑎᓂ ᐱᓕᕆᑎᑦᑎᓂᖅ (SC)	542	30	19	4	523	96
ᑲᑎᕝᕕᒃ	1,815	100%	511	28%	1,304	72%

2016/17

ᖃᓄᐃᑦᑑᓂᖓ	ᑲᑎᕝᕕᒃ		ᐃᓄᐃᑦ		ᐃᓄᐃᑦ ᐊᓯᖏᑦ	
ᖃᖓᑕᓲᒥ ᐊᑐᕐᓂᖅ (AC)	348	18%	227	65%	121	35%
ᑎᑎᕋᐅᔭᕐᓂᖅ/ᓴᓇᔭᕆᐊᓕᓕᕆᓂᖅ (AE)	70	4	4	6	66	94
ᐃᒡᓗᓕᐅᕐᓂᖅ (CON)	84	4	50	60	34	40
ᖃᐅᔨᓇᓱᖕᓂᕐᒧᑦ ᐱᔨᑦᑎᕋᐅᑎᑦ (CS)	343	17	5	1	338	99
ᒥᑭᑦᑐᑦ ᐃᒡᓗᓕᕆᓂᐅᔪᑦ ᓱᕋᒃᓯᒪᔪᓕᕆᓂᕐᒧᑦᓘᓐᓃᑦ (MC)	312	16	183	59	129	41
ᐱᔨᑦᑎᕋᐅᑎᓂ ᐱᓕᕆᑎᑦᑎᓂᖅ (SC)	805	41	8	1	797	99
ᑲᑎᕝᕕᒃ	1,962	100%	477	24%	1,485	76%

ᐊᕐᕌᒍᓂ ᐱᖓᓱᓂᒃ ᓴᕿᔭᖅᑎᑕᐅᔪᓂᒃ ᓇᓗᓇᐃᒃᑯᑎᒥ ᖁᓛᓂ 76%-ᖏᑦ ᐱᓇᓱᒍᑎᐅᔪᑦ ᒪᑯᓇᙱᖅᑐᑦ ᐃᓄᐃᑦ ᓇᖕᒥᓂᕆᙱᑕᖏᓐᓂᒃ ᐊᒻᒪ 24% ᐃᓄᐃᑦ ᓇᖕᒥᓂᖏᓐᓂᒃ.

ᐊᖏᓂᖏᑦᑎᒍᑦ ᐱᓇᓱᒍᑎᐅᔪᑦ ᐃᓄᐃᑦ ᓇᖕᒥᓂᕆᙱᑕᖏᓐᓂᒃ ᐱᕈᖅᐸᓐᓕᓚᐅᕐᑐᖅ ᐅᕙᙱᑦ 2006/07 ᐅᕗᖓ 2012/13. 2013/14-ᒥ ᑕᑯᓚᐅᕐᑐᒍᑦ ᒥᒃᓵᕙᓪᓕᕐᓂᕐᒥᒃ (16%) ᓱᕗᓪᓕᖅᐹᒥ ᐊᕐᕌᒍᓂ 7-ᓂ. 2014/15-ᒥ ᖁᕝᕙᖅᐹᓪᓕᓚᐅᕐᑐᖅ ᐃᒪᓐᓇ 29%-ᒥ. 2015/16-ᒥ, ᓴᐃᓇᐅᑏᑦ ᐊᑦᑎᒃᓯᕙᓪᓕᐊᔪᓚᐅᕐᑐᑦ.

ᐊᖏᓂᖏᑦᑎᒍᑦ ᐱᓇᓱᒍᑎᐅᔪᑦ ᐃᓄᐃᑦ ᓇᖕᒥᓂᖏᓐᓂᒃ ᐅᓄᕐᓯᕙᓪᓕᓚᐅᕐᑐᑦ ᐊᕐᕌᒍᒥᑦ 2016/17 ᑕᑯᓚᐅᕐᐳᒍᑦ ᐅᓄᕐᓯᕙᓪᓕᕐᓂᕐᒥᒃ 29%. ᐅᕙᙱᑦ 2016/17 ᐅᕗᖓ 2017/18 ᑕᑯᓯᒪᒃᑲᓐᓂᕐᐳᒍᑦ 7% ᐊᖏᑦᓕᕙᓪᓕᕐᓂᕐᒥᒃ.

2018/19-ᒥ, ᑕᑯᓯᒪᕗᒍᑦ ᒥᒃᓵᕙᓪᓕᕐᑐᓂᒃ ᑐᓂᓯᒍᑎᐅᔪᓂᒃ ᐃᓄᐃᑦ ᓇᖕᒥᓂᖏᓐᓂᒃ. ᒥᒃᓵᕙᓪᓕᓗᑎᖅ ᐃᒪᐃᓕᖓᔪᖅ 36% ᒥᒃᓵᕙᓪᓕᕐᓂᕐᒥᒃ, ᑭᓯᐊᓂᓕ ᖃᐅᔨᒋᕗᒍᑦ 4%-ᒥ ᒥᒃᓵᕙᓪᓕᕐᓂᕐᒥᒃ ᑲᑎᕝᕕᒃ ᐊᖏᓂᖏᑦᑎᒍᑦ ᑐᓐᓂᕐᑯᑎᐅᓯᒪᔪᑦ. 2018/19 ᓇᐃᓴᐅᑎᑎᒍ ᓴᕿᑎᑦᑎᓯᒪᔪᖅ 9%-ᒥᑦ ᐅᓄᕐᓯᕙᓪᓕᕐᓂᕐᒥᒃ ᑐᓐᓂᕐᑯᑎᐅᓯᒪᔪᓂᒃ ᐃᓄᐃᑦ ᓇᖕᒥᓂᕆᙱᑕᖏᓐᓂᒃ.

6. ᐃᓄᖕᓂᒃ ᓴᓇᑎᑦᑎᓂᖅ

ᐊᑖᓂ ᓇᓗᓇᐃᒃᑯᑎ *“ᓄᓇᕗᑦ ᒐᕙᒪᒃᑯ ᖃᐅᔨᓴᕐᓂᖏᑦ ᐃᓄᐃᑦ ᐃᖅᑲᓇᐃᔭᖅᑎᑕᐅᓂᖏᓐᓂᒃ – ᒥᑭᑦᑐᓂᒃ ᓴᓇᓂᐅᔪᓂᒃ ᐅᕝᕙᓘᓐᓃᑦ ᓱᕋᒃᓯᒪᔪᓕᕆᓂᕐᒧᑦ”* ᓇᐃᓈᕐᓯᒪᔪᒃᑯᑦ ᐃᓚᐅᑎᑕᐅᓂᖏᑦ ᐃᓄᐃᑦ ᓴᓇᓂᕐᒥᒃ ᐃᒡᓗᓕᐅᕐᓂᕐᒧᑦ ᐊᒻᒪ ᓱᕋᒃᓯᒪᔪᓕᕆᓂᕐᒧᑦ ᐱᓕᕆᑦᑎᓂᐅᔪᓂᒃ ᑐᖓᓃᑦᑐᓂᒃ $100,000.00. ᐅᓇ ᐱᓕᕆᑦᑎᓂᐅᔪᖅ ᖃᐅᔨᒪᔭᐅᓂᕐᓴᐅᕙᒃᑐᖅ ‘ᒥᑭᑦᑐᑦ ᐱᓕᕆᐊᒃᓴᑦ’ ᐅᕝᕙᓘᓐᓃᑦ ᐊᐅᓚᑦᑎᓂᖅ ᐊᒻᒪ ᓱᕋᒃᓯᒪᔪᓕᕆᓂᕐᒧᑦ ᐱᓕᕆᑦᑎᓂᐅᔪᑦ.

	2018/19			2017/18			2016/17		
	ᕿᑎᐊᓂ% ᐱᔭᕆᐊᓕᒃ	ᕿᑎᐊᓂ% ᐊᑭᑦᑐᕋᐅᑎ	ᕿᑎᐊᓂ% ᐱᔭᐅᔪᖅ	ᕿᑎᐊᓂ% ᐱᔭᕆᐊᓕᒃ	ᕿᑎᐊᓂ% ᐊᑭᑦᑐᕋᐅᑎ	ᕿᑎᐊᓂ% ᐱᔭᐅᔪᖅ	ᕿᑎᐊᓂ% ᐱᔭᕆᐊᓕᒃ	ᕿᑎᐊᓂ% ᐊᑭᑦᑐᕋᐅᑎ	ᕿᑎᐊᓂ% ᐱᔭᐅᔪᖅ
ᓄᓇᕗᓕᒫᒥ	41%	35%	59%	38%	48%	40%	37%	51%	53%
ᕿᑭᖅᑖᓗᒃ	33	41	49	26	33	35	30	46	48
ᕿᑎᕐᒥᐅᑦ	30	30	44	28	40	37	33	47	52
ᑭᕙᓪᓕᖅ	53	61	63	49	63	45	50	64	62

ᐊᑭᖏᑦᑎᒍᑦ ᑐᓂᔭᐅᓯᒪᔪᑦ ᐅᑯᓄᖓ ᒥᑭᑦᑐᓂ ᓴᓇᓂᕐᓄᑦ ᓄᓇᕗᓕᒫᒥ ᐊᕐᕌᒍᓂᒃ ᐱᖓᓱᓂᒃ ᓴᕿᑎᑦᑎᓯᒪᔪᖅ ᐱᓕᕆᐊᖃᖅᑕᖅᑐᑦ ᐃᒪᓐᓇᐅᔾᔪᓗᑎᒃ ᒥᑭᓛᖓᒍᑦ ᐱᔭᐅᔪᓐᓇᖅᑐᓂᒃ ᐅᖓᑖᓃᖅᑎᑦᑎᔪᓐᓇᕐᓂᕐᒥᒃ, ᑕᒪᐃᓐᓂ ᐊᑭᑦᑐᕋᐅᑎᓂᒃᑯᑦ, ᐊᒻᒪ ᐱᓕᕆᓕᒫᕐᓂᖏᑦᑎᒍᑦ ᐊᖏᕈᑎᑎᒍᑦ.

ᐊᑖᓂ ᓇᓗᓇᐃᒃᑯᑎ *“ᓄᓇᕗᑦ ᒐᕙᒪᒃᑯᑦ ᖃᐅᔨᓴᕐᓂᖓ ᐃᓄᐃᑦ ᓴᓇᑎᑕᐅᓂᖏᓐᓂᒃ – ᐊᖏᔪᓂᒃ ᐃᒡᓗᓕᐅᕐᓂᖅ ᓇᐃᓈᕐᓯᒪᔪᒃᑯᑦ”* ᐅᖃᐅᓯᖃᖅᑐᖅ ᐃᓄᐃᑦ ᓴᓇᑎᑕᐅᓂᖏᓐᓂᒃ ᐃᒡᓗᓕᐅᕐᓂᕐᒧᑦ ᐱᓕᕆᑦᑎᓂᐅᔪᓂᒃ ᐅᖓᑖᓃᑦᑐᓂᒃ $100,000.00. ᑕᐃᒪᐃᑦᑐᖅ ᐱᓕᕆᑦᑎᓂᐅᔪᖅ ᖃᐅᔨᒪᔭᐅᓂᕐᓴᐅᔪᖅ ᐃᒪᓐᓇ ᐊᖏᔪᑦ ᐱᓕᕆᐊᒃᓴᑦ ᐅᕝᕙᓘᓐᓃᑦ ᑮᓇᐅᔭᖅᑐᔪᑦ ᐱᓕᕆᐊᒃᓴᑦ ᐱᓕᕆᑦᑎᓂᐅᔪᑦ.

	2018/19			2017/18			2016/17		
	ᕿᑎᐊᓂ% ᐱᔭᕆᐊᓕᒃ	ᕿᑎᐊᓂ% ᐊᑭᑦᑐᕋᐅᑎ	ᕿᑎᐊᓂ% ᐱᔭᐅᔪᖅ	ᕿᑎᐊᓂ% ᐱᔭᕆᐊᓕᒃ	ᕿᑎᐊᓂ% ᐊᑭᑦᑐᕋᐅᑎ	ᕿᑎᐊᓂ% ᐱᔭᐅᔪᖅ	ᕿᑎᐊᓂ% ᐱᔭᕆᐊᓕᒃ	ᕿᑎᐊᓂ% ᐊᑭᑦᑐᕋᐅᑎ	ᕿᑎᐊᓂ% ᐱᔭᐅᔪᖅ
ᓄᓇᕗᓕᒫᒥ	29%	32%	30%	30%	26%	30%	31%	32%	37%
ᕿᑭᖅᑖᓗᒃ	24	27	27	30	25	31	33	33	38
ᕿᑎᕐᒥᐅᑦ	31	35	32	-	-	-	23	26	21
ᑭᕙᓪᓕᖅ	33	33	32	30	30	30	33	34	43

ᐊᖏᔪᓄᑦ ᐱᓕᕆᐊᒃᓴᓄᑦ ᐊᑐᕐᑕᐅᓂᕐᓴᐅᕙᒃᑐᑎᒍᑦ ᐊᑭᓕᐅᑎᐅᔪᖅ ᐊᔾᔨᒌᒃᑕᙱᑦᑐᑦ ᐊᕐᕌᒍᓂ ᐱᖓᓱᓂᒃ. ᐊᑐᕐᑕᐅᓂᕐᓴᐅᕙᒃᑐᑎᒍᑦ ᐳᓴᕐᑎ ᓄᓇᕗᑦ ᓇᖕᒥᓂᖏᓐᓄᑦ ᐱᓕᕆᑦᑎᓂᐅᔪᑦ ᐊᒻᒪᕐᑕᐅᖅ ᐊᔾᔨᒌᒃᑕᙱᑦᑐᑦ.

ᐊᕐᕌᒍᓄᑦ 2016/17 ᒪᐅᖓ 2018/19 ᐱᓕᕆᐊᖃᖅᑐᑦ ᒥᑭᓛᒥ ᐊᑭᑦᑐᕋᐅᑎᒍᑎᓂᒃ ᐊᓂᒍᐃᔪᓐᓇᖃᑦᑕᖅᑐᑦ, ᐱᓕᕆᑦᑎᓂᒃᑯᑦ ᐱᓕᕆᐊᖃᓂᒃᑯᑦ. ᐅᓇ ᑕᐃᒪᐃᓚᐅᙱᑦᑐᖅ 2017/18 ᕿᑎᕐᒥᐅᓂᒃ.

ᑕᒪᐃᓐᓄᑦ ᒥᑭᑦᑐᓂᒃ ᐃᒡᓗᓕᐅᕐᓂᖅ ᐊᒻᒪ ᐊᖏᔪᓂᒃ ᐃᒡᓗᓕᕿᕐᓂᒃ, ᐱᓕᕆᐊᖃᖅᑐᑦ ᖁᑦᑎᖕᓂᕐᓴᒥ ᐊᑭᑦᑐᕋᐅᑎᓂᕐᓴᐅᕙᒃᑐᑦ ᐃᓄᐃᑦ ᐃᖅᑲᓇᐃᔭᕆᐊᖃᕆᔭᐅᔭᕐᓂᖓᒥᒃ. ᐅᓇ ᐱᕕᖃᕈᑎᐅᕙᒃᑐᖅ ᐊᖏᓂᕐᓴᒥᒃ ᐋᕿᑭᐊᕈᑎᖃᕋᓱᖕᓂᕐᒧᑦ. ᖃᐅᔨᒪᒋᑦᑎ ᐱᓕᕆᐊᖃᖅᐸᒃᑐᑦ ᖁᑦᑎᖕᓂᕐᓴᒥᒃ ᐊᑭᑦᑐᕋᐅᑎᒍᑎᖃᕈᓂ ᐃᓄᖕᓂ ᐃᖅᑲᓇᐃᔭᖅᑎᑦᑎᒥᐊᖃᕐᓂᕐᒧᑦ, ᐊᒻᒪᓗ ᑐᓂᔭᐅᓗᑎᒃ ᐱᓕᕆᐊᒃᓴᒥᑦ, ᐅᓇ ᐃᓄᐃᑦ ᐃᖅᑲᓇᐃᔭᖅᑎᑕᐅᓂᖏᓐᓄᑦ ᐊᑭᑦᑐᕋᐅᑎᒍᑎᐅᔪᖅ ᒪᓕᒋᐊᖃᓕᕋᔭᖅᑕᖓ.

ᐊᑖᓂ ᓇᓗᓇᐃᒃᑯᑎ ᓇᐃᓈᕐᓯᒪᔪᒃᑯᑦ *“ᐃᓚᒍᑎᒃᓴᑦᓚᓈᑦ ᐊᑭᓕᐅᑎᐅᔪᑦ ᐊᒻᒪ ᐊᑭᓕᐅᑎᐅᒃᑲᓐᓂᓇᐊᓕᖕᓂ ᖃᐅᔨᓴᖅᑕᐅᓂᒃᑯᑦ”* ᐊᖏᔪᓂᒃ ᓴᓇᓂᐅᔪᓄᑦ ᐃᒡᓗᓕᕐᓂᕐᒥ ᐊᒻᒪ ᒥᑭᑦᑐᓂᒃ ᓴᓇᓂᕐᓄᑦ ᐊᒻᒪ ᓱᕋᒃᓯᒪᔪᓕᕆᓂᕐᒥᒃ ᐱᔨᑦᑎᕋᐅᑎᓄᑦ.

	2018/19		2017/18		2016/17	
	ᐃᓚᒍᑎᒃᓴᑦ	ᐊᑭᓕᐅᑎᒃᑲᓐᓂᖅ	ᐃᓚᒍᑎᒃᓴᑦ	ᐊᑭᓕᐅᑎᒃᑲᓐᓂᖅ	ᐃᓚᒍᑎᒃᓴᑦ	ᐊᑭᓕᐅᑎᒃᑲᓐᓂᖅ
ᓄᓇᕗᓕᒫᒥᑦ	$815,489	$51,999	$ 116,345	$68,303	$655,771	$54,445
ᕿᑭᖅᑖᓗᒃ	$614,970	$ -	$ 39,708	$ 9,151	$514,337	$17,599
ᕿᑎᕐᒥᐅᑦ	$ 45,614	$ -	$ 7,781	-	$ 80,880	$ 417
ᑭᕙᓪᓕᖅ	$154,905	$51,999	$ 68,856	$59,152	$ 60,554	$36,429

ᐃᓚᒍᑎᒃᓴᑦ ᐊᑭᓕᐅᑕᐅᖃᑦᑕᖅᑐᑦ ᐅᕝᕙᓘᓐᓃᑦ ᐊᑭᓕᐅᑎᒃᑲᓐᓂᓂ ᐊᑭᓕᖅᑎᑕᐅᓪᓗᑎᒃ ᐃᓕᕆᑎᑕᐅᔪᑦ ᖀᖏᐅᑎᒍᑎ ᐅᕝᕙᓘᓐᓃᑦ ᐱᓕᕆᐊᒥᒍᑦ ᐃᓄᖕᓂᒃ ᓴᓇᔭᕆᐊᓕᖕᓂᒃ ᑎᑭᐅᑎᓯᒪᙱᒃᑯᑎᒃ.

ᖁᑦᓗᓂ ᓇᐃᓴᐅᑎᑦ ᓴᕿᑎᑦᑎᓯᒪᔪᑦ ᐃᓚᒍᑎᒃᓴᖅᑖᕆᔭᐅᔪᓂᒃ ᐊᒻᒪ ᐊᑭᓕᐅᑎᒃᑲᓐᓂᐅᔭᕆᐊᓕᖕᓂᒃ ᐊᑭᓕᖅᑕᐅᓯᒪᔪᓂᒃ ᐅᕝᕙᓘᓐᓃᑦ ᓄᐊᑕᐅᓯᒪᔪᓂᒃ ᐊᕐᕌᒍᑕᒫ ᐱᔭᐅᕝᕕᐅᔭᕆᐊᓕᖕᓂ ᐊᕐᕌᒍᓂ. ᐊᕐᕌᒍᓂᒃ 2016/17 ᒪᐅᖓ 2018/19 ᑲᑎᓯᒪᓪᓗᑎᒃ ᐃᓚᒍᑎᒃᓴᑦ ᖃᖏᐅᑎᓯᒪᔪᑦ ᐊᑭᓕᐅᑎᒃᑲᓐᓂᖅ.

7. ᓄᓇᕗᒥᑦ ᓇᖕᒥᓂᖅᑲᖅᑐᓂᒃ ᐃᑲᔫᑎᒃᑯᑦ ᐋᖅᑭᒋᐊᖅᓂᐅᔪᑦ

ᐊᑖᓂ ᑎᑎᖅᑐᒐᖅ "ᓄᓇᕗᑦ ᒐᕙᒪᒃᑯᑦ ᑐᓂᓯᖅᑕᖅᓂᖏᑦ ᓄᓇᕗᒥᑦ ᓇᖕᒥᓂᖅᑲᖅᑐᓂ ᐃᑲᔫᑎ ᐊᑐᖅᑐᒋᑦ ᑐᓂᔭᐅᔪᑦ ᐱᓕᕆᑎᑦᑎᓂᐅᔪᓂᒃ – ᐊᑭᖏᑦᑎᒍᑦ," ᓇᓗᓇᐃᔭᐃᓯᒪᔪᖅ ᑐᓂᓯᓂᐅᔪᓂᒃ ᐱᓕᕆᑎᑦᑎᓂᐅᔪᓂᒃ ᐱᔭᐅᔪᑦ ᐃᓚᐅᙱᑐᑎᒃ ᐱᖁᑎᑖᕈᑎᑦ ᐊᒻᒪ ᐊᑕᐅᓯᑐᐊᖅᒥ ᐱᑖᕐᕕᐅᕙᒃᑐᓂᒃ ᐱᓕᕆᑎᑦᑎᓂᐅᔪᑦ.

ᓄᓇᕗᑦ ᒐᕙᒪᖓ
ᑐᓂᓯᖅᑕᖅᓂᖅ ᓄᓇᕗᒻᒥ ᓇᖕᒥᓂᖅᑲᖅᑐᓂ ᐃᑲᔫᑎ ᐱᓕᕆᑎᑦᑎᓂᐅᔪᑦ
– ᐊᑭᖏᑦᑎᒍᑦ
2018/19



* ᑎᑎᕋᖅᓯᒪᖕᖏᑦᑐᑦ ᖃᐅᔨᓴᖅᑕᐅᓂᑯᐃᑦ, ᓄᓇᕗᒻᒥ

ᑐᓂᓯᖅᑕᖅᓂᖅ ᓄᓇᕗᒻᒥ ᓇᖕᒥᓂᖅᑲᖅᑐᓂ ᐃᑲᔫᑎ ᐊᑐᐊᒐᖅᑎᒍᑦ ᐱᓕᕆᑎᑦᑎᓂᐅᔪᓂᒃ – ᐊᑭᖏᑦᑎᒍᑦ

ᐱᓕᕆᑎᑦᑎᓂᐅᔪᑦ ᐃᓚᐅᙱᑐᑎᒃ ᐱᖁᑎᑦ ᐊᒻᒪ ᐊᑕᐅᓯᑐᐊᖅᒥ ᐱᑖᕐᕕᐅᕙᒃᑐᑦ	2018/19		2017/18		2016/17	
ᐃᓄᐃᑦ	$4,984,298	100%	$1,589,408	100%	$34,936,097	100%
ᑲᑎᖕᓗᑎᒃ	$4,984,298	100%	$1,589,408	100%	$34,936,097	100%

ᐅᓇ ᖃᐅᔨᓴᖅᓂᐅᔪᖅ ᐊᑭᖏᑦᑎᒍᑦ ᐱᓕᕆᑎᑦᑎᓂᐅᔪᓂᒃ ᐃᓚᐅᙱᑐᑎᒃ ᐱᖁᑎᑦ ᐊᒻᒪ ᐊᑕᐅᓯᑐᐊᖅᒥᒃ ᐱᑖᕐᕕᐅᕙᒃᑐᑦ ᑐᓂᔭᐅᓯᒪᔪᑦ ᓇᖕᒥᓂᖅᑲᖅᑐᓄᑦ ᓵᓚᖅᑲᓐᓇᕋᔭᓚᐅᙱᑦᑐᓄᑦ ᐋᖅᑭᐊᖅᓂᖅᑕᖅᑲᓚᐅᙱᒃᑯᓂ ᐊᑭᑦᑐᕋᐅᑎᒍᑎᓄᑦ.

2018/19-ᒥᑦ, ᐱᓕᕆᑎᑦᑎᓂᐅᔪᓄᑦ ᐱᖁᑎᑖᕈᑎᑦ ᐅᕝᕙᓘᓐᓃᑦ ᐊᑕᐅᓯᑐᐊᖅᒥᑦ ᐱᑖᕐᕕᐅᕙᒃᑐᑦ ᐃᓚᐅᙱᑐᑎᒃ, $4,984,298 ᑲᑎᖕᓗᑎᒃ ᐊᑭᖏᑦᑎᒍᑦ ᐱᓕᕆᑎᑦᑎᓂᐅᔪᑦ ᐊᒃᑐᖅᑕᐅᓯᒪᓚᐅᕐᑐᑦ ᓄᓇᕗᒻᒥ ᓇᖕᒥᓂᖅᑲᖅᑐᓂ ᐃᑲᔫᑎ ᐱᖁᔭᓂᒃ ᐊᑐᖅᑎᑕᐅᓂᖏᓐᓄᑦ. ᐅᓇ ᓴᖅᑭᑎᑦᑎᓯᒪᔪᖅ 17-ᓂᒃ ᐱᓕᕆᑎᑦᑎᓂᐅᔪᓂᒃ. ᑖᒃᑯᓇᙱᑦ 17-ᓂᒃ ᐱᓕᕆᑎᑦᑎᒍᑎᓂᒃ, 6 ᐃᒡᓗᓕᐅᕐᓂᕐᒧᓚᐅᕐᑐᑦ ᐊᒻᒪ 11 ᖃᖓᑕᓱᒥ ᐊᑐᕐᓂᕐᒧᑦ.

2017/18, ᐱᓕᕆᑎᑦᑎᓂᐅᔪᓄᑦ ᐱᖁᑎᑖᕈᑎᑦ ᐅᕝᕙᓘᓐᓃᑦ ᐊᑕᐅᓯᑐᐊᖅᒥᑦ ᐱᑖᕐᕕᐅᕙᒃᑐᑦ ᐃᓚᐅᙱᑐᑎᒃ, $1,589,408 ᑲᑎᖕᓗᑎᒃ ᐊᑭᖏᑦᑎᒍᑦ ᐱᓕᕆᑎᑦᑎᓂᐅᔪᑦ ᐊᒃᑐᖅᑕᐅᓯᒪᓚᐅᕐᑐᑦ ᓄᓇᕗᒻᒥ ᓇᖕᒥᓂᖅᑲᖅᑐᓂ ᐃᑲᔫᑎ ᐱᖁᔭᓂᒃ ᐊᑐᖅᑎᑕᐅᓂᖏᓐᓄᑦ. ᐅᓇ ᓴᖅᑭᑎᑦᑎᓯᓚᔪᖅ 17-ᓂᒃ ᐱᓕᕆᑎᑦᑎᓂᐅᔪᓂᒃ. ᑖᒃᑯᓇᙱᑦ 17-ᓂ ᐱᓕᕆᑎᑦᑎᓂᐅᔪᓂᒃ, 11 ᖃᖓᑕᓱᒥ ᐊᑐᖅᑐᐊᕐᓂᕐᒧᓚᐅᕐᑐᑦ.

2016/17-ᒥᑦ, ᐱᓕᕆᑎᑦᑎᓂᐅᔪᓄᑦ ᐱᖁᑎᑖᕈᑎᑦ ᐅᕝᕙᓘᓐᓃᑦ ᐊᑕᐅᓯᑐᐊᖅᒥᒃ ᐱᑖᕐᕕᐅᕙᒃᑐᑦ ᐃᓚᐅᙱᑐᑎᒃ, $34,936,097 ᑲᑎᖕᓗᑎᒃ ᐊᑭᖏᑦᑎᒍᑦ ᐱᓕᕆᑎᑦᑎᓂᐅᔪᑦ ᐊᒃᑐᖅᑕᐅᓯᒪᓚᐅᕐᑐᑦ ᓄᓇᕗᒻᒥ ᓇᖕᒥᓂᖅᑲᖅᑐᓂ ᐃᑲᔫᑎ ᐱᖁᔭᓂᒃ ᐊᑐᖅᑎᑕᐅᓂᖏᓐᓄᑦ. ᐅᓇ ᓴᖅᑭᑎᑦᑎᓯᒪᔪᖅ 22-ᓂᒃ ᐱᓕᕆᑎᑦᑎᓂᐅᔪᓂᒃ. ᐅᓇ ᓴᖅᑭᑎᑦᑎᓯᒪᔪᖅ 22-ᓂᒃ ᐱᓕᕆᑎᑦᑎᓂᐅᔪᓂᒃ. 22-ᓂᒃ, 13 ᖃᖓᑕᓱᒥ ᐊᑐᖅᑐᐊᕐᓂᕐᒧᑦ.

ᐅᑯᐊ ᑐᓴᒐᒃᓴᑦ ᒪᓕᒃᓯᒪᔪᑦ ᑕᒪᐃᓐᓂᓕᒫᖅ ᐱᓕᕆᑎᑦᑎᓂᐅᔪᓂᒃ ᐃᓚᐅᙱᑐᑎᒃ ᐱᖁᑎᑖᕈᑎᑦ ᐅᕝᕙᓘᓐᓃᑦ ᐊᑕᐅᓯᑐᐊᖅᒥᒃ ᐱᑖᕐᕕᐅᕙᒃᑐᑦ. ᓄᓇᕗᒻᒥ ᓇᖕᒥᓂᖅᑲᖅᑐᓂ ᐃᑲᔫᑎᓂᒃ ᐋᖅᑭᐊᕈᑏᑦ ᐃᓚᐅᑎᑕᐅᖅᑕᖅᑐᑦ ᖃᐅᔨᒐᓱᒃᑐᑎᒃ ᐊᑭᑭᓛᖅ ᐅᕝᕙᓘᓐᓃᑦ ᐱᐅᓛᖅ ᑐᒃᓯᕋᐅᓯᐊᖑᔪᑦ ᑐᓂᔭᐅᔪᓐᓇᖅᑯᓪᓗᒋᑦ ᐱᓕᕆᑎᑦᑎᓂᒥᒃ. ᐱᓕᕆᑎᑦᑎᓂᐅᔪᑦ ᑐᓂᔭᐅᔪᑦ "ᒪᓕᒃᓗᑎᒃ ᓄᓇᕗᒻᒥ ᓇᖕᒥᓂᖅᑲᖅᑐᓂ ᐃᑲᔫᑎ ᐋᖅᑭᐊᕈᑎᖏᓐᓂᒃ" ᐱᓕᕆᑎᑦᑎᓂᐅᕗᖅ ᐊᓯᖏᓐᓄᖓᖅ ᐱᓕᕆᕝᕕᖕᓄᑦ ᑐᓂᔭᐅᒐᔭᖅᑐᓂᒃ, ᑭᓯᐊᓂ ᓄᓇᕗᒻᒥ ᓇᖕᒥᓂᖅᑲᖅᑐᓂ ᐊᑐᐊᒐᕐᓂ ᐋᖅᑭᐊᕈᑏᑦ ᐊᓯᙳᖅᑎᑦᑎᔾᔪᑎᐅᖕᒪᑦ ᐊᑭᑭᓛᓂᒃ ᐊᑭᑦᑐᕋᐅᑎᒍᑎᓂᒃ ᐅᕝᕙᓘᓐᓃᑦ ᖁᑦᑎᓛᓂ ᑐᒃᓯᕋᐅᓯᐊᓂᒃ.

ᐊᕋᒍᓂ ᖁᓕᓂᒃ (10) ᐃᖏᕋᓂᖓᒍᑦ ᖃᐅᔨᓴᖅᓂᖅ ᓴᖅᑭᑎᑦᑎᒐᔭᖅᑐᖅ ᐃᓄᐃᑦ ᓇᖕᒥᓂᖏᑦ ᑐᓂᔭᐅᓂᖅᓴᐅᕙᖕᓂᖏᓐᓂᒃ ᐊᖏᓂᖏᑦᑎᒍᑦ ᐱᓕᕆᑎᑦᑎᓂᐅᔪᓂᒃ ᐅᑯᓇᙱᓪᓕ ᓄᓇᕗᑦ ᓇᖕᒥᓂᖏᓐᓂᒃ. ᓄᓇᕗᑦ ᓇᖕᒥᓂᖏᑦ ᓇᓗᓇᐃᖅᑕᐅᓯᒪᔪᑦ ᐃᓄᐃᑦ ᓇᖕᒥᓂᖏᑦᑎᑐᑦ ᐊᖏᓂᖅᓴᒥ ᐋᖅᑭᐊᕈᑎᒥ ᐃᑲᔫᑎᖅᑲᖅᑕᖅᑐᑦ. ᐅᕝᙱᑦ ᐃᐳᕈᑦ 1, 2017-ᒥᑦ, ᐃᓄᐃᑦ ᓇᖕᒥᓂᖏᑦ ᐊᖏᓂᖅᓴᒥ ᐳᓴᓐᑎᑎᒍᑦ ᐃᓄᐃᑦ ᓇᖕᒥᓂᔭᐅᓂᖏᓐᓂᒃ ᑐᓂᔭᐅᕙᒃᑐᑦ ᐊᖏᓂᖅᓴᒥᑦ ᐋᖅᑭᐊᕈᑎᒥᑦ. ᐅᓇ ᓇᓗᓇᐃᔭᖅᑕᐅᓯᒪᔪᖅ ᓄᓇᕗᒻᒥ ᓇᖕᒥᓂᖅᑲᖅᑐᓂᒃ ᐃᑲᔫᑎ ᐱᖁᔭᓂᒃ.

ᐊᑎᓕᐅᖅᑕᐅᓯᒪᙱᑦᑐᑦ (ᐊᓯᖕᒋᑦ) ᓇᖕᒥᓂᕆᔭᐅᔪᑦ ᓄᓇᕗᒻᒥ ᓇᖕᒥᓂᖅᑐᓂᒃ ᐃᑲᔫᑎᑎᒍᑦ ᐊᑭᖕᒋᑦ ᐋᖅᑭᐊᖅᑕᐅᔪᓐᓇᕐᒥᔪᑦ ᐃᓄᐃᑦ ᐊᒻᒪ ᓄᓇᕗᑦ ᓇᖕᒥᓂᖕᒋᑦ ᐃᓚᐅᑎᑕᐅᓯᒪᒍᑎᒃ ᐊᑭᑦᑐᕋᐅᑎᒍᑎᖕᒋᓐᓂᒃ ᐊᑐᕐᓗᑎᒃ ᓇᓗᓇᐃᖅᑕᐅᓯᒪᔪᓂᒃ ᐃᓄᐃᑦ, ᓄᓇᕗᑦ ᐊᒻᒪ ᓄᓇᓕᖕᓂ ᐱᓕᕆᐊᖃᖅᐸᒃᑐᓂᒃ ᐊᒻᒪ ᐃᕐᑯᑎᖃᖅᑎᑕᐅᔪᓂᒃ, ᐊᒻᒪᓗ ᐃᓄᖕᓂ ᐊᒻᒪ ᓄᓇᕗᒻᒥᐅᓂᒃ ᐃᖅᑲᓇᐃᔭᖅᑎᑦᑎᓂᐊᕈᑎᒃ.

ᖃᔅᓯᐅᓂᖕᒋᑦ ᐱᓕᕆᑎᑦᑎᓂᐅᔪᑦ ᑐᓂᔭᐅᓂᑯᐃᑦ ᐅᓇ ᐱᔾᔪᑎᒋᓪᓗᒍ ᓄᓇᕗᒻᒥ ᓇᖕᒥᓂᖅᑐᓂ ᐃᑲᔫᑎ ᐋᖅᑭᐊᕈᑎᓄᑦ ᓱᓕ ᐊᑦᑎᒃᑐᒦᑉᐳᖅ. ᑭᓯᐊᓂᓕ, ᐅᓇ ᑕᐅᑐᒃᓯᒪᙱᒻᒪᒪ ᐱᑦᑯᑎᑖᕈᑎᓄᑦ ᐱᓕᕆᑎᑦᑎᓂᐅᔪᓂᒃ, ᐃᓂᒋᔭᐅᔪᖅ ᐃᓄᐃᑦ ᓇᖕᒥᓂᖕᒋᓐᓄᑦ ᓵᓚᒃᓴᕈᑎᐅᓂᑦᓴᐅᕙᒃᓗᓂ.

ᑕᒪᒃᑭᑦᓯᒪᓂᑦᓴᓂᒃ ᖃᐅᔨᓴᕈᑎᐅᔪᓂᒃ ᐱᓕᕆᑎᑦᑎᓂᐅᔪᓂᒃ ᑐᓂᓯᓂᑦᒥ ᒪᓕᒃᓯᒪᔪᓂᒃ ᓄᓇᕗᒻᒥ ᓇᖕᒥᓂᖅᑐᓂ ᐃᑲᔫᑎ ᐱᑦᑯᔭᑦᓂᒃ, ᐅᓇ ᑕᑯᒋᐊᕐᓗᒍ "ᑕᒪᐃᓐᓂ ᕿᒥᕐᕈᓂᖅ" ᐱᒋᐊᕐᕕᖕᒐᓂ ᐆᒪ ᐅᓂᒃᑳᓕᐊᖑᔪᓂᒃ.

ᖃᐅᔨᒪᒋᑦᑎ: ᐱᒋᐊᖅᓱᓂ ᒪᐃ 2006, ᓄᓇᕗᒻᒥ ᓇᖕᒥᓂᖅᑐᓂ ᐃᑲᔫᑎ ᐊᑐᐊᒐᖅ ᐱᕕᖅᑲᖅᑎᑦᑎᕗᖅ ᐊᓯᖕᒋᑦ ᓇᖕᒥᓂᖕᒋᑦ ᐱᓇᓱᒃᑐᖅᑭᖕᒋᒃᑯᓂ ᓄᓇᓕᖕᓂ ᐊᑭᑦᑐᕋᐅᑎᓂᕐᒧᑦ ᐅᕝᕙᓘᓐᓃᑦ ᑭᐅᒍᓂ ᐊᑭᑦᑐᕋᐅᑎᓂᕐᒥ, ᐊᑭᑦᑐᕋᐅᑎᖃᑕᐅᔪᖅ ᓄᓇᓕᖕᓂ ᓄᓇᖃᖕᒋᒃᑲᓗᐊᕈᓂ ᐱᕐᑯᑎᑖᕆᐊᓕᖕᓂ ᑭᓯᐊᓂᓕ ᓄᓇᕗᒻᒥ ᓇᖕᒥᓂᖅᑐᓂᒃ ᐃᑲᔫᑎᓂᒃ ᐅᕝᕙᓘᓐᓃᑦ ᓄᓇᕗᑦ ᑐᙵᕕᒃᑯᓐᓄ ᓇᓗᓇᐃᖅᑕᐅᓯᒪᔭᕆᐊᖅᑐᖅ ᐊᒻᒪᓗ ᓄᓇᕗᒻᒥᐅᑕᐅᓗᑎᒃ ᑖᓐᓇ ᐋᖅᑭᐊᕈᑎ ᐊᑐᖅᑕᐅᓂᐊᕈᒪᒍᓂ. ᑕᑯᒋᐊᕐᓗᒍ ᓄᓇᕗᒻᒥ ᓇᖕᒥᓂᖅᑐᓂᒃ ᐃᑲᔫᑎ ᐊᑐᐊᒐᐅᑉ ᐱᕐᑯᔭᖕᒋᑦ ᐅᕙᓂ ᐃᓚᖕᒐ 25.5.

8. ᐊᕐᕌᒍ ᖃᖏᖅᑐᒥ ᐊᔾᔨᒌᙱᓐᓂᖏᓐᓂᒃ ᖃᐅᔨᓴᕐᓂᖅ

ᐊᑖᓂ ᑎᑎᖅᑐᒐᖅ "ᓄᓇᕗᑦ ᒐᕙᒪᒃᑯᑦ ᐊᔾᔨᒌᙱᓐᓂᖏᓐᓂᒃ ᖃᐅᔨᓴᕐᓂᖅ ᐊᕐᕌᓂ ᐱᓕᕆᑎᑦᑎᓂᕐᒧᑦ ᐊᑭᖏᑦᑎᒍᑦ" ᓴᖅᑭᑎᑦᑎᓯᒪᔪᖅ ᑕᒪᑐᒪᓂ ᐊᕐᕌᒍ ᖃᓄᖅ ᐊᔾᔨᒌᙱᓐᓂᖅᑲᕆᐊᒃᓴᖓᓂᒃ ᐊᕐᕌᓂᐅᓚᐅᕐᑐᒥ ᐊᑭᖏᑦᑎᒍᑦ (ᑕᐅᓴᖏᓐᓂᒃ).

ᓄᓇᕗᑦ ᒐᕙᒪᖓ
ᐊᔾᔨᒌᙱᓐᓂᖏᓐᓂᒃ ᖃᐅᔨᓴᕐᓂᖅ ᐊᕐᕌᓂᐅᓚᐅᕐᑐᒥ ᐱᓕᕆᑎᑦᑎᓂᕐᒧᑦ ᐊᑭᖓᒍᑦ
2018/19

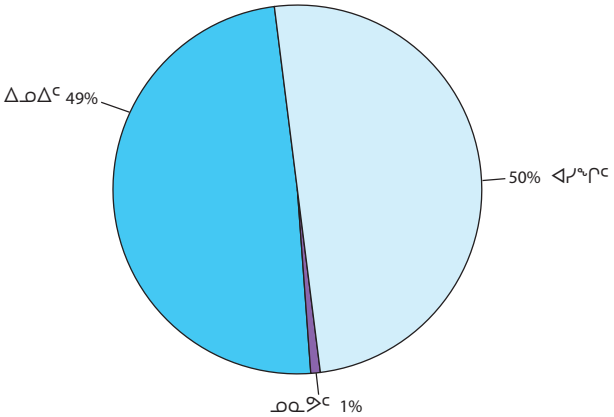

	2018/19		2017/18	
ᐃᓄᐃᑦ	$ 267,138	49%	$ 251,901	47%
ᓄᓇᕗᑦ	7,665	1	6,053	1
ᐊᓯᖏᑦ	274,922	50	281,402	52
ᑲᑎᖕᓗᑎᒃ	$ 549,725	100%	539,356	100%

ᐊᑭᖏᑦᑎᒍᑦ ᑕᒪᕐᒥ ᐱᓕᕆᑎᑦᑎᓂᐅᔪᑦ ᐊᖏᒡᓕᕝᕕᓕᖅᑐᑦ 2% 2018/19 ᐊᕐᕌᒍᒧᑦ.

ᐊᑭᖏᑦᑎᒍᑦ ᐱᓕᕆᑎᑦᑎᓂᐅᔪᑦ ᐃᓄᐃᑦ ᓇᖕᒥᓂᖏᓐᓄᑦ ᐊᖏᒡᓕᕝᕕᓕᖅᑐᖅ 6%-ᒥ

ᐊᑭᖏᑦᑎᒍᑦ ᐱᓕᕆᑎᑦᑎᓂᐅᔪᑦ ᓄᓇᕗᑦ ᓇᖕᒥᓂᖏᓐᓄᑦ ᐊᖏᒡᓕᕝᕕᓕᖅᑐᖅ 27%; ᐊᓐᒪ

ᐊᑭᖏᑦᑎᒍᑦ ᐱᓕᕆᑎᑦᑎᓂᐅᔪᑦ ᐊᓯᖏᑦ ᓇᖕᒥᓂᖏᓐᓄᑦ ᒥᒃᓱᕝᕕᓕᖅᑐᖅ 2%.

ᖃᐅᔨᒪᔭᕆᐊᖃᖅᑐᓯ ᐅᑯᐊ ᐃᓄᐃᑦ ᐊᒻᒪ ᓄᓇᕗᑦ ᓇᖕᒥᓂᖏᑦ ᓇᓗᓇᐃᖃᑦᑕᕆᐊᖃᕐᓂᖏᓐᓂᒃ ᐊᕐᕌᒍ ᒪᕐᕉᒃ ᐊᓂᒍᕌᖓᑕ. ᓇᓗᓇᐃᒃᑲᓐᓂᙱᑦᑯᔅᓯ ᐊᕐᕌᒍᒥ ᓇᓕᐊᓐᓂᑐᐃᓐᓇᖅ ᐊᓯᐅᔨᑐᐃᓐᓇᕆᐊᖃᕐᓯ ᖃᓄᐃᑦᑑᓂᔅᓯᓐᓂᒃ ᐊᒻᒪ ᐋᕿᒋᐊᕈᑎᓂᒃ ᐊᑐᖅᑎᑕᐅᔪᓐᓇᓃᕐᓗᓯ. ᓄᓇᕗᒻᒥ ᓇᖕᒥᓂᖅᑲᖅᑐᓂ ᐃᑲᔫᑎ ᐊᒻᒪ ᐃᓄᐃᑦ ᓇᖕᒥᓂᖏᑦ ᓇᓗᓇᐃᖅᑕᐅᓯᒪᔪᑦ ᖃᐅᑕᒫᓐ ᐋᕿᒋᐊᖅᑕᐅᖅᑲᑦᑕᕐᒪᑕ, ᐊᒻᒪ ᐱᓕᕆᔨᐅᔪᑦ ᓇᓗᓇᐃᖅᑕᐅᕙᒃᑐᑎᒃ ᐱᒡᒍᓴᐅᑎᓂᐅᑉ ᐃᓱᐊᓂᑦ (ᐅᕝᕙᓘᓐᓃᑦ ᐱᓕᕆᑎᑦᑎᓂᖅ ᑐᓂᔭᐅᒍᓂ ᐊᑕᐅᓯᑐᐊᕐᒥᒃ ᐱᑖᕐᕕᓕᕆᓂᒃᑯᑦ). ᐅᓇ ᐱᓚᒋᔭᐅᒻᒪᕆᒃᑐᖅ ᑐᓂᔭᐅᕙᒃᑐᓄᑦ ᐃᓄᐃᑦ ᐊᒻᒪ ᓄᓇᕗᑦ ᓇᖕᒥᓂᖏᑦᑕ ᐊᓯᙳᖅᐸᓪᓕᐊᕙᖕᓂᖏᓐᓄᑦ ᐊᕐᕌᒍᑕᒫᓐ.

ᐊᑖᓂ ᑎᑎᖅᑐᒐᖅ "ᓄᓇᕗᑦ ᒐᕙᒪᒃᑯᑦ ᐊᔾᔨᒌᖕᓂᖏᓐᓂᒃ ᖃᐅᔨᓴᖅᓂᖓ ᐊᖅᑏᓂᐅᓚᐅᖅᑐᒥᒃ ᐱᓕᕆᑎᑦᑎᓂᐅᔪᓂᒃ ᐊᖏᓂᖏᑦᑎᒍᑦ" ᓇᐃᓈᖅᓯᒪᔪᒃᑯᑦ ᑕᒪᑐᒪᓂ ᐊᖅᑏᒍᒥ ᖃᓄᖅ ᐊᔾᔨᒌᙱᓐᓂᖃᕆᒃᓴᖏᓐᓂᒃ ᐊᖅᑏᓂᐅᓚᐅᖅᑐᒥᒃ ᐊᖏᓂᖏᑦᑎᒍᑦ.

ᓄᓇᕗᑦ ᒐᕙᒪᖓ
ᐊᔾᔨᒌᙱᓐᓂᖏᓐᓂᒃ ᖃᐅᔨᓴᖅᓂᖅ ᐊᖅᑏᓂᐅᓚᐅᖅᑐᒥ ᐱᓕᕆᑎᑦᑎᓂᐅᔪᑦ ᐊᖏᓂᖏᑦᑎᒍᑦ
2018/19

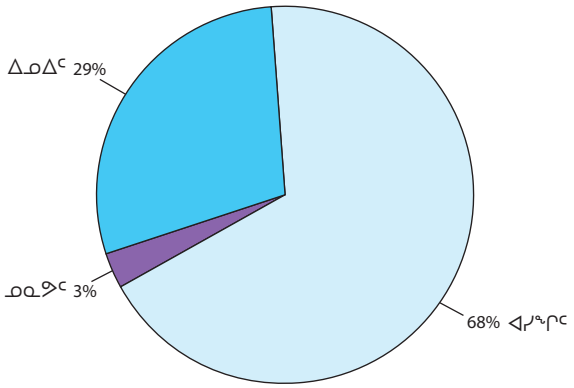

	2018/19		2017/18	
ᐃᓄᐃᑦ	793	29%	706	28%
ᓄᓇᕗᑦ	92	3	65	3
ᐊᓯᖏᑦ	1,860	68	1,792	70
ᑲᑎᖕᓗᑎᒃ	2,745	100%	2,563	101%

ᑲᑎᖕᒫᖅᓗᑎᒃ ᐊᖏᓂᖏᑦᑎᒍᑦ ᐱᓕᕆᑎᑦᑎᓂᐅᔪᑦ ᐊᖏᒡᓕᒋᐊᖅᑐᖅ 7%-ᒥ 2018/19-ᒥ.

ᐊᖏᓂᖏᑦᑎᒍᑦ ᐱᓕᕆᑎᑦᑎᓂᐅᔪᑦ ᐃᓄᐃᑦ ᓇᖕᒥᓂᖏᓐᓄᑦ ᐊᖏᒡᓕᕝᓕᖅᑐᖅ 12%;

ᐊᖏᓂᖏᑦᑎᒍᑦ ᐱᓕᕆᑎᑦᑎᓂᐅᔪᑦ ᓄᓇᕗᑦ ᓇᖕᒥᓂᖏᓐᓄᑦ ᐊᖏᒡᓕᕝᓕᖅᑐᖅ 42%;

ᐊᖏᓂᖏᑦᑎᒍᑦ ᐱᓕᕆᑎᑦᑎᓂᐅᔪᑦ ᐊᓯᖏᑦ ᓇᖕᒥᓂᖏᓐᓄᑦ ᐊᖏᒡᓕᕝᓕᖅᑐᖅ 4%.

ᐃᓚᒍᑕᖅ A:
ᑕᐃᒍᓯᑦ ᑐᑭᖏᑦ ᐊᒻᒪ ᐅᖃᐅᓯᑦ ᑐᑭᖏᑦ

ᑕᐃᒍᓯᑦ

“ᐱᓕᕆᑎᑦᑎᓂᐅᔪᓂᒃ” ᓄᓇᕗᑦ ᒐᕙᒪᖓᓂᒃ; ᐱᔪᒪᓂᒃᑯᑦ ᐊᑭᑦᑐᕋᐅᑎᓂᒃ, ᐱᔪᒪᓂᒃᑯᑦ ᑐᒃᓯᕋᐅᑎᓂᒃ ᐊᒻᒪ ᐊᑕᐅᓯᑐᐊᕐᒥ ᑐᓂᓯᓂᒃᑯᑦ. ᑐᓂᓯᓂᐅᕙᖕᒥᔪᖅ ᐱᓕᕆᑎᑦᑎᓂᐅᔪᓂᒃ ᐊᐃᕙᖃᑎᒌᖕᓂᒃᑯᑦ, ᑭᓯᐊᓂ, ᐅᓇᑐᐊᖅ ᒥᓂᔅᑕᐅᔪᖅ ᑐᓂᓯᔪᓐᓇᖅᑐᖅ ᐅᕝᕙᓘᓐᓃᑦ ᐊᖏᕈᓐᓇᖅᑐᖅ ᐊᑭᑦᑐᕋᐅᑎᑦᑎᙱᑦᓗᑎᒃ ᐊᑭᑦᑐᕋᐅᑎᑦᑎᓂᖅ ᐊᑐᐃᓐᓇᐅᔪᓐᓇᖅᑎᑦᓗᒍ.

“ᐱᖁᑎᑦ”: ᑐᑭᓕᒃ ᐱᓕᕆᑎᑦᑎᓂᐅᔪᑦ ᓂᐅᕕᖅᓂᖅᒧᑦ ᐱᖁᑎᓂᒃ ᐅᕝᕙᓘᓐᓃᑦ “ᓂᐅᕕᖅᓂᖅᒧᑦ”. ᐱᖁᑎᑖᖅᓂᖅᒧᑦ ᐱᓕᕆᑎᑦᑎᓂᐅᔪᑦ ᑐᓂᔭᐅᓗᐊᖅᐸᒃᑐᑦ ᓄᓇᓕᓐᓂᑦ ᒐᕙᒪᒃᑯᓐᓂᓗ ᐱᔾᑦᑎᖅᑲᑎᒃᑯᑦ ᓂᐅᕕᖅᓂᓕᕆᔨᒃᑯᓐᓄᑦ ᑭᒡᒐᖅᑐᐃᓪᓗᑎᒃ ᓄᓇᕗᑦ ᒐᕙᒪᖓᑦᑕ ᐱᓕᕆᕕᖕᒋᓐᓂᒃ.

“ᐃᓄᐃᑦ” ᐅᕝᕙᓘᓐᓃᑦ **“ᐃᓄᐃᑦ ᓇᖕᒥᓂᖕᒋᑦ”**: ᑐᑭᓕᒃ ᓇᖕᒥᓂᕆᔭᐅᔪᑦ ᐊᒃᓱᓪᓗᓐᓃᑦ 51%-ᒥ ᐃᓄᖕᓄᑦ ᐊᒻᒪᓗ ᐃᓚᐅᑎᑕᐅᓪᓗᓂ ᓄᓇᕗᑦ ᑐᙵᕕᒃᑯᑦ ᐃᓄᐃᑦ ᓇᖕᒥᓂᖕᒋᓐᓂᑦ ᐊᑎᖁᑎᖕᒋᓐᓂᒃ ᑖᓐᓇ ᐱᓕᕆᑎᑦᑎᓂᐅᔪᖅ ᑐᓂᔭᐅᑎᓪᓗᒍ.

“ᓄᓇᓕᖕᒥᐅᑦ”: ᑐᑭᓕᒃ ᐃᓄᐃᑦ ᓇᖕᒥᓂᕆᔭᖓ ᐅᕝᕙᓘᓐᓃᑦ ᓄᓇᕗᒥᐅᑕᐅᑉ ᓇᖕᒥᓂᕆᔭᖓ ᓄᓇᓕᖕᓃᓪᓗᓂ ᐱᓕᕆᕝᕕᐅᔭᕆᐊᖅᑲᖅᑑᑉ ᐱᑖᕆᐊᖅᑲᖅᑐᓪᓗᓐᓃᒃ.

“ᓄᓇᕗᑦ”: ᑐᑭᓕᒃ ᓇᖕᒥᓂᕆᔭᐅᔪᖅ ᓄᓇᕗᓯᒦᑦᑐᖅ ᐊᒻᒪ ᐊᒃᓱᓪᓗᓐᓃᑦ 51%-ᒥ ᓇᖕᒥᓂᕆᔭᐅᓗᓂ ᓄᓇᕗᓯᒥᐅᑕᓂᒃ ᐊᒻᒪᓗ ᐃᓚᐅᑎᑕᐅᓗᓂ ᓄᓇᕗᑦ ᒐᕙᒪᒃᑯᑦ ᐊᑎᓕᐅᕐᓯᒪᔪᖁᑎᖕᒋᓐᓂᒃ ᐊᖏᑦᑕᐅᓯᒪᔪᓂᒃ ᓄᓇᕗᓯᒥᐅᓂᒃ ᓇᖕᒥᓂᕆᔭᐅᓂᕐᖅᑕᐅᓗᓂ ᐱᓕᕆᑎᑦᑎᓂᐅᔪᖅ ᑐᓂᔭᐅᑎᓪᓗᒍ.

“ᐊᓯᖕᒋᑦ”: ᑐᑭᖃᖅᑐᖅ ᓇᖕᒥᓂᕆᔭᐅᔪᑦ ᑭᒃᑯᑐᐃᓐᓇᑦ ᐅᕝᕙᓘᓐᓃᑦ ᑎᒥᐅᔪᑦ ᐊᑎᓕᐅᕐᓯᒪᙱᑦᑐᑦ ᓄᓇᕗᑦ ᑐᙵᕕᒃᑯᓐᓂ ᐅᕝᕙᓘᓐᓃᑦ ᓄᓇᕗᑦ ᒐᕙᒪᒃᑯᓐᓂ ᐱᓕᕆᑎᑦᑎᓂᐅᔪᖅ ᑐᓂᔭᐅᑎᓪᓗᒍ.

“ᐊᑕᐅᓯᑐᐊᕐᒥ ᐱᑖᕐᕕᐅᕙᒃᑐᖅ”: ᑐᑭᖃᖅᑐᖅ ᑐᓂᓯᓂᐅᔪᓂᒃ ᐱᓕᕆᑎᑦᑎᓂᕐᒥᒃ ᐱᒻᒍᓴᐅᑎᓂᒃᑰᙱᓗᓂ ᐊᑭᑦᑐᕋᐅᑎᑎᒍᑦ ᐅᕝᕙᓘᓐᓃᑦ ᑐᒃᓯᕋᐅᑎᓕᐅᕐᓂᒃᑯᑦ; ᐊᑐᐃᓐᓇᖅᐸᙱᑦᑐᓅᖕᒐᔪᖅ.

ᓇᐃᓈᖅᓯᒪᔾᔪᑎᑦ ᑐᑭᖏᑦ

ᐱᓕᕋᓛᑦ

CGS	ᓄᓇᓕᖕᓂᑦ ᒐᕙᒪᒃᑯᓐᓂᑦᓗ ᐱᔨᑦᑎᕋᖅᑎᒃᑯᑦ
CH	ᐃᓕᖅᑯᓯᓕᕆᔨᒃᑯᑦ
EDT	ᐱᕙᓪᓕᐊᔪᓕᕆᔨᒃᑯᑦ ᐃᖏᕋᔾᔪᑎᓕᕆᔨᒃᑯᑦᓗ
EDU	ᐃᓕᓐᓂᐊᖅᓂᓕᕆᔨᒃᑯᑦ
EIA	ᐱᕙᓪᓕᐊᔪᓕᕆᔨᒃᑯᑦ ᐃᖏᕋᔾᔪᑎᓕᕆᔨᒃᑯᑦᓗ
ENV	ᐊᕙᑎᓕᕆᔨᒃᑯᑦ
FS	ᐃᓄᓕᕆᔨᒃᑯᑦ
FIN	ᑮᓇᐅᔭᓕᕆᔨᒃᑯᑦ
HLTH	ᐋᓐᓂᐊᖃᖅᓇᖏᑦᑐᓕᕆᔨᒃᑯᑦ
JUS	ᒪᓕᒐᓕᕆᔨᒃᑯᑦ

ᐱᓕᕆᑦᓯᓂᐅᔪᑦ ᖃᓄᐃᑦᑑᓂᖏᑦ

AC	ᖃᖓᑕᓱᒥ ᐊᑐᖅᓂᖅ
AE	ᑎᑎᕋᐅᔭᖅᓂᖅ/ᓴᓇᔭᕆᐊᓕᓕᕆᓂᖅ
CON	ᐃᒡᓗᓕᐅᖅᓂᖅ
CS	ᖃᐅᔨᓇᓱᖕᓂᖅᒧᑦ ᐱᔨᑦᑎᕋᐅᑎᑦ
MC	ᒥᑭᑦᑐᑦ ᐃᒡᓗᓕᕆᓂᐅᔪᑦ
PO	ᓂᐅᕕᒋᓐᓇᐅᑎ
SC	ᐱᔨᑦᑎᕋᐅᑎᓂ ᐱᓕᕆᑦᑎᓂᖅ

ᐱᓕᕆᑦᓯᔾᔪᑎᑦ

IRFP	ᐱᖁᔨᓂᒃᑯᑦ ᑐᒃᓯᕋᐅᑎᓂᒃ ᐱᔪᒪᓂᖅ
IT	ᐊᑭᑦᑐᕋᐅᑎᖁᔨᓂᖅ
PRFP	ᑭᒃᑯᓕᒫᓂᒃ ᑐᒃᓯᕋᐅᑎᓂᒃ ᐱᔪᒪᓂᖅ
PT	ᐊᑭᑦᑐᕋᐅᑎᑎᕋᑎᓂᖅ ᑭᒃᑯᓕᒫᓂᒃ
SA	ᐊᑕᐅᓯᑐᐊᖅᒥᒃ ᐱᑖᕕᒃ ᑎᑎᕋᐅᔭᖅᓂᖅ/ᓴᓇᔭᕆᐊᓕᓕᕆᓂᖅᒧᑦ
SE	ᐊᑕᐅᓯᑐᐊᖅᒥᒃ ᐱᑖᖅᕕᒃ ᑐᐊᕕᖅᓇᖅᑐᓄᑦ
SS	ᐊᑕᐅᓯᖅᒥᒃ ᐱᑖᖅᕕᒃ
SV	ᐊᑕᐅᓯᑐᐊᖅᒥᒃ ᐱᑖᖅᕕᒃ ᐅᕝᕙᓘᓐᓃᑦ ᓂᐅᕕᖅᕕᒃ